

LEA Name : Wallingford-Swarthmore SD  
Address : 200 S Providence Rd  
Wallingford , PA 19086

County : Delaware  
AUN Number : 125239603  
LEA Type : SD


## Annual Financial Report Accuracy Certification Statement

For Fiscal Year Ending  
6/30/2018

Pennsylvania Department of Education  
&  
Office of Comptroller Operations

PDE-2056: Intermediate Unit  
PDE-2057: School District, AVTS/CTC, Charter School,  
and Special Program Jointure

**CERTIFICATION: By signing this page I agree that the electronic data submitted is a complete and accurate statement of the financial operations and status of the local education agency for the fiscal year. It has been prepared in accordance with generally accepted accounting principles and established Commonwealth of PA reporting guidelines.**

  
\_\_\_\_\_  
Chief School Administrator Signature

10/31/18  
\_\_\_\_\_  
Date

  
\_\_\_\_\_  
Board Secretary Signature

10/31/18  
\_\_\_\_\_  
Date

Kelly Kaiser  
\_\_\_\_\_  
Contact Person

(610)892-3470 Ext :1302  
\_\_\_\_\_  
Contact Person Telephone Number

kkaiser@wssd.org  
\_\_\_\_\_  
Contact Person E-mail Address

(610)892-3497  
\_\_\_\_\_  
Contact Person Fax Number

**Audit Certification**  
**Annual Financial Report:**  
For Fiscal Year Ending **6/30/2018**  
**(Pursuant to PA School Code Section 218(b))**

LEA Name : Wallingford-Swarthmore SD  
AUN Number : 125239603  
County : Delaware


<b>Audit Certification Due:</b> 12/31/2018
---

This certification is applicable to the Annual Financial Report data submitted through the Consolidated Financial Reporting System on: 10/31/2018  
Date


**Auditing Firm:**  
BBD, LLP  
1835 Market Street, 3rd Floor  
  
Philadelphia , PA , 19103-

**Auditor Contact Name:** Carl Hogan, CPA  
**Auditor Phone:** (215)567-6081  
**Auditor E-mail:** chogan@bbdcpa.com

CERTIFICATION: By signing this page I agree that the financial statements of the school have been properly audited as noted above pursuant to Article XXIV, and in the auditor's professional opinion, the Annual Financial Report (PDE-2057) submitted on the date referenced is materially consistent with the audited financial statements.

**Chief School Administrator**  
  
\_\_\_\_\_  
Signature

10/31/18  
\_\_\_\_\_  
Date

**Board Secretary**  
  
\_\_\_\_\_  
Signature

10/31/18  
\_\_\_\_\_  
Date

Kelly Kaiser  
\_\_\_\_\_  
Contact Person

kkaiser@wssd.org  
\_\_\_\_\_  
Contact Person E-mail Address

(610)892-3470      Ext :1302  
\_\_\_\_\_  
Contact Person Telephone Number

(610)892-3497  
\_\_\_\_\_  
Contact Person Fax Number

<u>Val Number</u>	<u>Description</u>	<u>Justification</u>
42420	<p>Expenditure Detail: Total current year 2700-513 expenditure varies from prior year by 10%. Correct the data or enter a justification.</p> <p>2700-513, AFR Exp Detail: \$1,380.00 2700-513, PY AFR Amount: \$22,967.02</p>	<p>There was a reduction in use of contracted carriers from the prior year.</p>
50450	<p>SESS - 2350 Legal and Accounting Services: SESS Schedule amounts for Special Education vary from prior year by 40% or more. Correct the data or enter a justification.</p> <p>SESS Schedule 2350: \$34,342.05 Prior Year SESS Schedule 2350: \$80,879.33</p>	<p>Special Education Legal Service costs are down from prior year.</p>

Amounts Expressed in Whole Dollars

<u>General Fund</u>	<u>Public Purpose Trust</u>	<u>Other Compt Approved</u>	<u>Athletic / Activity</u>	<u>Capital Reserve (690.</u>
<u>(10)</u>	<u>(27)</u>	<u>(28)</u>	<u>(29)</u>	<u>1850)</u>
				<u>(31)</u>

**Assets And Deferred Outflows Of Resources**

**Assets**

0100 Cash and Cash Equivalents	4,134,723
0110 Investments	9,230,000
0120 Taxes Receivable	920,811
0130 Due From Other Funds	
0141 Due From Other Governments	3,512,190
0142 State Revenue Receivable	
0143 Federal Revenue Receivable	
0145 Other Intergovernmental Revenue Receivable	
0146 Due from Primary Government	
0147 Due from Component Unit	
0150 Other Receivables	498,111
0170 Inventories	
0180 Prepaid Expenses (Expenditures)	104,254
0190 Other Current Assets	

<b>Total Assets</b>	<b>\$18,400,089</b>
---------------------	---------------------

0910 Deferred Outflows of Resources

<b>Total Assets And Deferred Outflows Of Resources</b>	<b>\$18,400,089</b>
--	---------------------

Amounts Expressed in Whole Dollars

	<u>Capital Reserve (1431)</u> <u>(32)</u>	<u>Other Capital Projects</u> <u>Fund</u> <u>(39)</u>	<u>Debt Service</u> <u>(40)</u>	<u>Permanent</u> <u>(90)</u>	<u>Total Governmental</u> <u>Funds</u>
<b>Assets And Deferred Outflows Of Resources</b>					
<b>Assets</b>					
0100 Cash and Cash Equivalents	5,829,319				9,964,042
0110 Investments					9,230,000
0120 Taxes Receivable					920,811
0130 Due From Other Funds	1,453,018				1,453,018
0141 Due From Other Governments					3,512,190
0142 State Revenue Receivable					
0143 Federal Revenue Receivable					
0145 Other Intergovernmental Revenue Receivable					
0146 Due from Primary Government					
0147 Due from Component Unit					
0150 Other Receivables	2,171				500,282
0170 Inventories					
0180 Prepaid Expenses (Expenditures)					104,254
0190 Other Current Assets					
<b>Total Assets</b>	<b>\$7,284,508</b>				<b>\$25,684,597</b>
0910 Deferred Outflows of Resources					
<b>Total Assets And Deferred Outflows Of Resources</b>	<b>\$7,284,508</b>				<b>\$25,684,597</b>

Amounts Expressed in Whole Dollars

	<u>General Fund</u> <u>(10)</u>	<u>Public Purpose Trust</u> <u>(27)</u>	<u>Other Compt Approved</u> <u>(28)</u>	<u>Athletic / Activity</u> <u>(29)</u>	<u>Capital Reserve (690.</u> <u>1850)</u> <u>(31)</u>
<b>Liabilities And Deferred Inflows Of Resources And Fund Balances</b>					
<b>Liabilities</b>					
0400 Due to Other Funds	1,453,018				
0411 Due to Other Governments					
0412 Due to Primary Government					
0413 Due to Component Unit					
0420 Accounts Payable	1,463,206				
0430 Contracts Payable					
0440 Current Portion of Long-Term Debt					
0450 Short-Term Payables					
0461 Accrued Salaries and Benefits	5,403,322				
0462 Payroll Deductions and Withholding					
0480 Unearned Revenues	123,397				
0490 Other Current Liabilities	2,700				
<b>Total Liabilities</b>	<b>\$8,445,643</b>				
0950 Deferred Inflows of Resources	564,742				
<b>Fund Balances</b>					
0810 Nonspendable Fund Balance	104,254				
0820 Restricted Fund Balance					
0830 Committed Fund Balance	3,161,939				
0840 Assigned Fund Balance					
0850 Unassigned Fund Balance	6,123,511				
<b>Total Fund Balances</b>	<b>\$9,389,704</b>				
<b>Total Liabilities, Deferred Inflows Of Resources And Fund Balances</b>	<b>\$18,400,089</b>				

Amounts Expressed in Whole Dollars

	<u>Capital Reserve (1431)</u> <u>(32)</u>	<u>Other Capital Projects</u> <u>Fund</u> <u>(39)</u>	<u>Debt Service</u> <u>(40)</u>	<u>Permanent</u> <u>(90)</u>	<u>Total Governmental</u> <u>Funds</u>
<b>Liabilities And Deferred Inflows Of Resources And Fund Balances</b>					
<b>Liabilities</b>					
0400 Due to Other Funds					1,453,018
0411 Due to Other Governments					
0412 Due to Primary Government					
0413 Due to Component Unit					
0420 Accounts Payable	38,985				1,502,191
0430 Contracts Payable					
0440 Current Portion of Long-Term Debt					
0450 Short-Term Payables					
0461 Accrued Salaries and Benefits					5,403,322
0462 Payroll Deductions and Withholding					
0480 Unearned Revenues					123,397
0490 Other Current Liabilities					2,700
<b>Total Liabilities</b>	<b>\$38,985</b>				<b>\$8,484,628</b>
0950 Deferred Inflows of Resources					564,742
<b>Fund Balances</b>					
0810 Nonspendable Fund Balance					104,254
0820 Restricted Fund Balance	7,245,523				7,245,523
0830 Committed Fund Balance					3,161,939
0840 Assigned Fund Balance					
0850 Unassigned Fund Balance					6,123,511
<b>Total Fund Balances</b>	<b>\$7,245,523</b>				<b>\$16,635,227</b>
<b>Total Liabilities, Deferred Inflows Of Resources And Fund Balances</b>	<b>\$7,284,508</b>				<b>\$25,684,597</b>

Amounts Expressed in Whole Dollars	<u>General Fund</u> <u>(10)</u>	<u>Public Purpose Trust</u> <u>(27)</u>	<u>Other Compt Approved</u> <u>(28)</u>	<u>Athletic / Activity</u> <u>(29)</u>	<u>Capital Reserve (690.</u> <u>1850)</u> <u>(31)</u>
<b>Revenues</b>					
6000 Revenue from Local Sources	62,646,987				
7000 Revenue from State Sources	15,539,764				
8000 Revenue from Federal Sources	164,598				
<b>Total Revenues</b>	<b>\$78,351,349</b>				
<b>Expenditures</b>					
1000 Instruction	46,269,218				
2000 Support Services	21,737,812				
3000 Operation of Non-Instructional Services	1,768,994				
4000 Facilities Acquisition, Construction and Improvement Services					
5110 Debt Service	7,106,332				
5130 Refund of Prior Year Revenues / Receipts					
<b>Total Expenditures</b>	<b>\$76,882,356</b>				
<b>Excess (Deficiency) Of Revenues Over Expenditures</b>	<b>\$1,468,993</b>				
<b>Other Financing Sources (Uses)</b>					
9110 Face Value of Bonds Issued					
9120 Proceeds from Refunding of Bonds					
9130 Bond Premiums					
9200 Proceeds from Extended-Term Financing					
9300 Interfund Transfers - IN					
9400 Sale of or Compensation for Loss of Fixed Assets					
9710 Transfers from Component Units					
9720 Transfers from Primary Governments					
9910 Other Financing Sources Not Listed in the 9000 Series					
9990 Insurance Recoveries					
5120 Debt Service – Refunded Bonds					
5150 Bond Discounts					
5200 Interfund Transfers – Out	1,419,229				
5300 Transfers Out to Component Units/Primary Governments					
<b>Total Other Financing Sources (Uses)</b>	<b>(\$1,419,229)</b>				



Amounts Expressed in Whole Dollars	<u>Capital Reserve (1431)</u> <u>(32)</u>	<u>Other Capital Projects</u> <u>Fund</u> <u>(39)</u>	<u>Debt Service</u> <u>(40)</u>	<u>Permanent</u> <u>(90)</u>	<u>Total Governmental</u> <u>Funds</u>
<b>Revenues</b>					
6000 Revenue from Local Sources	61,052				62,708,039
7000 Revenue from State Sources					15,539,764
8000 Revenue from Federal Sources					164,598
<b>Total Revenues</b>	<b>\$61,052</b>				<b>\$78,412,401</b>
<b>Expenditures</b>					
1000 Instruction		310,996			46,580,214
2000 Support Services		233,501			21,971,313
3000 Operation of Non-Instructional Services					1,768,994
4000 Facilities Acquisition, Construction and Improvement Services	211,620				211,620
5110 Debt Service	200,000				7,306,332
5130 Refund of Prior Year Revenues / Receipts					
<b>Total Expenditures</b>	<b>\$411,620</b>	<b>\$544,497</b>			<b>\$77,838,473</b>
<b>Excess (Deficiency) Of Revenues Over Expenditures</b>	<b>(\$350,568)</b>	<b>(\$544,497)</b>			<b>\$573,928</b>
<b>Other Financing Sources (Uses)</b>					
9110 Face Value of Bonds Issued					
9120 Proceeds from Refunding of Bonds					25,645,000
9130 Bond Premiums					
9200 Proceeds from Extended-Term Financing			310,996		310,996
9300 Interfund Transfers - IN	1,400,000				1,400,000
9400 Sale of or Compensation for Loss of Fixed Assets					
9710 Transfers from Component Units					
9720 Transfers from Primary Governments					
9910 Other Financing Sources Not Listed in the 9000 Series					
9990 Insurance Recoveries					
5120 Debt Service – Refunded Bonds			25,411,499		25,411,499
5150 Bond Discounts					
5200 Interfund Transfers – Out					1,419,229
5300 Transfers Out to Component Units/Primary Governments					
<b>Total Other Financing Sources (Uses)</b>	<b>\$1,400,000</b>	<b>\$544,497</b>			<b>\$525,268</b>

Amounts Expressed in Whole Dollars	<u>General Fund</u> <u>(10)</u>	<u>Public Purpose Trust</u> <u>(27)</u>	<u>Other Compt Approved</u> <u>(28)</u>	<u>Athletic / Activity</u> <u>(29)</u>	<u>Capital Reserve</u> (690. <u>1850</u> <u>(31)</u>
<b>Special And Extraordinary Items</b>					
9920 Special Items – Gains					
9930 Extraordinary Items – Gains					
5520 Special Items – Losses					
5530 Extraordinary Items – Losses					
<b>Net Change In Fund Balances</b>	<b>\$49,764</b>				
<b>Fund Balance</b>					
0001 Fund Balance - Beginning of Fiscal Year	9,339,941				
<b>Fund Balance - End Of Year</b>	<b>\$9,389,705</b>				

Amounts Expressed in Whole Dollars	<u>Capital Reserve (1431)</u> <u>(32)</u>	<u>Other Capital Projects</u> <u>Fund</u> <u>(39)</u>	<u>Debt Service</u> <u>(40)</u>	<u>Permanent</u> <u>(90)</u>	<u>Total Governmental</u> <u>Funds</u>
<b>Special And Extraordinary Items</b>					
9920 Special Items – Gains					
9930 Extraordinary Items – Gains					
5520 Special Items – Losses					
5530 Extraordinary Items – Losses					
<b>Net Change In Fund Balances</b>	<b>\$1,049,432</b>				<b>\$1,099,196</b>
<b>Fund Balance</b>					
0001 Fund Balance - Beginning of Fiscal Year		6,196,091			15,536,032
<b>Fund Balance - End Of Year</b>		<b>\$7,245,523</b>			<b>\$16,635,228</b>

Amounts Expressed in Whole Dollars	<u>Food Service</u> <u>(51)</u>	<u>Child Care</u> <u>Operations</u> <u>(52)</u>	<u>Other Enterprise</u> <u>(58)</u>	<u>TOTAL</u>	<u>Internal Service</u> <u>(60)</u>
<b>Assets And Deferred Outflows Of Resources</b>					
<b>Current Assets</b>					
0100 Cash and Cash Equivalents	507,342			507,342	
0110 Investments					
0130 Due From Other Funds					
0141 Due From Other Governments	84,105			84,105	
0142 State Revenue Receivable					
0143 Federal Revenue Receivable					
0146 Due from Primary Government					
0147 Due from Component Unit					
0150 Other Receivables					
0170 Inventories					
0180 Prepaid Expenses (Expenditures)					1,467,191
0190 Other Current Assets					
<b>Total Current Assets</b>	<b>\$591,447</b>			<b>\$591,447</b>	<b>\$1,467,191</b>
<b>Noncurrent Assets</b>					
0211 Land					
0212 Site Improvements (Net)					
0220 Buildings and Building Improvements (Net)					
0230 Machinery, Equipment and Furniture (Net)	61,166			61,166	
0250 Construction in Progress					
0260 Long Term Prepayments					
0290 Other Noncurrent Assets					
<b>Total Noncurrent Assets</b>	<b>\$61,166</b>			<b>\$61,166</b>	
0910 Deferred Outflows of Resources					
<b>Total Assets And Deferred Outflows Of Resources</b>	<b>\$652,613</b>			<b>\$652,613</b>	<b>\$1,467,191</b>

Amounts Expressed in Whole Dollars	<u>Food Service</u> <u>(51)</u>	<u>Child Care</u> <u>Operations</u> <u>(52)</u>	<u>Other Enterprise</u> <u>(58)</u>	<u>TOTAL</u>	<u>Internal Service</u> <u>(60)</u>
<b>Liabilities And Deferred Inflows Of Resources And Net Position</b>					
<b>Current Liabilities</b>					
0400 Due to Other Funds					
0411 Due to Other Governments					
0413 Due to Component Unit					
0420 Accounts Payable	319,699			319,699	
0430 Contracts Payable					
0440 Current Portion of Long-Term Debt					
0450 Short-Term Payables					
0461 Accrued Salaries and Benefits					
0462 Payroll Deductions and Withholding					
0480 Unearned Revenues	50,893			50,893	
0490 Other Current Liabilities					
<b>Total Current Liabilities</b>	<b>\$370,592</b>			<b>\$370,592</b>	
<b>Noncurrent Liabilities</b>					
0510 Bonds Payable					
0520 Extended-Term Financing Agreements Payable					
0530 Lease-Purchase Obligations					
0540 Accumulated Compensated Absences					
0550 Authority Lease Obligations					
0560 Other Post-Employment Benefits (OPEB)					
0570 Net Pension Liability					
0599 Other Noncurrent Liabilities					
<b>Total Noncurrent Liabilities</b>					
<b>Total Liabilities</b>	<b>\$370,592</b>			<b>\$370,592</b>	
0950 Deferred Inflows of Resources					
<b>Net Position</b>					
0791 Net Investment in Capital Assets	61,166			61,166	
0008 Restricted Net Position (0792 – 0798)					
0799 Unrestricted Net Position	220,855			220,855	1,467,191
<b>Total Net Position</b>	<b>\$282,021</b>			<b>\$282,021</b>	<b>\$1,467,191</b>
<b>Total Liabilities And Deferred Inflows Of Resources And Net Position</b>	<b>\$652,613</b>			<b>\$652,613</b>	<b>\$1,467,191</b>

Amounts Expressed in Whole Dollars	<u>Food Service</u> <u>(51)</u>	<u>Child Care Operations</u> <u>(52)</u>	<u>Other Enterprise</u> <u>(58)</u>	<u>TOTAL</u>	<u>Internal Service</u> <u>(60)</u>
<b>Operating Revenues</b>					
6600 Food Service Revenue	893,666			893,666	
0071 Charges for Services					9,055,996
0072 Other Operating Revenue					
<b>Total Operating Revenues</b>	<b>\$893,666</b>			<b>\$893,666</b>	<b>\$9,055,996</b>
<b>Operating Expenses</b>					
100 Personnel Services – Salaries					
200 Personnel Services – Employee Benefits					7,140,271
300 Purchased Professional and Technical Services					997,487
400 Purchased Property Services	5,453			5,453	
500 Other Purchased Services	706,646			706,646	
600 Supplies	448,859			448,859	
740 Depreciation	10,289			10,289	
810 Dues and Fees					
890 Miscellaneous Expenditures					
<b>Total Operating Expenses</b>	<b>\$1,171,247</b>			<b>\$1,171,247</b>	<b>\$8,137,758</b>
<b>Operating Income (Loss)</b>	<b>(\$277,581)</b>			<b>(\$277,581)</b>	<b>\$918,238</b>
<b>Non Operating Revenues (Expenses)</b>					
6500 Earnings on Investments	5,057			5,057	41,245
6920 Contributions and Donations from Private Sources					
6930 Gains or Losses on Sale of Fixed Assets					
6991 Refunds of a Prior Year Expenditure					
7000 Revenue from State Sources	22,320			22,320	
8000 Revenue from Federal Sources	296,883			296,883	
820 Claims and Judgments Against the LEA					
830 Interest					
<b>TOTAL Non Operating Revenues (Expenses)</b>	<b>\$324,260</b>			<b>\$324,260</b>	<b>\$41,245</b>
<b>Income (Loss) Before Contributions And Transfers</b>	<b>\$46,679</b>			<b>\$46,679</b>	<b>\$959,483</b>

Amounts Expressed in Whole Dollars	<u>Food Service</u> <u>(51)</u>	<u>Child Care Operations</u> <u>(52)</u>	<u>Other Enterprise</u> <u>(58)</u>	<u>TOTAL</u>	<u>Internal Service</u> <u>(60)</u>
<b>Contributions, Transfers, and Special and Extraordinary Items</b>					
5200 Interfund Transfers – Out					
5300 Transfers Out to Component Units/Primary Governments					
5520 Special Items – Losses					
5530 Extraordinary Items – Losses					
9300 Interfund Transfers - IN	19,229			19,229	
9500 Capital Contributions					
9700 Transfers IN From Component Units/Primary Governments					
9920 Special Items – Gains					
9930 Extraordinary Items – Gains					
<b>Change In Net Position</b>	<b>\$65,908</b>			<b>\$65,908</b>	<b>\$959,483</b>
0002 Net Position - Beginning of Fiscal Year	216,113			216,113	507,708
0003 Accounting Changes / Residual Equity Transfers					
<b>Net Position - End Of Year</b>	<b>\$282,021</b>			<b>\$282,021</b>	<b>\$1,467,191</b>

Amounts Expressed in Whole Dollars	<u>Food Service</u> <u>(51)</u>	<u>Child Care Operations</u> <u>(52)</u>	<u>Other Enterprise</u> <u>(58)</u>	<u>TOTAL</u>	<u>Internal Service(60)</u>
<b>Cash Flows From Operating Activities</b>					
0011 Cash Receipts From Users	895,060			895,060	
0012 Cash Receipts From Assessments Made to Other Funds					9,055,996
0013 Cash Receipts From Earnings on Investments					
0014 Cash Receipts From Other Operating Revenue					
0015 Cash Payments To Employees For Services					
0016 Cash Payments For Insurance Claims					8,099,754
0017 Cash Payments To Suppliers For Goods and Services	873,489			873,489	
0018 Cash Payments For Other Operating Expenses					997,487
<b>Net Cash Provided By (Used For) Operating Activities</b>	<b>\$21,571</b>			<b>\$21,571</b>	<b>(\$41,245)</b>
<b>Cash Flows From Non-Capital Financing Activities</b>					
0021 Receipts From Local Sources - 6000					
0022 Receipts From State Sources - 7000	21,736			21,736	
0023 Receipts From Federal Sources -8000	252,477			252,477	
0024 Notes and Loans Received (Repaid)					
0025 Interest Paid on Notes/Loans - 5100-830					
0026 Operating Transfers In (Out)/Residual Equity Trans					
0027 Operating Transfers In (Out) Primary Government / Comp Unit					
0028 Receipts From Refund of Prior Year Expenditures - 6991					
0029 Special and Extraordinary Gains (losses)					
0030 Receipts from Insurance Recoveries -9990					
<b>Net Cash Prov By (Used for) Non-Capital Financing Activities</b>	<b>\$274,213</b>			<b>\$274,213</b>	
<b>Cash Flows From Capital and Related Financing Activities</b>					
0031 Payments For Fac Acq, Const, and Imp - 4000	5,454			5,454	
0032 Gain / (Loss) on Sale of Fixed Assets - 6930					
0033 Proceeds From Extended Term Financing - 9200					
0034 Principal Paid on Financing Agreements					
0035 Interest Paid on Financing Agreements - 5100-830					
0036 (Inc) Dec in Contributed Capital					
<b>Net Cash Prov By (Used for) Capital and Related Financing Activities</b>	<b>\$5,454</b>			<b>\$5,454</b>	
<b>Cash Flows From Investing Activities</b>					
0041 Earnings on Investments - 6500	5,057			5,057	41,245
0042 Purchase of Inv Securities / Deposits to Inv Pools					
0043 Receipts From Investment Pool Withdrawals					
0044 Proceeds from Sale and Maturity of Inv Securities					



LEA : 125239603 Wallingford-Swarthmore SD

Printed 11/6/2018 11:43:53 AM

0045 Loans Received (Paid)

<b>Net Cash Prov By (Used for) Investing Activities</b>	<b>\$5,057</b>	<b>\$5,057</b>	<b>\$41,245</b>
---	----------------	----------------	-----------------

	<u>Food Service</u> <u>(51)</u>	<u>Child Care Operations</u> <u>(52)</u>	<u>Other Enterprise</u> <u>(58)</u>	<u>TOTAL</u>	<u>Internal Service</u> <u>(60)</u>
<b>Net Increase (Decrease) in Cash Flows</b>	<b>306,295</b>			<b>306,295</b>	
0004 Cash and Cash Equivalents Beginning of Year	201,047			201,047	
<b>Cash and Cash Equivalents at Year End</b>	<b>\$507,342</b>			<b>\$507,342</b>	
<hr/>					
<b>Reconciliation of Operating Income (Loss) To Net Cash Provided by (Used For) Operating Activities</b>					
0005 Operating Income (Loss) per REP	(277,581)			(277,581)	918,238
<b>Adjustments</b>					
0051 Depreciation and Net Amortization	10,289			10,289	
0052 Provision for Uncollectible Accounts					
0053 Other Adjustments	50,386			50,386	
<b>Effect of Changes in Assets, Liabilities, Deferred Outflows and Deferred Inflows</b>					
0054 (Inc) Dec In Accounts Receivable (0120-0150)					
0055 Advances to Other Funds (0160)					
0056 (Inc) Dec in Inventories (0170)					
0057 (Inc) Dec in Prepaid Expenses (0180)					(959,483)
0058 (Inc) Dec in Other Current or Noncurrent Assets					
0064 Deferred Outflows (0910)					
0059 Inc (Dec) in Accounts Payable (0400-0450)	237,083			237,083	
0060 Inc (Dec) in Accrued Salaries/Benefits (0461)					
0065 Inc (Dec) in Net Pension Liabilities (0570)					
0066 Inc (Dec) in Other Postemp Benefit Oblig (0560)					
0061 Inc (Dec) in Payroll Deductions/Withholding (0462)					
0062 Inc (Dec) in Unearned Revenue (0480)	1,394			1,394	
0063 Inc (Dec) in Other Current or Noncurrent Liabilities					
0067 Deferred Inflows (0950)					
<b>Total Adjustments</b>	<b>\$299,152</b>			<b>\$299,152</b>	<b>(\$959,483)</b>
<b>Cash Provided By (Used for) Total</b>	<b>\$21,571</b>			<b>\$21,571</b>	<b>(\$41,245)</b>

COMBINED STATEMENT OF CASH FLOWS  
SCHEDULE OF NONCASH INVESTING, CAPITAL, AND FINANCING ACTIVITIES

Explanation of Transaction and Balance Sheet Effect	Amount
<b>Total</b>	

LEA : 125239603 Wallingford-Swarthmore SD

Printed 11/6/2018 11:43:54 AM

Amounts Expressed in Whole Dollars

	<u>Private Purpose Trust</u> (71)	<u>Investment Trust</u> (72)	<u>Pension Trust</u> (73)	<u>Activity</u> (81)
<b>Assets And Deferred Outflows Of Resources</b>				
<b>Assets</b>				
0100 Cash and Cash Equivalents	137,107			150,752
0110 Investments				
0130 Due From Other Funds				
0147 Due from Component Unit				
0150 Other Receivables	1,298			
0170 Inventories				
0180 Prepaid Expenses (Expenditures)				
0190 Other Current Assets				
0220 Buildings and Building Improvements (Net)				
0230 Machinery, Equipment and Furniture (Net)				
<b>Total Assets</b>	<b>\$138,405</b>			<b>\$150,752</b>
0910 Deferred Outflows of Resources				
<b>Total Assets And Deferred Outflows Of Resources</b>	<b>\$138,405</b>			<b>\$150,752</b>

LEA : 125239603 Wallingford-Swarthmore SD

Printed 11/6/2018 11:43:54 AM

Amounts Expressed in Whole Dollars

	<u>Other Agency</u> <u>(89)</u>	<u>Discrete Component Units</u> <u>(98)</u>	<u>Discrete Component Units</u> <u>(99)</u>	<u>Total Fiduciary Funds</u>
<b>Assets And Deferred Outflows Of Resources</b>				
<b>Assets</b>				
0100 Cash and Cash Equivalents				287,859
0110 Investments				
0130 Due From Other Funds				
0147 Due from Component Unit				
0150 Other Receivables				1,298
0170 Inventories				
0180 Prepaid Expenses (Expenditures)				
0190 Other Current Assets				
0220 Buildings and Building Improvements (Net)				
0230 Machinery, Equipment and Furniture (Net)				
<b>Total Assets</b>				<b>\$289,157</b>
0910 Deferred Outflows of Resources				
<b>Total Assets And Deferred Outflows Of Resources</b>				<b>\$289,157</b>

LEA : 125239603 Wallingford-Swarthmore SD

Printed 11/6/2018 11:43:54 AM

Amounts Expressed in Whole Dollars	<u>Private Purpose Trust</u> (71)	<u>Investment Trust</u> (72)	<u>Pension Trust</u> (73)	<u>Activity</u> (81)
<b>Liabilities, Deferred Inflows Of Resources And Net Position</b>				
<b>Liabilities</b>				
0400 Due to Other Funds				
0411 Due to Other Governments				
0412 Due to Primary Government				
0413 Due to Component Unit				
0420 Accounts Payable				
0430 Contracts Payable				
0450 Short-Term Payables				
0461 Accrued Salaries and Benefits				
0462 Payroll Deductions and Withholding				
0480 Unearned Revenues				
0490 Other Current Liabilities				150,752
<b>Total Liabilities</b>				<b>\$150,752</b>
0950 Deferred Inflows of Resources				
<b>Net Position</b>				
0791 Net Investment in Capital Assets				
0009 Restricted Net Position (0792 – 0798)	138,405			
0799 Unrestricted Net Position				
<b>Total Net Position</b>	<b>\$138,405</b>			
<b>Total Liabilities, Deferred Inflows Of Resources And Net Position</b>	<b>\$138,405</b>			<b>\$150,752</b>

LEA : 125239603 Wallingford-Swarthmore SD

Printed 11/6/2018 11:43:54 AM

Amounts Expressed in Whole Dollars

<u>Other Agency</u>	<u>Discrete Component Units</u>	<u>Discrete Component Units</u>	<u>Total Fiduciary Funds</u>
(89)	(98)	(99)	

**Liabilities, Deferred Inflows Of Resources And Net Position**

**Liabilities**

0400 Due to Other Funds			
0411 Due to Other Governments			
0412 Due to Primary Government			
0413 Due to Component Unit			
0420 Accounts Payable			
0430 Contracts Payable			
0450 Short-Term Payables			
0461 Accrued Salaries and Benefits			
0462 Payroll Deductions and Withholding			
0480 Unearned Revenues			
0490 Other Current Liabilities			150,752

<b>Total Liabilities</b>			<b>\$150,752</b>
--------------------------	--	--	------------------

0950 Deferred Inflows of Resources

**Net Position**

0791 Net Investment in Capital Assets			
0009 Restricted Net Position (0792 – 0798)			138,405
0799 Unrestricted Net Position			

<b>Total Net Position</b>			<b>\$138,405</b>
---------------------------	--	--	------------------

<b>Total Liabilities, Deferred Inflows Of Resources And Net Position</b>			<b>\$289,157</b>
--	--	--	------------------

Amounts Expressed in Whole Dollars	<u>Private Purpose Trust</u> <u>(71)</u>	<u>Investment Trust</u> <u>(72)</u>	<u>Pension Trust</u> <u>(73)</u>	<u>Discrete Component</u> <u>Units</u> <u>(98)</u>	<u>Discrete Component</u> <u>Units</u> <u>(99)</u>	<u>Total Fiduciary</u> <u>Funds</u>
<b>Additions</b>						
0091 Gifts and Contributions	57,668					57,668
0092 Other Additions						
<b>Deductions</b>						
0093 Scholarships Awarded	17,325					17,325
0094 Other Deductions						
<b>Change In Net Position</b>	<b>\$40,343</b>					<b>\$40,343</b>
0006 Net Position – Beginning of Fiscal Year	98,062					98,062
0007 Net Position Held in Trust for Pension Benefits						
<b>Net Position - End of Fiscal Year</b>	<b>\$138,405</b>					<b>\$138,405</b>



	<u>Revenue Reported In Current Year</u>	<u>Current Year Tax Accrual</u>	<u>Prior Year Tax Accrual</u>	<u>Taxes Collected In Current Year</u>
<b><u>Revenue from Local Sources</u></b>				
6111 Current Real Estate Taxes	58,684,243.70			58,684,243.70
6112 Interim Real Estate Taxes	80,002.04			80,002.04
6113 Public Utility Realty Taxes	57,814.00			57,814.00
6114 Payments in Lieu of Current Taxes - State / Local	2,262.47			2,262.47
6120 Current Per Capita Taxes, Section 679	51,720.75			51,720.75
6141 Current Act 511 Per Capita Taxes	51,756.60			51,756.60
6153 Current Act 511 Real Estate Transfer Taxes	674,600.48		99,684.46	774,284.94
6411 Delinquent Real Estate Taxes	1,007,621.52	253,324.16	96,619.78	850,917.14
6420 Delinquent Per Capita Taxes, Section 679	9,978.71			9,978.71
6500 Earnings on Investments	448,644.41			
6700 Revenues from LEA Activities	62,230.00			
6832 Federal IDEA Revenue Received as Pass Through	578,804.00			
6910 Rentals	160,371.24			
6942 Summer School Tuition	43,871.00			
6944 Receipts from Other LEAs in Pennsylvania - Education	379,583.65			
6991 Refunds of a Prior Year Expenditure	262,317.93			
6999 Other Revenues Not Specified Above	91,164.01			
<b>TOTAL Revenue from Local Sources</b>	<b>\$62,646,986.51</b>	<b>\$253,324.16</b>	<b>\$196,304.24</b>	<b>\$60,562,980.35</b>

**Revenue Reported  
In Current Year**

**Revenue from State Sources**

7110 Basic Education Funding	3,433,541.82		
7160 Tuition for Orphans Subsidy	47,591.86		
7271 Special Education funds for School-Aged Pupils	2,065,342.22		
7311 Pupil Transportation Subsidy	517,721.30		
7312 Nonpublic and Charter School Pupil Transportation Subsidy	112,805.00		
7320 Rental and Sinking Fund Payments / Building Reimbursement Subsidy	504,122.96		
7330 Health Services (Medical, Dental, Nurse, Act 25)	72,209.57		
7340 State Property Tax Reduction Allocation	1,838,071.84		
7505 Ready to Learn Block Grant	252,951.00		
7810 State Share of Social Security and Medicare Taxes	1,238,729.10		
7820 State Share of Retirement Contributions	5,456,677.78		
<b>TOTAL Revenue from State Sources</b>	<b>\$15,539,764.45</b>		

**Revenue Reported  
In Current Year**

**Revenue from Federal Sources**

8514 NCLB, Title I - Improving the Academic Achievement of the Disadvantaged	112,449.50			
8515 NCLB, Title II - Preparing, Training and Recruiting High Quality Teachers and Principals	47,863.07			
8517 NCLB, Title IV - 21St Century Schools	4,285.74			
<b>TOTAL Revenue from Federal Sources</b>	<b>\$164,598.31</b>			
<b>TOTAL FROM ALL SOURCES</b>	<b>\$78,351,349.27</b>	<b>\$253,324.16</b>	<b>\$196,304.24</b>	<b>\$60,562,980.35</b>

Revenue from Local Sources	62,646,986.51
Revenue from State Sources	15,539,764.45
Revenue from Federal Sources	164,598.31
Other Financing Sources	
<b>TOTAL FROM ALL SOURCES</b>	<b>\$78,351,349.27</b>

**General Fund (10)**

	<u>Total</u>
<b>1000 Instruction</b>	
<b>100 Personnel Services – Salaries</b>	
100 Personnel Services – Salaries	23,639,052.98
<b>Total Personnel Services – Salaries</b>	<b>\$23,639,052.98</b>
<b>200 Personnel Services – Employee Benefits</b>	
210 Group Insurance – Contracted Provider	5,517,488.60
220 Social Security Contributions	1,745,572.06
230 PSERS Retirement Contributions	7,667,517.54
250 Unemployment Compensation	33,831.50
<b>Total Personnel Services – Employee Benefits</b>	<b>\$14,964,409.70</b>
<b>300 Purchased Professional and Technical Services</b>	
322 Professional Educational Services – lus	1,135,887.40
324 Professional Educational Services – Employee Training and Development Services	332,453.80
329 Professional Educational Services – Other	1,777,965.29
390 Other Purchased Professional and Technical Services	9,165.50
<b>Total Purchased Professional and Technical Services</b>	<b>\$3,255,471.99</b>
<b>400 Purchased Property Services</b>	
430 Repairs and Maintenance Services	9,943.96
440 Rentals	737,707.99
<b>Total Purchased Property Services</b>	<b>\$747,651.95</b>
<b>500 Other Purchased Services</b>	
550 Printing and Binding	430.00
561 Tuition To Other School Districts Within the State	16,520.93
562 Tuition To Pennsylvania Charter Schools	455,694.98
563 Tuition To Nonpublic Schools	134,459.00
564 Tuition To Career and Technology Centers	336,843.00
566 Tuition To Institutions of Higher Education and Technical Institutes	173,912.00
567 Tuition To Approved Private Schools (APS) and PA Chartered Schools for the Deaf and Blind	1,765,653.13
568 Tuition To Private Residential Rehabilitative Institutions (PRRI) [In-State] and Detention Centers	27,206.37
569 Tuition – Other	33,524.00
580 Travel	2,879.79
<b>Total Other Purchased Services</b>	<b>\$2,947,123.20</b>
<b>600 Supplies</b>	
610 General Supplies	343,726.59
630 Food	104.55
640 Books and Periodicals	171,422.36
650 Supplies & Fees – Technology Related	149,057.98
<b>Total Supplies</b>	<b>\$664,311.48</b>
<b>700 Property</b>	
762 Capitalized Equipment - Replacement	45,010.00
<b>Total Property</b>	<b>\$45,010.00</b>
<b>800 Other Objects</b>	

LEA : 125239603 Wallingford-Swarthmore SD

Printed 11/6/2018 11:43:58 AM

General Fund (10)

<b>1000 Instruction</b>	<b><u>Total</u></b>
<b>800 <u>Other Objects</u></b>	
810 Dues and Fees	6,187.00
<b>Total Other Objects</b>	<b>\$6,187.00</b>
<b>Total 1000 Instruction</b>	<b>\$46,269,218.30</b>

**General Fund (10)**

**1100 Regular Programs – Elementary / Secondary**

	<u>Elementary</u>	<u>Secondary</u>	<u>Federal</u>	<u>Total</u>
<b>100 Personnel Services – Salaries</b>				
100 Personnel Services – Salaries	9,372,067.95	9,620,446.62	53,697.07	19,046,211.64
<b>Total Personnel Services – Salaries</b>	<b>\$9,372,067.95</b>	<b>\$9,620,446.62</b>	<b>\$53,697.07</b>	<b>\$19,046,211.64</b>
<b>200 Personnel Services – Employee Benefits</b>				
210 Group Insurance – Contracted Provider	2,208,412.67	1,986,828.64	24,312.16	4,219,553.47
220 Social Security Contributions	692,489.08	711,438.16	3,906.24	1,407,833.48
230 PSERS Retirement Contributions	3,047,093.71	3,120,067.60	17,489.53	6,184,650.84
250 Unemployment Compensation	17,629.59	16,201.91		33,831.50
<b>Total Personnel Services – Employee Benefits</b>	<b>\$5,965,625.05</b>	<b>\$5,834,536.31</b>	<b>\$45,707.93</b>	<b>\$11,845,869.29</b>
<b>300 Purchased Professional and Technical Services</b>				
322 Professional Educational Services – Ius	52,653.00	48,389.05		101,042.05
324 Professional Educational Services – Employee Training and Development Services	176,834.13	155,619.67		332,453.80
329 Professional Educational Services – Other	2,806.78	2,726.05		5,532.83
390 Other Purchased Professional and Technical Services		9,165.50		9,165.50
<b>Total Purchased Professional and Technical Services</b>	<b>\$232,293.91</b>	<b>\$215,900.27</b>		<b>\$448,194.18</b>
<b>400 Purchased Property Services</b>				
430 Repairs and Maintenance Services	2,870.51	7,073.45		9,943.96
440 Rentals	322,170.80	296,080.68		618,251.48
<b>Total Purchased Property Services</b>	<b>\$325,041.31</b>	<b>\$303,154.13</b>		<b>\$628,195.44</b>
<b>500 Other Purchased Services</b>				
550 Printing and Binding		430.00		430.00
562 Tuition To Pennsylvania Charter Schools	116,571.31	107,131.10		223,702.41
580 Travel		1,804.07		1,804.07
<b>Total Other Purchased Services</b>	<b>\$116,571.31</b>	<b>\$109,365.17</b>		<b>\$225,936.48</b>
<b>600 Supplies</b>				
610 General Supplies	148,862.27	158,310.36		307,172.63
630 Food	104.55			104.55
640 Books and Periodicals	57,012.81	60,647.73	501.60	118,162.14
650 Supplies & Fees – Technology Related	45,991.33	61,995.68		107,987.01
<b>Total Supplies</b>	<b>\$251,970.96</b>	<b>\$280,953.77</b>	<b>\$501.60</b>	<b>\$533,426.33</b>
<b>700 Property</b>				
762 Capitalized Equipment - Replacement	23,454.71	21,555.29		45,010.00
<b>Total Property</b>	<b>\$23,454.71</b>	<b>\$21,555.29</b>		<b>\$45,010.00</b>
<b>800 Other Objects</b>				
810 Dues and Fees	587.87	5,012.13		5,600.00
<b>Total Other Objects</b>	<b>\$587.87</b>	<b>\$5,012.13</b>		<b>\$5,600.00</b>
<b>Total 1100 Regular Programs – Elementary / Secondary</b>	<b>\$16,287,613.07</b>	<b>\$16,390,923.69</b>	<b>\$99,906.60</b>	<b>\$32,778,443.36</b>

**General Fund (10)**

**1110 Regular Programs**

	<u>Elementary</u>	<u>Secondary</u>	<u>Federal</u>	<u>Total</u>
<b>100 Personnel Services – Salaries</b>				
100 Personnel Services – Salaries	9,372,067.95	9,620,446.62	53,697.07	19,046,211.64
<b>Total Personnel Services – Salaries</b>	<b>\$9,372,067.95</b>	<b>\$9,620,446.62</b>	<b>\$53,697.07</b>	<b>\$19,046,211.64</b>
<b>200 Personnel Services – Employee Benefits</b>				
210 Group Insurance – Contracted Provider	2,208,412.67	1,986,828.64	24,312.16	4,219,553.47
220 Social Security Contributions	692,489.08	711,438.16	3,906.24	1,407,833.48
230 PSERS Retirement Contributions	3,047,093.71	3,120,067.60	17,489.53	6,184,650.84
250 Unemployment Compensation	17,629.59	16,201.91		33,831.50
<b>Total Personnel Services – Employee Benefits</b>	<b>\$5,965,625.05</b>	<b>\$5,834,536.31</b>	<b>\$45,707.93</b>	<b>\$11,845,869.29</b>
<b>300 Purchased Professional and Technical Services</b>				
322 Professional Educational Services – Ius	52,653.00	48,389.05		101,042.05
324 Professional Educational Services – Employee Training and Development Services	176,834.13	155,619.67		332,453.80
329 Professional Educational Services – Other	2,806.78	2,726.05		5,532.83
390 Other Purchased Professional and Technical Services		9,165.50		9,165.50
<b>Total Purchased Professional and Technical Services</b>	<b>\$232,293.91</b>	<b>\$215,900.27</b>		<b>\$448,194.18</b>
<b>400 Purchased Property Services</b>				
430 Repairs and Maintenance Services	2,870.51	7,073.45		9,943.96
440 Rentals	322,170.80	296,080.68		618,251.48
<b>Total Purchased Property Services</b>	<b>\$325,041.31</b>	<b>\$303,154.13</b>		<b>\$628,195.44</b>
<b>500 Other Purchased Services</b>				
550 Printing and Binding		430.00		430.00
562 Tuition To Pennsylvania Charter Schools	116,571.31	107,131.10		223,702.41
580 Travel		1,804.07		1,804.07
<b>Total Other Purchased Services</b>	<b>\$116,571.31</b>	<b>\$109,365.17</b>		<b>\$225,936.48</b>
<b>600 Supplies</b>				
610 General Supplies	148,862.27	158,310.36		307,172.63
630 Food	104.55			104.55
640 Books and Periodicals	57,012.81	60,647.73	501.60	118,162.14
650 Supplies & Fees – Technology Related	45,991.33	61,995.68		107,987.01
<b>Total Supplies</b>	<b>\$251,970.96</b>	<b>\$280,953.77</b>	<b>\$501.60</b>	<b>\$533,426.33</b>
<b>700 Property</b>				
762 Capitalized Equipment - Replacement	23,454.71	21,555.29		45,010.00
<b>Total Property</b>	<b>\$23,454.71</b>	<b>\$21,555.29</b>		<b>\$45,010.00</b>
<b>800 Other Objects</b>				
810 Dues and Fees	587.87	5,012.13		5,600.00
<b>Total Other Objects</b>	<b>\$587.87</b>	<b>\$5,012.13</b>		<b>\$5,600.00</b>
<b>Total 1110 Regular Programs</b>	<b>\$16,287,613.07</b>	<b>\$16,390,923.69</b>	<b>\$99,906.60</b>	<b>\$32,778,443.36</b>



**General Fund (10)**

1200 Special Programs – Elementary / Secondary	<u>Elementary</u>	<u>Secondary</u>	<u>Federal</u>	<u>Total</u>
<b>100 Personnel Services – Salaries</b>				
100 Personnel Services – Salaries	2,575,654.40	2,011,403.19		4,587,057.59
<b>Total Personnel Services – Salaries</b>	<b>\$2,575,654.40</b>	<b>\$2,011,403.19</b>		<b>\$4,587,057.59</b>
<b>200 Personnel Services – Employee Benefits</b>				
210 Group Insurance – Contracted Provider	753,761.25	544,173.88		1,297,935.13
220 Social Security Contributions	188,813.38	148,487.14		337,300.52
230 PSERS Retirement Contributions	832,955.58	648,100.70		1,481,056.28
<b>Total Personnel Services – Employee Benefits</b>	<b>\$1,775,530.21</b>	<b>\$1,340,761.72</b>		<b>\$3,116,291.93</b>
<b>300 Purchased Professional and Technical Services</b>				
322 Professional Educational Services – Ius	295,325.98	160,365.37	578,804.00	1,034,495.35
329 Professional Educational Services – Other	898,372.81	748,127.17		1,646,499.98
<b>Total Purchased Professional and Technical Services</b>	<b>\$1,193,698.79</b>	<b>\$908,492.54</b>	<b>\$578,804.00</b>	<b>\$2,680,995.33</b>
<b>400 Purchased Property Services</b>				
440 Rentals	62,248.78	57,207.73		119,456.51
<b>Total Purchased Property Services</b>	<b>\$62,248.78</b>	<b>\$57,207.73</b>		<b>\$119,456.51</b>
<b>500 Other Purchased Services</b>				
561 Tuition To Other School Districts Within the State	1,581.89	1,453.79		3,035.68
562 Tuition To Pennsylvania Charter Schools	123,519.97	108,472.60		231,992.57
563 Tuition To Nonpublic Schools	70,066.57	64,392.43		134,459.00
567 Tuition To Approved Private Schools (APS) and PA Chartered Schools for the Deaf and Blind	920,081.70	845,571.43		1,765,653.13
568 Tuition To Private Residential Rehabilitative Institutions (PRRI) [In-State] and Detention Centers	14,177.24	13,029.13		27,206.37
569 Tuition – Other	17,469.35	16,054.65		33,524.00
580 Travel	560.56	515.16		1,075.72
<b>Total Other Purchased Services</b>	<b>\$1,147,457.28</b>	<b>\$1,049,489.19</b>		<b>\$2,196,946.47</b>
<b>600 Supplies</b>				
610 General Supplies	20,871.81	15,682.15		36,553.96
640 Books and Periodicals	27,763.78	25,496.44		53,260.22
650 Supplies & Fees – Technology Related	21,473.44	19,597.53		41,070.97
<b>Total Supplies</b>	<b>\$70,109.03</b>	<b>\$60,776.12</b>		<b>\$130,885.15</b>
<b>800 Other Objects</b>				
810 Dues and Fees	519.95	67.05		587.00
<b>Total Other Objects</b>	<b>\$519.95</b>	<b>\$67.05</b>		<b>\$587.00</b>
<b>Total 1200 Special Programs – Elementary / Secondary</b>	<b>\$6,825,218.44</b>	<b>\$5,428,197.54</b>	<b>\$578,804.00</b>	<b>\$12,832,219.98</b>

General Fund (10)

1210 Life Skills Support

100 Personnel Services – Salaries

	<u>Elementary</u>	<u>Secondary</u>	<u>Federal</u>	<u>Total</u>
100 Personnel Services – Salaries	19,010.37	112,805.39		131,815.76
<b>Total Personnel Services – Salaries</b>	<b>\$19,010.37</b>	<b>\$112,805.39</b>		<b>\$131,815.76</b>

200 Personnel Services – Employee Benefits

210 Group Insurance – Contracted Provider	3,187.60	15,916.16		19,103.76
220 Social Security Contributions	1,425.30	8,365.50		9,790.80
230 PSERS Retirement Contributions	6,191.69	36,740.63		42,932.32
<b>Total Personnel Services – Employee Benefits</b>	<b>\$10,804.59</b>	<b>\$61,022.29</b>		<b>\$71,826.88</b>

600 Supplies

610 General Supplies	2,175.38	1,999.21		4,174.59
640 Books and Periodicals	3,981.03	3,658.64		7,639.67
650 Supplies & Fees – Technology Related	104.19	95.76		199.95
<b>Total Supplies</b>	<b>\$6,260.60</b>	<b>\$5,753.61</b>		<b>\$12,014.21</b>

Total 1210 Life Skills Support

<b>Total 1210 Life Skills Support</b>	<b>\$36,075.56</b>	<b>\$179,581.29</b>		<b>\$215,656.85</b>
---------------------------------------	--------------------	---------------------	--	---------------------

**General Fund (10)**

	<u>Elementary</u>	<u>Secondary</u>	<u>Federal</u>	<u>Total</u>
<b>1220 Sensory Support</b>				
<b>100 Personnel Services – Salaries</b>				
100 Personnel Services – Salaries	204,920.45	99,520.55		304,441.00
<b>Total Personnel Services – Salaries</b>	<b>\$204,920.45</b>	<b>\$99,520.55</b>		<b>\$304,441.00</b>
<b>200 Personnel Services – Employee Benefits</b>				
210 Group Insurance – Contracted Provider	37,672.44	6,554.08		44,226.52
220 Social Security Contributions	15,281.15	7,555.64		22,836.79
230 PSERS Retirement Contributions	66,091.31	31,762.40		97,853.71
<b>Total Personnel Services – Employee Benefits</b>	<b>\$119,044.90</b>	<b>\$45,872.12</b>		<b>\$164,917.02</b>
<b>300 Purchased Professional and Technical Services</b>				
329 Professional Educational Services – Other	128,467.15	118,063.59		246,530.74
<b>Total Purchased Professional and Technical Services</b>	<b>\$128,467.15</b>	<b>\$118,063.59</b>		<b>\$246,530.74</b>
<b>600 Supplies</b>				
610 General Supplies	2,523.75	2,319.38		4,843.13
650 Supplies & Fees – Technology Related	26.58	24.42		51.00
<b>Total Supplies</b>	<b>\$2,550.33</b>	<b>\$2,343.80</b>		<b>\$4,894.13</b>
<b>Total 1220 Sensory Support</b>	<b>\$454,982.83</b>	<b>\$265,800.06</b>		<b>\$720,782.89</b>

**General Fund (10)**

**1230 Emotional Support**

	<u>Elementary</u>	<u>Secondary</u>	<u>Federal</u>	<u>Total</u>
<b>100 Personnel Services – Salaries</b>				
100 Personnel Services – Salaries	218,101.10	330,580.49		548,681.59
<b>Total Personnel Services – Salaries</b>	<b>\$218,101.10</b>	<b>\$330,580.49</b>		<b>\$548,681.59</b>
<b>200 Personnel Services – Employee Benefits</b>				
210 Group Insurance – Contracted Provider	66,051.06	90,173.20		156,224.26
220 Social Security Contributions	16,206.10	24,460.55		40,666.65
230 PSERS Retirement Contributions	70,350.75	106,822.53		177,173.28
<b>Total Personnel Services – Employee Benefits</b>	<b>\$152,607.91</b>	<b>\$221,456.28</b>		<b>\$374,064.19</b>
<b>300 Purchased Professional and Technical Services</b>				
329 Professional Educational Services – Other	84,322.00			84,322.00
<b>Total Purchased Professional and Technical Services</b>	<b>\$84,322.00</b>			<b>\$84,322.00</b>
<b>600 Supplies</b>				
610 General Supplies	2,404.12	347.09		2,751.21
640 Books and Periodicals	214.10	196.76		410.86
650 Supplies & Fees – Technology Related	4,670.38	4,292.16		8,962.54
<b>Total Supplies</b>	<b>\$7,288.60</b>	<b>\$4,836.01</b>		<b>\$12,124.61</b>
<b>Total 1230 Emotional Support</b>	<b>\$462,319.61</b>	<b>\$556,872.78</b>		<b>\$1,019,192.39</b>

**General Fund (10)**

**1240 Academic Support**

	<u>Elementary</u>	<u>Secondary</u>	<u>Federal</u>	<u>Total</u>
<b>100 Personnel Services – Salaries</b>				
100 Personnel Services – Salaries	2,054,553.72	1,395,831.16		3,450,384.88
<b>Total Personnel Services – Salaries</b>	<b>\$2,054,553.72</b>	<b>\$1,395,831.16</b>		<b>\$3,450,384.88</b>
<b>200 Personnel Services – Employee Benefits</b>				
210 Group Insurance – Contracted Provider	646,850.15	431,530.44		1,078,380.59
220 Social Security Contributions	149,851.94	102,546.41		252,398.35
230 PSERS Retirement Contributions	666,256.13	450,658.33		1,116,914.46
<b>Total Personnel Services – Employee Benefits</b>	<b>\$1,462,958.22</b>	<b>\$984,735.18</b>		<b>\$2,447,693.40</b>
<b>300 Purchased Professional and Technical Services</b>				
329 Professional Educational Services – Other	78.16	71.84		150.00
<b>Total Purchased Professional and Technical Services</b>	<b>\$78.16</b>	<b>\$71.84</b>		<b>\$150.00</b>
<b>500 Other Purchased Services</b>				
580 Travel	560.56	515.16		1,075.72
<b>Total Other Purchased Services</b>	<b>\$560.56</b>	<b>\$515.16</b>		<b>\$1,075.72</b>
<b>600 Supplies</b>				
610 General Supplies	13,768.56	11,016.47		24,785.03
640 Books and Periodicals	23,568.65	21,641.04		45,209.69
650 Supplies & Fees – Technology Related	16,672.29	15,185.19		31,857.48
<b>Total Supplies</b>	<b>\$54,009.50</b>	<b>\$47,842.70</b>		<b>\$101,852.20</b>
<b>800 Other Objects</b>				
810 Dues and Fees	519.95	67.05		587.00
<b>Total Other Objects</b>	<b>\$519.95</b>	<b>\$67.05</b>		<b>\$587.00</b>
<b>Total 1240 Academic Support</b>	<b>\$3,572,680.11</b>	<b>\$2,429,063.09</b>		<b>\$6,001,743.20</b>

**General Fund (10)**

	<u>Elementary</u>	<u>Secondary</u>	<u>Federal</u>	<u>Total</u>
<b>1241 Learning Support – Public</b>				
<b>100 Personnel Services – Salaries</b>				
100 Personnel Services – Salaries	1,769,223.83	1,294,484.49		3,063,708.32
<b>Total Personnel Services – Salaries</b>	<b>\$1,769,223.83</b>	<b>\$1,294,484.49</b>		<b>\$3,063,708.32</b>
<b>200 Personnel Services – Employee Benefits</b>				
210 Group Insurance – Contracted Provider	569,066.30	391,535.59		960,601.89
220 Social Security Contributions	128,861.06	95,121.14		223,982.20
230 PSERS Retirement Contributions	573,324.29	417,649.83		990,974.12
<b>Total Personnel Services – Employee Benefits</b>	<b>\$1,271,251.65</b>	<b>\$904,306.56</b>		<b>\$2,175,558.21</b>
<b>300 Purchased Professional and Technical Services</b>				
329 Professional Educational Services – Other	78.16	71.84		150.00
<b>Total Purchased Professional and Technical Services</b>	<b>\$78.16</b>	<b>\$71.84</b>		<b>\$150.00</b>
<b>600 Supplies</b>				
610 General Supplies	13,410.61	10,884.95		24,295.56
640 Books and Periodicals	23,152.71	21,258.78		44,411.49
650 Supplies & Fees – Technology Related	13,090.54	12,030.44		25,120.98
<b>Total Supplies</b>	<b>\$49,653.86</b>	<b>\$44,174.17</b>		<b>\$93,828.03</b>
<b>Total 1241 Learning Support – Public</b>	<b>\$3,090,207.50</b>	<b>\$2,243,037.06</b>		<b>\$5,333,244.56</b>

**General Fund (10)**

**1243 Gifted Support**

	<u>Elementary</u>	<u>Secondary</u>	<u>Federal</u>	<u>Total</u>
<b>100 Personnel Services – Salaries</b>				
100 Personnel Services – Salaries	285,329.89	101,346.67		386,676.56
<b>Total Personnel Services – Salaries</b>	<b>\$285,329.89</b>	<b>\$101,346.67</b>		<b>\$386,676.56</b>
<b>200 Personnel Services – Employee Benefits</b>				
210 Group Insurance – Contracted Provider	77,783.85	39,994.85		117,778.70
220 Social Security Contributions	20,990.88	7,425.27		28,416.15
230 PSERS Retirement Contributions	92,931.84	33,008.50		125,940.34
<b>Total Personnel Services – Employee Benefits</b>	<b>\$191,706.57</b>	<b>\$80,428.62</b>		<b>\$272,135.19</b>
<b>500 Other Purchased Services</b>				
580 Travel	560.56	515.16		1,075.72
<b>Total Other Purchased Services</b>	<b>\$560.56</b>	<b>\$515.16</b>		<b>\$1,075.72</b>
<b>600 Supplies</b>				
610 General Supplies	357.95	131.52		489.47
640 Books and Periodicals	415.94	382.26		798.20
650 Supplies & Fees – Technology Related	3,581.75	3,154.75		6,736.50
<b>Total Supplies</b>	<b>\$4,355.64</b>	<b>\$3,668.53</b>		<b>\$8,024.17</b>
<b>800 Other Objects</b>				
810 Dues and Fees	519.95	67.05		587.00
<b>Total Other Objects</b>	<b>\$519.95</b>	<b>\$67.05</b>		<b>\$587.00</b>
<b>Total 1243 Gifted Support</b>	<b>\$482,472.61</b>	<b>\$186,026.03</b>		<b>\$668,498.64</b>

General Fund (10)

1280 Early Intervention Support

300 Purchased Professional and Technical Services

322 Professional Educational Services – lus

**Total Purchased Professional and Technical Services**

**Total 1280 Early Intervention Support**

	<u>Elementary</u>	<u>Secondary</u>	<u>Federal</u>	<u>Total</u>
	120,829.43		1,085.00	121,914.43
	<b>\$120,829.43</b>		<b>\$1,085.00</b>	<b>\$121,914.43</b>
	<b>\$120,829.43</b>		<b>\$1,085.00</b>	<b>\$121,914.43</b>



**General Fund (10)**

	<u>Elementary</u>	<u>Secondary</u>	<u>Federal</u>	<u>Total</u>
<b>1290 Special Programs - Other Support</b>				
<b>100 Personnel Services – Salaries</b>				
100 Personnel Services – Salaries	79,068.76	72,665.60		151,734.36
<b>Total Personnel Services – Salaries</b>	<b>\$79,068.76</b>	<b>\$72,665.60</b>		<b>\$151,734.36</b>
<b>200 Personnel Services – Employee Benefits</b>				
220 Social Security Contributions	6,048.89	5,559.04		11,607.93
230 PSERS Retirement Contributions	24,065.70	22,116.81		46,182.51
<b>Total Personnel Services – Employee Benefits</b>	<b>\$30,114.59</b>	<b>\$27,675.85</b>		<b>\$57,790.44</b>
<b>300 Purchased Professional and Technical Services</b>				
322 Professional Educational Services – Ius	174,496.55	160,365.37	577,719.00	912,580.92
329 Professional Educational Services – Other	685,505.50	629,991.74		1,315,497.24
<b>Total Purchased Professional and Technical Services</b>	<b>\$860,002.05</b>	<b>\$790,357.11</b>	<b>\$577,719.00</b>	<b>\$2,228,078.16</b>
<b>400 Purchased Property Services</b>				
440 Rentals	62,248.78	57,207.73		119,456.51
<b>Total Purchased Property Services</b>	<b>\$62,248.78</b>	<b>\$57,207.73</b>		<b>\$119,456.51</b>
<b>500 Other Purchased Services</b>				
561 Tuition To Other School Districts Within the State	1,581.89	1,453.79		3,035.68
562 Tuition To Pennsylvania Charter Schools	123,519.97	108,472.60		231,992.57
563 Tuition To Nonpublic Schools	70,066.57	64,392.43		134,459.00
567 Tuition To Approved Private Schools (APS) and PA Chartered Schools for the Deaf and Blind	920,081.70	845,571.43		1,765,653.13
568 Tuition To Private Residential Rehabilitative Institutions (PRRI) [In-State] and Detention Centers	14,177.24	13,029.13		27,206.37
569 Tuition – Other	17,469.35	16,054.65		33,524.00
<b>Total Other Purchased Services</b>	<b>\$1,146,896.72</b>	<b>\$1,048,974.03</b>		<b>\$2,195,870.75</b>
<b>Total 1290 Special Programs - Other Support</b>	<b>\$2,178,330.90</b>	<b>\$1,996,880.32</b>	<b>\$577,719.00</b>	<b>\$4,752,930.22</b>

LEA : 125239603 Wallingford-Swarthmore SD

Printed 11/6/2018 11:43:58 AM

General Fund (10)

1300 Vocational Education

Elementary

Secondary

Federal

Total

500 Other Purchased Services

564 Tuition To Career and Technology Centers

336,843.00

336,843.00

**Total Other Purchased Services**

**\$336,843.00**

**\$336,843.00**

**Total 1300 Vocational Education**

**\$336,843.00**

**\$336,843.00**

**General Fund (10)**

**1400 Other Instructional Programs – Elementary / Secondary**

	<u>Elementary</u>	<u>Secondary</u>	<u>Federal</u>	<u>Total</u>
<b>100 Personnel Services – Salaries</b>				
100 Personnel Services – Salaries	3,013.91	2,769.84		5,783.75
<b>Total Personnel Services – Salaries</b>	<b>\$3,013.91</b>	<b>\$2,769.84</b>		<b>\$5,783.75</b>
<b>200 Personnel Services – Employee Benefits</b>				
220 Social Security Contributions	228.27	209.79		438.06
230 PSERS Retirement Contributions	943.41	867.01		1,810.42
<b>Total Personnel Services – Employee Benefits</b>	<b>\$1,171.68</b>	<b>\$1,076.80</b>		<b>\$2,248.48</b>
<b>300 Purchased Professional and Technical Services</b>				
329 Professional Educational Services – Other	63,908.47	58,733.01		122,641.48
<b>Total Purchased Professional and Technical Services</b>	<b>\$63,908.47</b>	<b>\$58,733.01</b>		<b>\$122,641.48</b>
<b>500 Other Purchased Services</b>				
561 Tuition To Other School Districts Within the State	7,027.16	6,458.09		13,485.25
<b>Total Other Purchased Services</b>	<b>\$7,027.16</b>	<b>\$6,458.09</b>		<b>\$13,485.25</b>
<b>Total 1400 Other Instructional Programs – Elementary / Secondary</b>	<b>\$75,121.22</b>	<b>\$69,037.74</b>		<b>\$144,158.96</b>

General Fund (10)

1430 Homebound Instruction

100 Personnel Services – Salaries

100 Personnel Services – Salaries

Total Personnel Services – Salaries

200 Personnel Services – Employee Benefits

220 Social Security Contributions

230 PSERS Retirement Contributions

Total Personnel Services – Employee Benefits

300 Purchased Professional and Technical Services

329 Professional Educational Services – Other

Total Purchased Professional and Technical Services

Total 1430 Homebound Instruction

	<u>Elementary</u>	<u>Secondary</u>	<u>Federal</u>	<u>Total</u>
	3,013.91	2,769.84		5,783.75
	<b>\$3,013.91</b>	<b>\$2,769.84</b>		<b>\$5,783.75</b>
	228.27	209.79		438.06
	943.41	867.01		1,810.42
	<b>\$1,171.68</b>	<b>\$1,076.80</b>		<b>\$2,248.48</b>
	63,908.47	58,733.01		122,641.48
	<b>\$63,908.47</b>	<b>\$58,733.01</b>		<b>\$122,641.48</b>
	<b>\$68,094.06</b>	<b>\$62,579.65</b>		<b>\$130,673.71</b>

General Fund (10)

	<u>Elementary</u>	<u>Secondary</u>	<u>Federal</u>	<u>Total</u>
<b>1440 Alternative Regular Education Programs</b>				
<b>500 Other Purchased Services</b>				
561 Tuition To Other School Districts Within the State	7,027.16	6,458.09		13,485.25
<b>Total Other Purchased Services</b>	<b>\$7,027.16</b>	<b>\$6,458.09</b>		<b>\$13,485.25</b>
<b>Total 1440 Alternative Regular Education Programs</b>	<b>\$7,027.16</b>	<b>\$6,458.09</b>		<b>\$13,485.25</b>

General Fund (10)

1441 Adjudicated / Court-Placed Programs

500 Other Purchased Services

561 Tuition To Other School Districts Within the State

Total Other Purchased Services

Total 1441 Adjudicated / Court-Placed Programs

	<u>Elementary</u>	<u>Secondary</u>	<u>Federal</u>	<u>Total</u>
561 Tuition To Other School Districts Within the State	7,027.16	6,458.09		13,485.25
<b>Total Other Purchased Services</b>	<b>\$7,027.16</b>	<b>\$6,458.09</b>		<b>\$13,485.25</b>
<b>Total 1441 Adjudicated / Court-Placed Programs</b>	<b>\$7,027.16</b>	<b>\$6,458.09</b>		<b>\$13,485.25</b>

LEA : 125239603 Wallingford-Swarthmore SD

Printed 11/6/2018 11:43:58 AM

General Fund (10)

1500 Nonpublic School Programs

300 Purchased Professional and Technical Services

322 Professional Educational Services – Ius

329 Professional Educational Services – Other

**Total Purchased Professional and Technical Services**

**Total 1500 Nonpublic School Programs**

Elementary

Secondary

Federal

Total

350.00

350.00

3,291.00

3,291.00

**\$3,641.00**

**\$3,641.00**

**\$3,641.00**

**\$3,641.00**

General Fund (10)

1600 Adult Education Programs

Elementary

Secondary

Federal

Total

500 Other Purchased Services

566 Tuition To Institutions of Higher Education and Technical Institutes

173,912.00

**Total Other Purchased Services**

**\$173,912.00**

**Total 1600 Adult Education Programs**

**\$173,912.00**



General Fund (10)

2000 Support Services

Total

100 Personnel Services – Salaries

100 Personnel Services – Salaries 9,079,998.96

**Total Personnel Services – Salaries \$9,079,998.96**

200 Personnel Services – Employee Benefits

210 Group Insurance – Contracted Provider 2,335,704.09

220 Social Security Contributions 666,057.79

230 PSERS Retirement Contributions 2,978,416.12

260 Workers' Compensation 238,330.00

280 Other Post-Employment Benefits (OPEB) 22,519.73

291 Other Retirement Plans 22,246.52

**Total Personnel Services – Employee Benefits \$6,263,274.25**

300 Purchased Professional and Technical Services

324 Professional Educational Services – Employee Training and Development Services 35,155.04

329 Professional Educational Services – Other 28,851.50

330 Other Professional Services 781,986.20

340 Technical Services 179,894.89

350 Security / Safety Services 33,571.92

**Total Purchased Professional and Technical Services \$1,059,459.55**

400 Purchased Property Services

410 Cleaning Services 980,835.05

420 Utility Services 246,257.34

430 Repairs and Maintenance Services 330,990.45

440 Rentals 469,239.18

460 Extermination Services 6,192.00

490 Other Purchased Property Services 5,715.40

**Total Purchased Property Services \$2,039,229.42**

500 Other Purchased Services

513 Contracted Carriers 1,380.00

516 Student Transportation Services From the IU 35,108.71

520 Insurance – General 70,814.40

522 Automotive Liability Insurance 74,393.00

523 General Property and Liability Insurance 187,199.50

529 Other Insurance 1,320.00

530 Communications 113,651.66

541 Advertising Related to Federal Grant Awards 7,563.48

550 Printing and Binding 693.50

580 Travel 24,834.01

591 Services Purchased Locally 24,377.44

595 IU Payments By Withholding 48,680.77

**Total Other Purchased Services \$590,016.47**

600 Supplies

610 General Supplies 584,492.23

620 Energy 716,574.19

630 Food 12,598.65

LEA : 125239603 Wallingford-Swarthmore SD

Printed 11/6/2018 11:44:01 AM

**General Fund (10)**

**2000 Support Services**

**Total**

**600 Supplies**

640 Books and Periodicals 26,269.05

650 Supplies & Fees – Technology Related 57,725.60

**Total Supplies \$1,397,659.72**

**700 Property**

762 Capitalized Equipment - Replacement 647,382.45

**Total Property \$647,382.45**

**800 Other Objects**

810 Dues and Fees 59,674.28

820 Claims and Judgments Against the LEA 590,246.09

890 Miscellaneous Expenditures 10,871.07

**Total Other Objects \$660,791.44**

**Total 2000 Support Services**

**\$21,737,812.26**

**General Fund (10)**

**2100 Support Services – Students**

	<u>Elementary</u>	<u>Secondary</u>	<u>Federal</u>	<u>Total</u>
<b>100 Personnel Services – Salaries</b>				
100 Personnel Services – Salaries	598,364.14	823,810.27		1,595,446.41
<b>Total Personnel Services – Salaries</b>	<b>\$598,364.14</b>	<b>\$823,810.27</b>		<b>\$1,595,446.41</b>
<b>200 Personnel Services – Employee Benefits</b>				
210 Group Insurance – Contracted Provider	95,187.42	203,100.60		330,966.00
220 Social Security Contributions	44,667.91	60,213.60		117,787.13
230 PSERS Retirement Contributions	219,110.80	264,348.15		539,893.75
<b>Total Personnel Services – Employee Benefits</b>	<b>\$358,966.13</b>	<b>\$527,662.35</b>		<b>\$988,646.88</b>
<b>300 Purchased Professional and Technical Services</b>				
330 Other Professional Services	39,061.93	35,898.61		84,788.19
340 Technical Services	1,199.51	17,962.37		19,161.88
<b>Total Purchased Professional and Technical Services</b>	<b>\$40,261.44</b>	<b>\$53,860.98</b>		<b>\$103,950.07</b>
<b>400 Purchased Property Services</b>				
440 Rentals	1,268.52	1,165.80		2,434.32
<b>Total Purchased Property Services</b>	<b>\$1,268.52</b>	<b>\$1,165.80</b>		<b>\$2,434.32</b>
<b>500 Other Purchased Services</b>				
530 Communications				225.00
580 Travel				860.73
<b>Total Other Purchased Services</b>				<b>\$1,085.73</b>
<b>600 Supplies</b>				
610 General Supplies	6,204.54	20,751.85		70,981.89
640 Books and Periodicals	426.92	780.10		1,207.02
650 Supplies & Fees – Technology Related		3,696.78		3,696.78
<b>Total Supplies</b>	<b>\$6,631.46</b>	<b>\$25,228.73</b>		<b>\$75,885.69</b>
<b>800 Other Objects</b>				
810 Dues and Fees		129.00		129.00
<b>Total Other Objects</b>		<b>\$129.00</b>		<b>\$129.00</b>
<b>Total 2100 Support Services – Students</b>	<b>\$1,005,491.69</b>	<b>\$1,431,857.13</b>		<b>\$2,767,578.10</b>

**General Fund (10)**

	<u>Elementary</u>	<u>Secondary</u>	<u>Federal</u>	<u>Total</u>
<b>2120 Guidance Services</b>				
<b>100 Personnel Services – Salaries</b>				
100 Personnel Services – Salaries	334,784.58	679,843.11		1,014,627.69
<b>Total Personnel Services – Salaries</b>	<b>\$334,784.58</b>	<b>\$679,843.11</b>		<b>\$1,014,627.69</b>
<b>200 Personnel Services – Employee Benefits</b>				
210 Group Insurance – Contracted Provider	55,720.08	164,391.14		220,111.22
220 Social Security Contributions	24,835.14	49,548.58		74,383.72
230 PSERS Retirement Contributions	107,964.19	217,456.59		325,420.78
<b>Total Personnel Services – Employee Benefits</b>	<b>\$188,519.41</b>	<b>\$431,396.31</b>		<b>\$619,915.72</b>
<b>300 Purchased Professional and Technical Services</b>				
340 Technical Services	1,199.51	17,962.37		19,161.88
<b>Total Purchased Professional and Technical Services</b>	<b>\$1,199.51</b>	<b>\$17,962.37</b>		<b>\$19,161.88</b>
<b>400 Purchased Property Services</b>				
440 Rentals	1,268.52	1,165.80		2,434.32
<b>Total Purchased Property Services</b>	<b>\$1,268.52</b>	<b>\$1,165.80</b>		<b>\$2,434.32</b>
<b>600 Supplies</b>				
610 General Supplies	1,482.49	16,208.79		17,691.28
640 Books and Periodicals	426.92	780.10		1,207.02
650 Supplies & Fees – Technology Related		3,696.78		3,696.78
<b>Total Supplies</b>	<b>\$1,909.41</b>	<b>\$20,685.67</b>		<b>\$22,595.08</b>
<b>800 Other Objects</b>				
810 Dues and Fees		129.00		129.00
<b>Total Other Objects</b>		<b>\$129.00</b>		<b>\$129.00</b>
<b>Total 2120 Guidance Services</b>	<b>\$527,681.43</b>	<b>\$1,151,182.26</b>		<b>\$1,678,863.69</b>

**General Fund (10)**

	<u>Elementary</u>	<u>Secondary</u>	<u>Federal</u>	<u>Total</u>
<b>2140 Psychological Services</b>				
<b>100 Personnel Services – Salaries</b>				
100 Personnel Services – Salaries	263,579.56	143,967.16		407,546.72
<b>Total Personnel Services – Salaries</b>	<b>\$263,579.56</b>	<b>\$143,967.16</b>		<b>\$407,546.72</b>
<b>200 Personnel Services – Employee Benefits</b>				
210 Group Insurance – Contracted Provider	39,467.34	38,709.46		78,176.80
220 Social Security Contributions	19,832.77	10,665.02		30,497.79
230 PSERS Retirement Contributions	111,146.61	46,891.56		158,038.17
<b>Total Personnel Services – Employee Benefits</b>	<b>\$170,446.72</b>	<b>\$96,266.04</b>		<b>\$266,712.76</b>
<b>300 Purchased Professional and Technical Services</b>				
330 Other Professional Services	39,061.93	35,898.61		74,960.54
<b>Total Purchased Professional and Technical Services</b>	<b>\$39,061.93</b>	<b>\$35,898.61</b>		<b>\$74,960.54</b>
<b>600 Supplies</b>				
610 General Supplies	4,722.05	4,543.06		9,265.11
<b>Total Supplies</b>	<b>\$4,722.05</b>	<b>\$4,543.06</b>		<b>\$9,265.11</b>
<b>Total 2140 Psychological Services</b>	<b>\$477,810.26</b>	<b>\$280,674.87</b>		<b>\$758,485.13</b>

General Fund (10)

2160 Social Work Services

Elementary

Secondary

Federal

Total

100 Personnel Services – Salaries

100 Personnel Services – Salaries

99,800.00

**Total Personnel Services – Salaries**

**\$99,800.00**

200 Personnel Services – Employee Benefits

210 Group Insurance – Contracted Provider

23,011.56

220 Social Security Contributions

7,356.96

230 PSERS Retirement Contributions

32,504.95

**Total Personnel Services – Employee Benefits**

**\$62,873.47**

**Total 2160 Social Work Services**

**\$162,673.47**

**General Fund (10)**

	<u>Elementary</u>	<u>Secondary</u>	<u>Federal</u>	<u>Total</u>
<b>2170 Student Accounting Services</b>				
<b>100 Personnel Services – Salaries</b>				
100 Personnel Services – Salaries				73,472.00
<b>Total Personnel Services – Salaries</b>				<b>\$73,472.00</b>
<b>200 Personnel Services – Employee Benefits</b>				
210 Group Insurance – Contracted Provider				9,666.42
220 Social Security Contributions				5,548.66
230 PSERS Retirement Contributions				23,929.85
<b>Total Personnel Services – Employee Benefits</b>				<b>\$39,144.93</b>
<b>300 Purchased Professional and Technical Services</b>				
330 Other Professional Services				9,827.65
<b>Total Purchased Professional and Technical Services</b>				<b>\$9,827.65</b>
<b>500 Other Purchased Services</b>				
530 Communications				225.00
580 Travel				860.73
<b>Total Other Purchased Services</b>				<b>\$1,085.73</b>
<b>600 Supplies</b>				
610 General Supplies				44,025.50
<b>Total Supplies</b>				<b>\$44,025.50</b>
<b>Total 2170 Student Accounting Services</b>				<b>\$167,555.81</b>

LEA : 125239603 Wallingford-Swarthmore SD

Printed 11/6/2018 11:44:01 AM

Page - 8 of 49

**General Fund (10)****2200 Support Services – Instructional Staff**

	<u>Elementary</u>	<u>Secondary</u>	<u>Federal</u>	<u>Total</u>
<b>100 Personnel Services – Salaries</b>				
100 Personnel Services – Salaries	779,622.19	554,005.39	11,900.00	1,345,527.58
<b>Total Personnel Services – Salaries</b>	<b>\$779,622.19</b>	<b>\$554,005.39</b>	<b>\$11,900.00</b>	<b>\$1,345,527.58</b>
<b>200 Personnel Services – Employee Benefits</b>				
210 Group Insurance – Contracted Provider	152,859.39	123,892.86		276,752.25
220 Social Security Contributions	57,764.69	40,948.22	885.45	99,598.36
230 PSERS Retirement Contributions	252,007.20	179,619.67	3,877.54	435,504.41
280 Other Post-Employment Benefits (OPEB)	11,735.03	10,784.70		22,519.73
291 Other Retirement Plans	6,753.45	6,206.55		12,960.00
<b>Total Personnel Services – Employee Benefits</b>	<b>\$481,119.76</b>	<b>\$361,452.00</b>	<b>\$4,762.99</b>	<b>\$847,334.75</b>
<b>300 Purchased Professional and Technical Services</b>				
329 Professional Educational Services – Other	639.00		28,212.50	28,851.50
330 Other Professional Services	2,630.00	8,527.57		11,157.57
340 Technical Services	40,065.22	36,820.64		76,885.86
<b>Total Purchased Professional and Technical Services</b>	<b>\$43,334.22</b>	<b>\$45,348.21</b>	<b>\$28,212.50</b>	<b>\$116,894.93</b>
<b>400 Purchased Property Services</b>				
440 Rentals	3,182.98	2,925.22		6,108.20
<b>Total Purchased Property Services</b>	<b>\$3,182.98</b>	<b>\$2,925.22</b>		<b>\$6,108.20</b>
<b>500 Other Purchased Services</b>				
530 Communications	182.34	167.57		349.91
580 Travel	3,406.86	6,382.89	1,710.00	11,499.75
<b>Total Other Purchased Services</b>	<b>\$3,589.20</b>	<b>\$6,550.46</b>	<b>\$1,710.00</b>	<b>\$11,849.66</b>
<b>600 Supplies</b>				
610 General Supplies	3,514.24	3,248.95		6,763.19
630 Food	531.52	488.47		1,019.99
640 Books and Periodicals	14,635.81	7,172.31		21,808.12
650 Supplies & Fees – Technology Related	30,025.78	24,003.04		54,028.82
<b>Total Supplies</b>	<b>\$48,707.35</b>	<b>\$34,912.77</b>		<b>\$83,620.12</b>
<b>800 Other Objects</b>				
810 Dues and Fees	818.39	752.11		1,570.50
<b>Total Other Objects</b>	<b>\$818.39</b>	<b>\$752.11</b>		<b>\$1,570.50</b>
<b>Total 2200 Support Services – Instructional Staff</b>	<b>\$1,360,374.09</b>	<b>\$1,005,946.16</b>	<b>\$46,585.49</b>	<b>\$2,412,905.74</b>



**General Fund (10)**

	<u>Elementary</u>	<u>Secondary</u>	<u>Federal</u>	<u>Total</u>
<b>2220 Technology Support Services</b>				
<b>100 Personnel Services – Salaries</b>				
100 Personnel Services – Salaries	103,844.55	66,876.97		170,721.52
<b>Total Personnel Services – Salaries</b>	<b>\$103,844.55</b>	<b>\$66,876.97</b>		<b>\$170,721.52</b>
<b>200 Personnel Services – Employee Benefits</b>				
210 Group Insurance – Contracted Provider	24,668.21	25,826.70		50,494.91
220 Social Security Contributions	7,754.25	4,876.97		12,631.22
230 PSERS Retirement Contributions	33,844.24	21,583.31		55,427.55
<b>Total Personnel Services – Employee Benefits</b>	<b>\$66,266.70</b>	<b>\$52,286.98</b>		<b>\$118,553.68</b>
<b>300 Purchased Professional and Technical Services</b>				
330 Other Professional Services	2,134.96	8,072.61		10,207.57
<b>Total Purchased Professional and Technical Services</b>	<b>\$2,134.96</b>	<b>\$8,072.61</b>		<b>\$10,207.57</b>
<b>600 Supplies</b>				
650 Supplies & Fees – Technology Related	25,406.23	12,700.30		38,106.53
<b>Total Supplies</b>	<b>\$25,406.23</b>	<b>\$12,700.30</b>		<b>\$38,106.53</b>
<b>Total 2220 Technology Support Services</b>	<b>\$197,652.44</b>	<b>\$139,936.86</b>		<b>\$337,589.30</b>

General Fund (10)

2240 Computer-Assisted Instruction Support Services

300 Purchased Professional and Technical Services

340 Technical Services

Total Purchased Professional and Technical Services

Total 2240 Computer-Assisted Instruction Support Services

Elementary

Secondary

Federal

Total

36,894.71

33,906.89

70,801.60

\$36,894.71

\$33,906.89

\$70,801.60

\$36,894.71

\$33,906.89

\$70,801.60

**General Fund (10)**

	<u>Elementary</u>	<u>Secondary</u>	<u>Federal</u>	<u>Total</u>
<b>2250 School Library Services</b>				
<b>100 Personnel Services – Salaries</b>				
100 Personnel Services – Salaries	338,573.22	166,295.25		504,868.47
<b>Total Personnel Services – Salaries</b>	<b>\$338,573.22</b>	<b>\$166,295.25</b>		<b>\$504,868.47</b>
<b>200 Personnel Services – Employee Benefits</b>				
210 Group Insurance – Contracted Provider	69,937.01	44,529.55		114,466.56
220 Social Security Contributions	24,941.70	12,218.89		37,160.59
230 PSERS Retirement Contributions	109,013.47	54,162.52		163,175.99
<b>Total Personnel Services – Employee Benefits</b>	<b>\$203,892.18</b>	<b>\$110,910.96</b>		<b>\$314,803.14</b>
<b>400 Purchased Property Services</b>				
440 Rentals	1,614.39	1,483.65		3,098.04
<b>Total Purchased Property Services</b>	<b>\$1,614.39</b>	<b>\$1,483.65</b>		<b>\$3,098.04</b>
<b>500 Other Purchased Services</b>				
580 Travel	255.00	350.00		605.00
<b>Total Other Purchased Services</b>	<b>\$255.00</b>	<b>\$350.00</b>		<b>\$605.00</b>
<b>600 Supplies</b>				
610 General Supplies	636.68	604.43		1,241.11
640 Books and Periodicals	14,073.58	6,655.62		20,729.20
650 Supplies & Fees – Technology Related	4,577.89	11,264.45		15,842.34
<b>Total Supplies</b>	<b>\$19,288.15</b>	<b>\$18,524.50</b>		<b>\$37,812.65</b>
<b>Total 2250 School Library Services</b>	<b>\$563,622.94</b>	<b>\$297,564.36</b>		<b>\$861,187.30</b>

**General Fund (10)**

**2260 Instruction and Curriculum Development Services**

	<u>Elementary</u>	<u>Secondary</u>	<u>Federal</u>	<u>Total</u>
<b>100 Personnel Services – Salaries</b>				
100 Personnel Services – Salaries	292,245.21	277,866.37	10,106.25	580,217.83
<b>Total Personnel Services – Salaries</b>	<b>\$292,245.21</b>	<b>\$277,866.37</b>	<b>\$10,106.25</b>	<b>\$580,217.83</b>
<b>200 Personnel Services – Employee Benefits</b>				
210 Group Insurance – Contracted Provider	54,656.48	50,230.27		104,886.75
220 Social Security Contributions	21,727.00	20,656.50	749.71	43,133.21
230 PSERS Retirement Contributions	94,709.92	90,066.71	3,293.31	188,069.94
280 Other Post-Employment Benefits (OPEB)	11,735.03	10,784.70		22,519.73
291 Other Retirement Plans	6,753.45	6,206.55		12,960.00
<b>Total Personnel Services – Employee Benefits</b>	<b>\$189,581.88</b>	<b>\$177,944.73</b>	<b>\$4,043.02</b>	<b>\$371,569.63</b>
<b>300 Purchased Professional and Technical Services</b>				
330 Other Professional Services	495.04	454.96		950.00
340 Technical Services	3,170.51	2,913.75		6,084.26
<b>Total Purchased Professional and Technical Services</b>	<b>\$3,665.55</b>	<b>\$3,368.71</b>		<b>\$7,034.26</b>
<b>400 Purchased Property Services</b>				
440 Rentals	1,568.59	1,441.57		3,010.16
<b>Total Purchased Property Services</b>	<b>\$1,568.59</b>	<b>\$1,441.57</b>		<b>\$3,010.16</b>
<b>500 Other Purchased Services</b>				
530 Communications	182.34	167.57		349.91
580 Travel	1,133.82	1,042.00		2,175.82
<b>Total Other Purchased Services</b>	<b>\$1,316.16</b>	<b>\$1,209.57</b>		<b>\$2,525.73</b>
<b>600 Supplies</b>				
610 General Supplies	2,736.94	2,515.29		5,252.23
640 Books and Periodicals	99.53	91.47		191.00
<b>Total Supplies</b>	<b>\$2,836.47</b>	<b>\$2,606.76</b>		<b>\$5,443.23</b>
<b>800 Other Objects</b>				
810 Dues and Fees	818.39	752.11		1,570.50
<b>Total Other Objects</b>	<b>\$818.39</b>	<b>\$752.11</b>		<b>\$1,570.50</b>
<b>Total 2260 Instruction and Curriculum Development Services</b>	<b>\$492,032.25</b>	<b>\$465,189.82</b>	<b>\$14,149.27</b>	<b>\$971,371.34</b>

**General Fund (10)**

	<u>Elementary</u>	<u>Secondary</u>	<u>Federal</u>	<u>Total</u>
<b>2270 Instructional Staff Professional Development Services</b>				
<b>100 Personnel Services – Salaries</b>				
100 Personnel Services – Salaries	40,894.63	39,231.38	1,793.75	81,919.76
<b>Total Personnel Services – Salaries</b>	<b>\$40,894.63</b>	<b>\$39,231.38</b>	<b>\$1,793.75</b>	<b>\$81,919.76</b>
<b>200 Personnel Services – Employee Benefits</b>				
210 Group Insurance – Contracted Provider	3,597.69	3,306.34		6,904.03
220 Social Security Contributions	3,034.75	2,913.73	135.74	6,084.22
230 PSERS Retirement Contributions	13,115.74	12,590.51	584.23	26,290.48
<b>Total Personnel Services – Employee Benefits</b>	<b>\$19,748.18</b>	<b>\$18,810.58</b>	<b>\$719.97</b>	<b>\$39,278.73</b>
<b>300 Purchased Professional and Technical Services</b>				
329 Professional Educational Services – Other	639.00		23,137.50	23,776.50
<b>Total Purchased Professional and Technical Services</b>	<b>\$639.00</b>		<b>\$23,137.50</b>	<b>\$23,776.50</b>
<b>500 Other Purchased Services</b>				
580 Travel	2,018.04	4,990.89	1,710.00	8,718.93
<b>Total Other Purchased Services</b>	<b>\$2,018.04</b>	<b>\$4,990.89</b>	<b>\$1,710.00</b>	<b>\$8,718.93</b>
<b>600 Supplies</b>				
610 General Supplies	140.62	129.23		269.85
630 Food	531.52	488.47		1,019.99
640 Books and Periodicals	462.70	425.22		887.92
650 Supplies & Fees – Technology Related	41.66	38.29		79.95
<b>Total Supplies</b>	<b>\$1,176.50</b>	<b>\$1,081.21</b>		<b>\$2,257.71</b>
<b>Total 2270 Instructional Staff Professional Development Services</b>	<b>\$64,476.35</b>	<b>\$64,114.06</b>	<b>\$27,361.22</b>	<b>\$155,951.63</b>

General Fund (10)

2280 Nonpublic Support Services

300 Purchased Professional and Technical Services

329 Professional Educational Services – Other

**Total Purchased Professional and Technical Services**

**Total 2280 Nonpublic Support Services**

Elementary

Secondary

Federal

Total

5,075.00

5,075.00

**\$5,075.00**

**\$5,075.00**

**\$5,075.00**

**\$5,075.00**

General Fund (10)

2290 Other Instructional Staff Services

100 Personnel Services – Salaries

100 Personnel Services – Salaries

Total Personnel Services – Salaries

200 Personnel Services – Employee Benefits

220 Social Security Contributions

230 PSERS Retirement Contributions

Total Personnel Services – Employee Benefits

Total 2290 Other Instructional Staff Services

	<u>Elementary</u>	<u>Secondary</u>	<u>Federal</u>	<u>Total</u>
100 Personnel Services – Salaries	4,064.58	3,735.42		7,800.00
<b>Total Personnel Services – Salaries</b>	<b>\$4,064.58</b>	<b>\$3,735.42</b>		<b>\$7,800.00</b>
200 Personnel Services – Employee Benefits				
220 Social Security Contributions	306.99	282.13		589.12
230 PSERS Retirement Contributions	1,323.83	1,216.62		2,540.45
<b>Total Personnel Services – Employee Benefits</b>	<b>\$1,630.82</b>	<b>\$1,498.75</b>		<b>\$3,129.57</b>
<b>Total 2290 Other Instructional Staff Services</b>	<b>\$5,695.40</b>	<b>\$5,234.17</b>		<b>\$10,929.57</b>

**General Fund (10)**

	<u>Elementary</u>	<u>Secondary</u>	<u>Federal</u>	<u>Total</u>
<b>2300 Support Services – Administration</b>				
<b>100 Personnel Services – Salaries</b>				
100 Personnel Services – Salaries	822,484.52	1,087,380.46		2,245,105.30
<b>Total Personnel Services – Salaries</b>	<b>\$822,484.52</b>	<b>\$1,087,380.46</b>		<b>\$2,245,105.30</b>
<b>200 Personnel Services – Employee Benefits</b>				
210 Group Insurance – Contracted Provider	176,625.57	205,540.24		434,146.48
220 Social Security Contributions	60,946.83	78,968.20		160,863.37
230 PSERS Retirement Contributions	264,952.74	348,298.12		740,441.65
291 Other Retirement Plans	1,441.98	2,846.54		4,288.52
<b>Total Personnel Services – Employee Benefits</b>	<b>\$503,967.12</b>	<b>\$635,653.10</b>		<b>\$1,339,740.02</b>
<b>300 Purchased Professional and Technical Services</b>				
330 Other Professional Services				215,475.69
<b>Total Purchased Professional and Technical Services</b>				<b>\$215,475.69</b>
<b>400 Purchased Property Services</b>				
440 Rentals	14,453.08	13,282.64		27,735.72
<b>Total Purchased Property Services</b>	<b>\$14,453.08</b>	<b>\$13,282.64</b>		<b>\$27,735.72</b>
<b>500 Other Purchased Services</b>				
520 Insurance – General				70,814.40
530 Communications	4,271.30	7,184.03		20,638.98
541 Advertising Related to Federal Grant Awards				5,813.31
550 Printing and Binding		693.50		693.50
580 Travel	322.53	447.31		4,132.08
591 Services Purchased Locally				24,377.44
<b>Total Other Purchased Services</b>	<b>\$4,593.83</b>	<b>\$8,324.84</b>		<b>\$126,469.71</b>
<b>600 Supplies</b>				
610 General Supplies	21,108.84	20,710.35		73,098.44
630 Food	201.53	3,912.51		6,782.08
640 Books and Periodicals	497.00	1,766.66		3,092.91
<b>Total Supplies</b>	<b>\$21,807.37</b>	<b>\$26,389.52</b>		<b>\$82,973.43</b>
<b>700 Property</b>				
762 Capitalized Equipment - Replacement				5,045.00
<b>Total Property</b>				<b>\$5,045.00</b>
<b>800 Other Objects</b>				
810 Dues and Fees	2,317.48	4,500.96		42,055.68
820 Claims and Judgments Against the LEA				590,246.09
<b>Total Other Objects</b>	<b>\$2,317.48</b>	<b>\$4,500.96</b>		<b>\$632,301.77</b>
<b>Total 2300 Support Services – Administration</b>	<b>\$1,369,623.40</b>	<b>\$1,775,531.52</b>		<b>\$4,674,846.64</b>



General Fund (10)

2310 Board Services

Elementary

Secondary

Federal

Total

100 Personnel Services – Salaries

100 Personnel Services – Salaries

1,320.00

**Total Personnel Services – Salaries**

**\$1,320.00**

200 Personnel Services – Employee Benefits

220 Social Security Contributions

100.98

230 PSERS Retirement Contributions

19,308.53

**Total Personnel Services – Employee Benefits**

**\$19,409.51**

500 Other Purchased Services

520 Insurance – General

50,521.00

541 Advertising Related to Federal Grant Awards

5,670.64

580 Travel

1,708.33

**Total Other Purchased Services**

**\$57,899.97**

600 Supplies

610 General Supplies

620.95

630 Food

1,139.29

**Total Supplies**

**\$1,760.24**

800 Other Objects

810 Dues and Fees

29,378.24

820 Claims and Judgments Against the LEA

590,246.09

**Total Other Objects**

**\$619,624.33**

**Total 2310 Board Services**

**\$700,014.05**

General Fund (10)

	<u>Elementary</u>	<u>Secondary</u>	<u>Federal</u>	<u>Total</u>
<b>2330 Tax Assessment and Collection Services</b>				
<b>100 Personnel Services – Salaries</b>				
100 Personnel Services – Salaries				51,411.00
<b>Total Personnel Services – Salaries</b>				<b>\$51,411.00</b>
<b>200 Personnel Services – Employee Benefits</b>				
210 Group Insurance – Contracted Provider				82.68
220 Social Security Contributions				3,887.12
230 PSERS Retirement Contributions				15,865.20
<b>Total Personnel Services – Employee Benefits</b>				<b>\$19,835.00</b>
<b>500 Other Purchased Services</b>				
520 Insurance – General				20,293.40
530 Communications				9,183.65
541 Advertising Related to Federal Grant Awards				142.67
<b>Total Other Purchased Services</b>				<b>\$29,619.72</b>
<b>600 Supplies</b>				
610 General Supplies				22,378.61
<b>Total Supplies</b>				<b>\$22,378.61</b>
<b>Total 2330 Tax Assessment and Collection Services</b>				<b>\$123,244.33</b>

General Fund (10)

2350 Legal and Accounting Services

Elementary

Secondary

Federal

Total

300 Purchased Professional and Technical Services

330 Other Professional Services

175,025.72

**Total Purchased Professional and Technical Services**

**\$175,025.72**

**Total 2350 Legal and Accounting Services**

**\$175,025.72**

**General Fund (10)**

**2360 Office of the Superintendent / Executive Director Services**

Elementary                      Secondary                      Federal                      Total

<b>100</b>	<b><u>Personnel Services – Salaries</u></b>			
	100 Personnel Services – Salaries			282,509.32
<b>Total Personnel Services – Salaries</b>				<b>\$282,509.32</b>
<b>200</b>	<b><u>Personnel Services – Employee Benefits</u></b>			
	210 Group Insurance – Contracted Provider			51,897.99
	220 Social Security Contributions			16,960.24
	230 PSERS Retirement Contributions			92,017.06
<b>Total Personnel Services – Employee Benefits</b>				<b>\$160,875.29</b>
<b>500</b>	<b><u>Other Purchased Services</u></b>			
	530 Communications		13.13	13.13
	580 Travel			1,653.91
<b>Total Other Purchased Services</b>			<b>\$13.13</b>	<b>\$1,667.04</b>
<b>600</b>	<b><u>Supplies</u></b>			
	610 General Supplies			7,776.74
	630 Food			1,528.75
	640 Books and Periodicals			829.25
<b>Total Supplies</b>				<b>\$10,134.74</b>
<b>700</b>	<b><u>Property</u></b>			
	762 Capitalized Equipment - Replacement			5,045.00
<b>Total Property</b>				<b>\$5,045.00</b>
<b>800</b>	<b><u>Other Objects</u></b>			
	810 Dues and Fees			5,859.00
<b>Total Other Objects</b>				<b>\$5,859.00</b>
<b>Total 2360 Office of the Superintendent / Executive Director Services</b>			<b>\$13.13</b>	<b>\$466,090.39</b>

General Fund (10)

2370 Community Relations Services

Elementary

Secondary

Federal

Total

300 Purchased Professional and Technical Services

330 Other Professional Services

40,449.97

**Total Purchased Professional and Technical Services**

**\$40,449.97**

600 Supplies

610 General Supplies

502.95

**Total Supplies**

**\$502.95**

**Total 2370 Community Relations Services**

**\$40,952.92**

**General Fund (10)**

**2380 Office of the Principal Services**

	<u>Elementary</u>	<u>Secondary</u>	<u>Federal</u>	<u>Total</u>
<b>100 Personnel Services – Salaries</b>				
100 Personnel Services – Salaries	822,484.52	1,087,380.46		1,909,864.98
<b>Total Personnel Services – Salaries</b>	<b>\$822,484.52</b>	<b>\$1,087,380.46</b>		<b>\$1,909,864.98</b>
<b>200 Personnel Services – Employee Benefits</b>				
210 Group Insurance – Contracted Provider	176,625.57	205,540.24		382,165.81
220 Social Security Contributions	60,946.83	78,968.20		139,915.03
230 PSERS Retirement Contributions	264,952.74	348,298.12		613,250.86
291 Other Retirement Plans	1,441.98	2,846.54		4,288.52
<b>Total Personnel Services – Employee Benefits</b>	<b>\$503,967.12</b>	<b>\$635,653.10</b>		<b>\$1,139,620.22</b>
<b>400 Purchased Property Services</b>				
440 Rentals	14,453.08	13,282.64		27,735.72
<b>Total Purchased Property Services</b>	<b>\$14,453.08</b>	<b>\$13,282.64</b>		<b>\$27,735.72</b>
<b>500 Other Purchased Services</b>				
530 Communications	4,271.30	7,170.90		11,442.20
550 Printing and Binding		693.50		693.50
580 Travel	322.53	447.31		769.84
<b>Total Other Purchased Services</b>	<b>\$4,593.83</b>	<b>\$8,311.71</b>		<b>\$12,905.54</b>
<b>600 Supplies</b>				
610 General Supplies	21,108.84	20,710.35		41,819.19
630 Food	201.53	3,912.51		4,114.04
640 Books and Periodicals	497.00	1,766.66		2,263.66
<b>Total Supplies</b>	<b>\$21,807.37</b>	<b>\$26,389.52</b>		<b>\$48,196.89</b>
<b>800 Other Objects</b>				
810 Dues and Fees	2,317.48	4,500.96		6,818.44
<b>Total Other Objects</b>	<b>\$2,317.48</b>	<b>\$4,500.96</b>		<b>\$6,818.44</b>
<b>Total 2380 Office of the Principal Services</b>	<b>\$1,369,623.40</b>	<b>\$1,775,518.39</b>		<b>\$3,145,141.79</b>

General Fund (10)

2390 Other Administration Services

Elementary

Secondary

Federal

Total

500 Other Purchased Services

591 Services Purchased Locally

24,377.44

**Total Other Purchased Services**

**\$24,377.44**

**Total 2390 Other Administration Services**

**\$24,377.44**

General Fund (10)

	<u>Elementary</u>	<u>Secondary</u>	<u>Federal</u>	<u>Total</u>
<b>2400 Support Services – Pupil Health</b>				
<b>100 Personnel Services – Salaries</b>				
100 Personnel Services – Salaries				301,476.37
<b>Total Personnel Services – Salaries</b>				<b>\$301,476.37</b>
<b>200 Personnel Services – Employee Benefits</b>				
210 Group Insurance – Contracted Provider				89,878.41
220 Social Security Contributions				22,152.42
230 PSERS Retirement Contributions				96,868.70
<b>Total Personnel Services – Employee Benefits</b>				<b>\$208,899.53</b>
<b>300 Purchased Professional and Technical Services</b>				
324 Professional Educational Services – Employee Training and Development Services				35,155.04
330 Other Professional Services				330,664.42
<b>Total Purchased Professional and Technical Services</b>				<b>\$365,819.46</b>
<b>400 Purchased Property Services</b>				
410 Cleaning Services				863.00
<b>Total Purchased Property Services</b>				<b>\$863.00</b>
<b>600 Supplies</b>				
610 General Supplies				7,755.19
640 Books and Periodicals				129.00
<b>Total Supplies</b>				<b>\$7,884.19</b>
<b>Total 2400 Support Services – Pupil Health</b>				<b>\$884,942.55</b>



General Fund (10)

2420 Medical Services

Elementary

Secondary

Federal

Total

300 Purchased Professional and Technical Services

330 Other Professional Services

327,664.42

**Total Purchased Professional and Technical Services**

**\$327,664.42**

**Total 2420 Medical Services**

**\$327,664.42**

**General Fund (10)**

**2440 Nursing Services**

	<u>Elementary</u>	<u>Secondary</u>	<u>Federal</u>	<u>Total</u>
<b>100 Personnel Services – Salaries</b>				
100 Personnel Services – Salaries				286,472.82
<b>Total Personnel Services – Salaries</b>				<b>\$286,472.82</b>
<b>200 Personnel Services – Employee Benefits</b>				
210 Group Insurance – Contracted Provider				83,963.42
220 Social Security Contributions				21,056.89
230 PSERS Retirement Contributions				91,981.83
<b>Total Personnel Services – Employee Benefits</b>				<b>\$197,002.14</b>
<b>300 Purchased Professional and Technical Services</b>				
324 Professional Educational Services – Employee Training and Development Services				35,155.04
330 Other Professional Services				3,000.00
<b>Total Purchased Professional and Technical Services</b>				<b>\$38,155.04</b>
<b>400 Purchased Property Services</b>				
410 Cleaning Services				863.00
<b>Total Purchased Property Services</b>				<b>\$863.00</b>
<b>600 Supplies</b>				
610 General Supplies				7,755.19
640 Books and Periodicals				129.00
<b>Total Supplies</b>				<b>\$7,884.19</b>
<b>Total 2440 Nursing Services</b>				<b>\$530,377.19</b>

General Fund (10)

	<u>Elementary</u>	<u>Secondary</u>	<u>Federal</u>	<u>Total</u>
<b>2450 Nonpublic Health Services</b>				
<b>100 Personnel Services – Salaries</b>				
100 Personnel Services – Salaries				15,003.55
<b>Total Personnel Services – Salaries</b>				<b>\$15,003.55</b>
<b>200 Personnel Services – Employee Benefits</b>				
210 Group Insurance – Contracted Provider				5,914.99
220 Social Security Contributions				1,095.53
230 PSERS Retirement Contributions				4,886.87
<b>Total Personnel Services – Employee Benefits</b>				<b>\$11,897.39</b>
<b>Total 2450 Nonpublic Health Services</b>				<b>\$26,900.94</b>

**General Fund (10)**

	<u>Elementary</u>	<u>Secondary</u>	<u>Federal</u>	<u>Total</u>
<b>2500 Support Services – Business</b>				
<b>100 Personnel Services – Salaries</b>				
100 Personnel Services – Salaries				475,120.28
<b>Total Personnel Services – Salaries</b>				<b>\$475,120.28</b>
<b>200 Personnel Services – Employee Benefits</b>				
210 Group Insurance – Contracted Provider				110,517.29
220 Social Security Contributions				34,846.83
230 PSERS Retirement Contributions				154,753.53
291 Other Retirement Plans				1,554.45
<b>Total Personnel Services – Employee Benefits</b>				<b>\$301,672.10</b>
<b>300 Purchased Professional and Technical Services</b>				
330 Other Professional Services				20,195.53
<b>Total Purchased Professional and Technical Services</b>				<b>\$20,195.53</b>
<b>400 Purchased Property Services</b>				
430 Repairs and Maintenance Services				333.32
440 Rentals				33,762.01
<b>Total Purchased Property Services</b>				<b>\$34,095.33</b>
<b>500 Other Purchased Services</b>				
530 Communications				5,641.22
580 Travel				1,925.17
<b>Total Other Purchased Services</b>				<b>\$7,566.39</b>
<b>600 Supplies</b>				
610 General Supplies				45,117.17
640 Books and Periodicals				32.00
<b>Total Supplies</b>				<b>\$45,149.17</b>
<b>800 Other Objects</b>				
810 Dues and Fees				1,616.00
890 Miscellaneous Expenditures				10,871.07
<b>Total Other Objects</b>				<b>\$12,487.07</b>
<b>Total 2500 Support Services – Business</b>				<b>\$896,285.87</b>

General Fund (10)

2510 Fiscal Services

Elementary

Secondary

Federal

Total

100 Personnel Services – Salaries

100 Personnel Services – Salaries 430,609.28

**Total Personnel Services – Salaries \$430,609.28**

200 Personnel Services – Employee Benefits

210 Group Insurance – Contracted Provider 86,211.71

220 Social Security Contributions 31,662.03

230 PSERS Retirement Contributions 140,256.37

291 Other Retirement Plans 1,489.46

**Total Personnel Services – Employee Benefits \$259,619.57**

300 Purchased Professional and Technical Services

330 Other Professional Services 20,195.53

**Total Purchased Professional and Technical Services \$20,195.53**

400 Purchased Property Services

430 Repairs and Maintenance Services 333.32

440 Rentals 8,229.85

**Total Purchased Property Services \$8,563.17**

500 Other Purchased Services

530 Communications 5,641.22

580 Travel 1,925.17

**Total Other Purchased Services \$7,566.39**

600 Supplies

610 General Supplies 7,569.89

640 Books and Periodicals 32.00

**Total Supplies \$7,601.89**

800 Other Objects

810 Dues and Fees 1,616.00

890 Miscellaneous Expenditures 10,871.07

**Total Other Objects \$12,487.07**

**Total 2510 Fiscal Services \$746,642.90**

General Fund (10)

	<u>Elementary</u>	<u>Secondary</u>	<u>Federal</u>	<u>Total</u>
<b>2511 Supervision of Fiscal Services - Head of Component</b>				
<b>100 Personnel Services – Salaries</b>				
100 Personnel Services – Salaries				430,609.28
<b>Total Personnel Services – Salaries</b>				<b>\$430,609.28</b>
<b>200 Personnel Services – Employee Benefits</b>				
210 Group Insurance – Contracted Provider				86,211.71
220 Social Security Contributions				31,662.03
230 PSERS Retirement Contributions				140,256.37
291 Other Retirement Plans				1,489.46
<b>Total Personnel Services – Employee Benefits</b>				<b>\$259,619.57</b>
<b>300 Purchased Professional and Technical Services</b>				
330 Other Professional Services				20,195.53
<b>Total Purchased Professional and Technical Services</b>				<b>\$20,195.53</b>
<b>400 Purchased Property Services</b>				
430 Repairs and Maintenance Services				333.32
440 Rentals				8,229.85
<b>Total Purchased Property Services</b>				<b>\$8,563.17</b>
<b>500 Other Purchased Services</b>				
530 Communications				5,641.22
580 Travel				1,925.17
<b>Total Other Purchased Services</b>				<b>\$7,566.39</b>
<b>600 Supplies</b>				
610 General Supplies				7,569.89
640 Books and Periodicals				32.00
<b>Total Supplies</b>				<b>\$7,601.89</b>
<b>800 Other Objects</b>				
810 Dues and Fees				1,616.00
890 Miscellaneous Expenditures				10,871.07
<b>Total Other Objects</b>				<b>\$12,487.07</b>
<b>Total 2511 Supervision of Fiscal Services - Head of Component</b>				<b>\$746,642.90</b>

**General Fund (10)**

**2540 Printing, Publishing and Duplicating Services**

Elementary

Secondary

Federal

Total

**100 Personnel Services – Salaries**

100 Personnel Services – Salaries

44,511.00

**Total Personnel Services – Salaries**

**\$44,511.00**

**200 Personnel Services – Employee Benefits**

210 Group Insurance – Contracted Provider

24,305.58

220 Social Security Contributions

3,184.80

230 PSERS Retirement Contributions

14,497.16

291 Other Retirement Plans

64.99

**Total Personnel Services – Employee Benefits**

**\$42,052.53**

**400 Purchased Property Services**

440 Rentals

25,532.16

**Total Purchased Property Services**

**\$25,532.16**

**600 Supplies**

610 General Supplies

37,547.28

**Total Supplies**

**\$37,547.28**

**Total 2540 Printing, Publishing and Duplicating Services**

**\$149,642.97**

**General Fund (10)**

	<u>Elementary</u>	<u>Secondary</u>	<u>Federal</u>	<u>Total</u>
<b>2600 Operation and Maintenance of Plant Services</b>				
<b>100 Personnel Services – Salaries</b>				
100 Personnel Services – Salaries				1,035,989.26
<b>Total Personnel Services – Salaries</b>				<b>\$1,035,989.26</b>
<b>200 Personnel Services – Employee Benefits</b>				
210 Group Insurance – Contracted Provider				333,408.53
220 Social Security Contributions				79,178.24
230 PSERS Retirement Contributions				347,632.33
291 Other Retirement Plans				1,164.95
<b>Total Personnel Services – Employee Benefits</b>				<b>\$761,384.05</b>
<b>300 Purchased Professional and Technical Services</b>				
330 Other Professional Services				95,903.16
340 Technical Services				3,023.50
350 Security / Safety Services				33,571.92
<b>Total Purchased Professional and Technical Services</b>				<b>\$132,498.58</b>
<b>400 Purchased Property Services</b>				
410 Cleaning Services				979,972.05
420 Utility Services				246,257.34
430 Repairs and Maintenance Services				292,469.08
440 Rentals				19,863.78
460 Extermination Services				6,192.00
<b>Total Purchased Property Services</b>				<b>\$1,544,754.25</b>
<b>500 Other Purchased Services</b>				
523 General Property and Liability Insurance				187,199.50
529 Other Insurance				1,320.00
530 Communications				47.42
541 Advertising Related to Federal Grant Awards				1,750.17
580 Travel				13.40
<b>Total Other Purchased Services</b>				<b>\$190,330.49</b>
<b>600 Supplies</b>				
610 General Supplies	76,112.68	69,948.88		146,061.56
620 Energy				551,247.84
<b>Total Supplies</b>	<b>\$76,112.68</b>	<b>\$69,948.88</b>		<b>\$697,309.40</b>
<b>700 Property</b>				
762 Capitalized Equipment - Replacement				619,054.74
<b>Total Property</b>				<b>\$619,054.74</b>
<b>800 Other Objects</b>				
810 Dues and Fees				4,264.10
<b>Total Other Objects</b>				<b>\$4,264.10</b>
<b>Total 2600 Operation and Maintenance of Plant Services</b>	<b>\$76,112.68</b>	<b>\$69,948.88</b>		<b>\$4,985,584.87</b>





**General Fund (10)**

2611 Supervision of Operation and Maintenance of Plant Services – Head of Component	<u>Elementary</u>	<u>Secondary</u>	<u>Federal</u>	<u>Total</u>
<b>100 Personnel Services – Salaries</b>				
100 Personnel Services – Salaries				190,623.24
<b>Total Personnel Services – Salaries</b>				<b>\$190,623.24</b>
<b>200 Personnel Services – Employee Benefits</b>				
210 Group Insurance – Contracted Provider				47,960.60
220 Social Security Contributions				14,363.38
230 PSERS Retirement Contributions				61,766.15
291 Other Retirement Plans				500.00
<b>Total Personnel Services – Employee Benefits</b>				<b>\$124,590.13</b>
<b>400 Purchased Property Services</b>				
440 Rentals				1,257.00
<b>Total Purchased Property Services</b>				<b>\$1,257.00</b>
<b>500 Other Purchased Services</b>				
529 Other Insurance				1,320.00
530 Communications				47.42
541 Advertising Related to Federal Grant Awards				1,750.17
<b>Total Other Purchased Services</b>				<b>\$3,117.59</b>
<b>600 Supplies</b>				
610 General Supplies	3,629.33	3,335.41		6,964.74
<b>Total Supplies</b>	<b>\$3,629.33</b>	<b>\$3,335.41</b>		<b>\$6,964.74</b>
<b>800 Other Objects</b>				
810 Dues and Fees				840.00
<b>Total Other Objects</b>				<b>\$840.00</b>
<b>Total 2611 Supervision of Operation and Maintenance of Plant Services – Head of Component</b>	<b>\$3,629.33</b>	<b>\$3,335.41</b>		<b>\$327,392.70</b>

**General Fund (10)**

**2620 Operation of Buildings Services**

	<u>Elementary</u>	<u>Secondary</u>	<u>Federal</u>	<u>Total</u>
<b>100 Personnel Services – Salaries</b>				
100 Personnel Services – Salaries				501,552.81
<b>Total Personnel Services – Salaries</b>				<b>\$501,552.81</b>
<b>200 Personnel Services – Employee Benefits</b>				
210 Group Insurance – Contracted Provider				165,296.30
220 Social Security Contributions				39,607.79
230 PSERS Retirement Contributions				174,536.28
291 Other Retirement Plans				579.95
<b>Total Personnel Services – Employee Benefits</b>				<b>\$380,020.32</b>
<b>300 Purchased Professional and Technical Services</b>				
340 Technical Services				3,023.50
<b>Total Purchased Professional and Technical Services</b>				<b>\$3,023.50</b>
<b>400 Purchased Property Services</b>				
410 Cleaning Services				865,459.30
420 Utility Services				246,257.34
430 Repairs and Maintenance Services				8,700.00
440 Rentals				14,428.80
460 Extermination Services				6,192.00
<b>Total Purchased Property Services</b>				<b>\$1,141,037.44</b>
<b>500 Other Purchased Services</b>				
523 General Property and Liability Insurance				187,199.50
<b>Total Other Purchased Services</b>				<b>\$187,199.50</b>
<b>600 Supplies</b>				
610 General Supplies	6,839.58	6,285.69		13,125.27
620 Energy				551,247.84
<b>Total Supplies</b>	<b>\$6,839.58</b>	<b>\$6,285.69</b>		<b>\$564,373.11</b>
<b>800 Other Objects</b>				
810 Dues and Fees				3,424.10
<b>Total Other Objects</b>				<b>\$3,424.10</b>
<b>Total 2620 Operation of Buildings Services</b>	<b>\$6,839.58</b>	<b>\$6,285.69</b>		<b>\$2,780,630.78</b>

General Fund (10)

	<u>Elementary</u>	<u>Secondary</u>	<u>Federal</u>	<u>Total</u>
<b>2630 Care and Upkeep of Grounds Services</b>				
<b>100 Personnel Services – Salaries</b>				
100 Personnel Services – Salaries				63,778.19
<b>Total Personnel Services – Salaries</b>				<b>\$63,778.19</b>
<b>200 Personnel Services – Employee Benefits</b>				
210 Group Insurance – Contracted Provider				24,389.73
220 Social Security Contributions				4,660.85
230 PSERS Retirement Contributions				20,121.16
<b>Total Personnel Services – Employee Benefits</b>				<b>\$49,171.74</b>
<b>400 Purchased Property Services</b>				
410 Cleaning Services				114,512.75
430 Repairs and Maintenance Services				13,459.13
<b>Total Purchased Property Services</b>				<b>\$127,971.88</b>
<b>500 Other Purchased Services</b>				
580 Travel				13.40
<b>Total Other Purchased Services</b>				<b>\$13.40</b>
<b>600 Supplies</b>				
610 General Supplies	13,946.49	12,817.07		26,763.56
<b>Total Supplies</b>	<b>\$13,946.49</b>	<b>\$12,817.07</b>		<b>\$26,763.56</b>
<b>Total 2630 Care and Upkeep of Grounds Services</b>	<b>\$13,946.49</b>	<b>\$12,817.07</b>		<b>\$267,698.77</b>

**General Fund (10)**

	<u>Elementary</u>	<u>Secondary</u>	<u>Federal</u>	<u>Total</u>
<b>2640 Care and Upkeep of Equipment Services</b>				
<b>100 Personnel Services – Salaries</b>				
100 Personnel Services – Salaries				280,035.02
<b>Total Personnel Services – Salaries</b>				<b>\$280,035.02</b>
<b>200 Personnel Services – Employee Benefits</b>				
210 Group Insurance – Contracted Provider				95,761.90
220 Social Security Contributions				20,546.22
230 PSERS Retirement Contributions				91,208.74
291 Other Retirement Plans				85.00
<b>Total Personnel Services – Employee Benefits</b>				<b>\$207,601.86</b>
<b>300 Purchased Professional and Technical Services</b>				
330 Other Professional Services				95,903.16
<b>Total Purchased Professional and Technical Services</b>				<b>\$95,903.16</b>
<b>400 Purchased Property Services</b>				
430 Repairs and Maintenance Services				263,623.39
440 Rentals				4,177.98
<b>Total Purchased Property Services</b>				<b>\$267,801.37</b>
<b>600 Supplies</b>				
610 General Supplies	49,625.96	45,607.12		95,233.08
<b>Total Supplies</b>	<b>\$49,625.96</b>	<b>\$45,607.12</b>		<b>\$95,233.08</b>
<b>700 Property</b>				
762 Capitalized Equipment - Replacement				119,055.54
<b>Total Property</b>				<b>\$119,055.54</b>
<b>Total 2640 Care and Upkeep of Equipment Services</b>	<b>\$49,625.96</b>	<b>\$45,607.12</b>		<b>\$1,065,630.03</b>

General Fund (10)

	<u>Elementary</u>	<u>Secondary</u>	<u>Federal</u>	<u>Total</u>
<b>2650 Vehicle Operation and Maintenance Services (Other Than Student Transportation Vehicles)</b>				
<b>400 <u>Purchased Property Services</u></b>				
430 Repairs and Maintenance Services				6,686.56
<b>Total Purchased Property Services</b>				<b>\$6,686.56</b>
<b>600 <u>Supplies</u></b>				
610 General Supplies	705.39	648.27		1,353.66
<b>Total Supplies</b>	<b>\$705.39</b>	<b>\$648.27</b>		<b>\$1,353.66</b>
<b>Total 2650 Vehicle Operation and Maintenance Services (Other Than Student Transportation Vehicles)</b>	<b>\$705.39</b>	<b>\$648.27</b>		<b>\$8,040.22</b>

General Fund (10)

2660 Safety and Security Services

Elementary

Secondary

Federal

Total

300 Purchased Professional and Technical Services

350 Security / Safety Services

33,571.92

**Total Purchased Professional and Technical Services**

**\$33,571.92**

600 Supplies

610 General Supplies

1,365.93

1,255.32

2,621.25

**Total Supplies**

**\$1,365.93**

**\$1,255.32**

**\$2,621.25**

700 Property

762 Capitalized Equipment - Replacement

499,999.20

**Total Property**

**\$499,999.20**

**Total 2660 Safety and Security Services**

**\$1,365.93**

**\$1,255.32**

**\$536,192.37**

General Fund (10)

	<u>Elementary</u>	<u>Secondary</u>	<u>Federal</u>	<u>Total</u>
<b>2700 Student Transportation Services</b>				
<b>100 Personnel Services – Salaries</b>				
100 Personnel Services – Salaries				1,594,686.58
<b>Total Personnel Services – Salaries</b>				<b>\$1,594,686.58</b>
<b>200 Personnel Services – Employee Benefits</b>				
210 Group Insurance – Contracted Provider				653,534.77
220 Social Security Contributions				116,203.11
230 PSERS Retirement Contributions				506,123.65
291 Other Retirement Plans				465.97
<b>Total Personnel Services – Employee Benefits</b>				<b>\$1,276,327.50</b>
<b>300 Purchased Professional and Technical Services</b>				
330 Other Professional Services				13,921.36
340 Technical Services				2,835.95
<b>Total Purchased Professional and Technical Services</b>				<b>\$16,757.31</b>
<b>400 Purchased Property Services</b>				
430 Repairs and Maintenance Services				17,388.05
440 Rentals				379,335.15
490 Other Purchased Property Services				275.00
<b>Total Purchased Property Services</b>				<b>\$396,998.20</b>
<b>500 Other Purchased Services</b>				
513 Contracted Carriers				1,380.00
516 Student Transportation Services From the IU				35,108.71
522 Automotive Liability Insurance				74,393.00
530 Communications				270.47
580 Travel				3,264.83
<b>Total Other Purchased Services</b>				<b>\$114,417.01</b>
<b>600 Supplies</b>				
610 General Supplies				10,209.86
620 Energy				165,326.35
<b>Total Supplies</b>				<b>\$175,536.21</b>
<b>700 Property</b>				
762 Capitalized Equipment - Replacement				4,224.05
<b>Total Property</b>				<b>\$4,224.05</b>
<b>800 Other Objects</b>				
810 Dues and Fees				9,116.00
<b>Total Other Objects</b>				<b>\$9,116.00</b>
<b>Total 2700 Student Transportation Services</b>				<b>\$3,588,062.86</b>



General Fund (10)

2720 Vehicle Operation Services

Elementary

Secondary

Federal

Total

100 Personnel Services – Salaries

100 Personnel Services – Salaries

908,971.35

**Total Personnel Services – Salaries**

**\$908,971.35**

200 Personnel Services – Employee Benefits

210 Group Insurance – Contracted Provider

372,514.82

220 Social Security Contributions

66,235.77

230 PSERS Retirement Contributions

288,490.48

291 Other Retirement Plans

265.60

**Total Personnel Services – Employee Benefits**

**\$727,506.67**

300 Purchased Professional and Technical Services

330 Other Professional Services

7,935.18

340 Technical Services

1,616.49

**Total Purchased Professional and Technical Services**

**\$9,551.67**

400 Purchased Property Services

430 Repairs and Maintenance Services

1,325.25

440 Rentals

216,221.04

**Total Purchased Property Services**

**\$217,546.29**

500 Other Purchased Services

513 Contracted Carriers

1,380.00

516 Student Transportation Services From the IU

35,108.71

522 Automotive Liability Insurance

42,404.01

530 Communications

154.17

580 Travel

1,860.95

**Total Other Purchased Services**

**\$80,907.84**

600 Supplies

610 General Supplies

5,000.99

620 Energy

94,236.02

**Total Supplies**

**\$99,237.01**

700 Property

762 Capitalized Equipment - Replacement

2,407.71

**Total Property**

**\$2,407.71**

800 Other Objects

810 Dues and Fees

5,196.12

**Total Other Objects**

**\$5,196.12**

**Total 2720 Vehicle Operation Services**

**\$2,051,324.66**

LEA : 125239603 Wallingford-Swarthmore SD

Printed 11/6/2018 11:44:01 AM

**General Fund (10)**

**2740 Vehicle Servicing and Maintenance Services**

Elementary

Secondary

Federal

Total

**400 Purchased Property Services**

430 Repairs and Maintenance Services

15,063.05

490 Other Purchased Property Services

275.00

**Total Purchased Property Services**

**\$15,338.05**

**600 Supplies**

610 General Supplies

1,436.20

**Total Supplies**

**\$1,436.20**

**Total 2740 Vehicle Servicing and Maintenance Services**

**\$16,774.25**

General Fund (10)

	<u>Elementary</u>	<u>Secondary</u>	<u>Federal</u>	<u>Total</u>
<b>2750 Nonpublic Transportation</b>				
<b>100 Personnel Services – Salaries</b>				
100 Personnel Services – Salaries				685,715.23
<b>Total Personnel Services – Salaries</b>				<b>\$685,715.23</b>
<b>200 Personnel Services – Employee Benefits</b>				
210 Group Insurance – Contracted Provider				281,019.95
220 Social Security Contributions				49,967.34
230 PSERS Retirement Contributions				217,633.17
291 Other Retirement Plans				200.37
<b>Total Personnel Services – Employee Benefits</b>				<b>\$548,820.83</b>
<b>300 Purchased Professional and Technical Services</b>				
330 Other Professional Services				5,986.18
340 Technical Services				1,219.46
<b>Total Purchased Professional and Technical Services</b>				<b>\$7,205.64</b>
<b>400 Purchased Property Services</b>				
430 Repairs and Maintenance Services				999.75
440 Rentals				163,114.11
<b>Total Purchased Property Services</b>				<b>\$164,113.86</b>
<b>500 Other Purchased Services</b>				
522 Automotive Liability Insurance				31,988.99
530 Communications				116.30
580 Travel				1,403.88
<b>Total Other Purchased Services</b>				<b>\$33,509.17</b>
<b>600 Supplies</b>				
610 General Supplies				3,772.67
620 Energy				71,090.33
<b>Total Supplies</b>				<b>\$74,863.00</b>
<b>700 Property</b>				
762 Capitalized Equipment - Replacement				1,816.34
<b>Total Property</b>				<b>\$1,816.34</b>
<b>800 Other Objects</b>				
810 Dues and Fees				3,919.88
<b>Total Other Objects</b>				<b>\$3,919.88</b>
<b>Total 2750 Nonpublic Transportation</b>				<b>\$1,519,963.95</b>

General Fund (10)

2800 Support Services – Central

Elementary

Secondary

Federal

Total

100 Personnel Services – Salaries

100 Personnel Services – Salaries 486,647.18

**Total Personnel Services – Salaries \$486,647.18**

200 Personnel Services – Employee Benefits

210 Group Insurance – Contracted Provider 106,500.36

220 Social Security Contributions 35,428.33

230 PSERS Retirement Contributions 157,198.10

260 Workers' Compensation 238,330.00

291 Other Retirement Plans 1,812.63

**Total Personnel Services – Employee Benefits \$539,269.42**

300 Purchased Professional and Technical Services

330 Other Professional Services 9,880.28

340 Technical Services 77,987.70

**Total Purchased Professional and Technical Services \$87,867.98**

400 Purchased Property Services

430 Repairs and Maintenance Services 20,800.00

490 Other Purchased Property Services 5,440.40

**Total Purchased Property Services \$26,240.40**

500 Other Purchased Services

530 Communications 86,478.66

580 Travel 3,138.05

**Total Other Purchased Services \$89,616.71**

600 Supplies

610 General Supplies 224,504.93

630 Food 4,796.58

**Total Supplies \$229,301.51**

700 Property

762 Capitalized Equipment - Replacement 19,058.66

**Total Property \$19,058.66**

800 Other Objects

810 Dues and Fees 923.00

**Total Other Objects \$923.00**

**Total 2800 Support Services – Central \$1,478,924.86**

**General Fund (10)**

**2810 Planning, Research, Development and Evaluation Services**

Elementary                      Secondary                      Federal                      Total

<b>100 Personnel Services – Salaries</b>				
100 Personnel Services – Salaries				221,509.18
<b>Total Personnel Services – Salaries</b>				<b>\$221,509.18</b>
<b>200 Personnel Services – Employee Benefits</b>				
210 Group Insurance – Contracted Provider				30,214.56
220 Social Security Contributions				16,747.10
230 PSERS Retirement Contributions				70,842.70
291 Other Retirement Plans				645.19
<b>Total Personnel Services – Employee Benefits</b>				<b>\$118,449.55</b>
<b>300 Purchased Professional and Technical Services</b>				
340 Technical Services				77,987.70
<b>Total Purchased Professional and Technical Services</b>				<b>\$77,987.70</b>
<b>400 Purchased Property Services</b>				
430 Repairs and Maintenance Services				20,800.00
490 Other Purchased Property Services				5,440.40
<b>Total Purchased Property Services</b>				<b>\$26,240.40</b>
<b>500 Other Purchased Services</b>				
530 Communications				85,979.17
580 Travel				2,308.81
<b>Total Other Purchased Services</b>				<b>\$88,287.98</b>
<b>600 Supplies</b>				
610 General Supplies				174,345.67
<b>Total Supplies</b>				<b>\$174,345.67</b>
<b>700 Property</b>				
762 Capitalized Equipment - Replacement				19,058.66
<b>Total Property</b>				<b>\$19,058.66</b>
<b>800 Other Objects</b>				
810 Dues and Fees				228.00
<b>Total Other Objects</b>				<b>\$228.00</b>
<b>Total 2810 Planning, Research, Development and Evaluation Services</b>				<b>\$726,107.14</b>

General Fund (10)

2830 Staff Services

Elementary

Secondary

Federal

Total

100 Personnel Services – Salaries

100 Personnel Services – Salaries 265,138.00

**Total Personnel Services – Salaries \$265,138.00**

200 Personnel Services – Employee Benefits

210 Group Insurance – Contracted Provider 76,285.80

220 Social Security Contributions 18,681.23

230 PSERS Retirement Contributions 86,355.40

260 Workers' Compensation 238,330.00

291 Other Retirement Plans 1,167.44

**Total Personnel Services – Employee Benefits \$420,819.87**

300 Purchased Professional and Technical Services

330 Other Professional Services 9,880.28

**Total Purchased Professional and Technical Services \$9,880.28**

500 Other Purchased Services

530 Communications 499.49

580 Travel 829.24

**Total Other Purchased Services \$1,328.73**

600 Supplies

610 General Supplies 50,159.26

630 Food 4,796.58

**Total Supplies \$54,955.84**

800 Other Objects

810 Dues and Fees 695.00

**Total Other Objects \$695.00**

**Total 2830 Staff Services \$752,817.72**

**General Fund (10)**

**2831 Supervision of Staff Services**

Elementary                      Secondary                      Federal                      Total

<b>100</b>	<b><u>Personnel Services – Salaries</u></b>			
	100 Personnel Services – Salaries			265,138.00
<b>Total Personnel Services – Salaries</b>				<b>\$265,138.00</b>
<b>200</b>	<b><u>Personnel Services – Employee Benefits</u></b>			
	210 Group Insurance – Contracted Provider			76,285.80
	220 Social Security Contributions			18,681.23
	230 PSERS Retirement Contributions			86,355.40
	260 Workers' Compensation			238,330.00
	291 Other Retirement Plans			1,167.44
<b>Total Personnel Services – Employee Benefits</b>				<b>\$420,819.87</b>
<b>300</b>	<b><u>Purchased Professional and Technical Services</u></b>			
	330 Other Professional Services			9,880.28
<b>Total Purchased Professional and Technical Services</b>				<b>\$9,880.28</b>
<b>500</b>	<b><u>Other Purchased Services</u></b>			
	530 Communications			499.49
	580 Travel			829.24
<b>Total Other Purchased Services</b>				<b>\$1,328.73</b>
<b>600</b>	<b><u>Supplies</u></b>			
	610 General Supplies			50,159.26
	630 Food			4,796.58
<b>Total Supplies</b>				<b>\$54,955.84</b>
<b>800</b>	<b><u>Other Objects</u></b>			
	810 Dues and Fees			695.00
<b>Total Other Objects</b>				<b>\$695.00</b>
<b>Total 2831 Supervision of Staff Services</b>				<b>\$752,817.72</b>

General Fund (10)

2900 Other Support Services

Elementary

Secondary

Federal

Total

500 Other Purchased Services

595 IU Payments By Withholding

48,680.77

**Total Other Purchased Services**

**\$48,680.77**

**Total 2900 Other Support Services**

**\$48,680.77**



General Fund (10)

2910 Support Services Not Listed Elsewhere In the 2000 Series

Elementary

Secondary

Federal

Total

500 Other Purchased Services

595 IU Payments By Withholding

48,680.77

**Total Other Purchased Services**

**\$48,680.77**

**Total 2910 Support Services Not Listed Elsewhere In the 2000 Series**

**\$48,680.77**

General Fund (10)

<b>3000 Operation of Non-Instructional Services</b>	<b><u>Total</u></b>
<b>100 Personnel Services – Salaries</b>	
100 Personnel Services – Salaries	895,976.98
<b>Total Personnel Services – Salaries</b>	<b>\$895,976.98</b>
<b>200 Personnel Services – Employee Benefits</b>	
210 Group Insurance – Contracted Provider	17,945.94
220 Social Security Contributions	67,851.32
230 PSERS Retirement Contributions	266,968.09
<b>Total Personnel Services – Employee Benefits</b>	<b>\$352,765.35</b>
<b>300 Purchased Professional and Technical Services</b>	
330 Other Professional Services	98,002.62
350 Security / Safety Services	2,293.00
390 Other Purchased Professional and Technical Services	7,196.75
<b>Total Purchased Professional and Technical Services</b>	<b>\$107,492.37</b>
<b>400 Purchased Property Services</b>	
430 Repairs and Maintenance Services	19,097.40
440 Rentals	8,750.00
<b>Total Purchased Property Services</b>	<b>\$27,847.40</b>
<b>500 Other Purchased Services</b>	
510 Student Transportation Services	650.00
520 Insurance – General	30,111.00
550 Printing and Binding	3,055.50
580 Travel	14,379.32
591 Services Purchased Locally	25,709.73
<b>Total Other Purchased Services</b>	<b>\$73,905.55</b>
<b>600 Supplies</b>	
610 General Supplies	76,137.80
650 Supplies & Fees – Technology Related	8,702.00
<b>Total Supplies</b>	<b>\$84,839.80</b>
<b>700 Property</b>	
762 Capitalized Equipment - Replacement	192,392.53
<b>Total Property</b>	<b>\$192,392.53</b>
<b>800 Other Objects</b>	
810 Dues and Fees	33,774.25
<b>Total Other Objects</b>	<b>\$33,774.25</b>
<b>Total 3000 Operation of Non-Instructional Services</b>	<b>\$1,768,994.23</b>

**General Fund (10)**

	<u>Elementary</u>	<u>Secondary</u>	<u>Federal</u>	<u>Total</u>
<b>3200 Student Activities</b>				
<b>100 Personnel Services – Salaries</b>				
100 Personnel Services – Salaries				895,976.98
<b>Total Personnel Services – Salaries</b>				<b>\$895,976.98</b>
<b>200 Personnel Services – Employee Benefits</b>				
210 Group Insurance – Contracted Provider				17,945.94
220 Social Security Contributions				67,851.32
230 PSERS Retirement Contributions				266,968.09
<b>Total Personnel Services – Employee Benefits</b>				<b>\$352,765.35</b>
<b>300 Purchased Professional and Technical Services</b>				
330 Other Professional Services				98,002.62
350 Security / Safety Services				2,293.00
390 Other Purchased Professional and Technical Services				7,196.75
<b>Total Purchased Professional and Technical Services</b>				<b>\$107,492.37</b>
<b>400 Purchased Property Services</b>				
430 Repairs and Maintenance Services				19,097.40
440 Rentals				8,750.00
<b>Total Purchased Property Services</b>				<b>\$27,847.40</b>
<b>500 Other Purchased Services</b>				
510 Student Transportation Services				650.00
520 Insurance – General				30,111.00
550 Printing and Binding				3,055.50
580 Travel				14,379.32
591 Services Purchased Locally				25,709.73
<b>Total Other Purchased Services</b>				<b>\$73,905.55</b>
<b>600 Supplies</b>				
610 General Supplies				76,137.80
650 Supplies & Fees – Technology Related				8,702.00
<b>Total Supplies</b>				<b>\$84,839.80</b>
<b>700 Property</b>				
762 Capitalized Equipment - Replacement				192,392.53
<b>Total Property</b>				<b>\$192,392.53</b>
<b>800 Other Objects</b>				
810 Dues and Fees				33,774.25
<b>Total Other Objects</b>				<b>\$33,774.25</b>
<b>Total 3200 Student Activities</b>				<b>\$1,768,994.23</b>

**General Fund (10)**

**5000 Other Expenditures and Financing Uses**

**Total**

**800 Other Objects**

830 Interest 1,724,331.79

**Total Other Objects \$1,724,331.79**

**900 Other Uses of Funds**

910 Redemption of Principal 5,382,000.00

930 Fund Transfers 19,228.64

932 Capital Reserve Fund Transfers Applicable To Fund 32 1,400,000.00

**Total Other Uses of Funds \$6,801,228.64**

**Total 5000 Other Expenditures and Financing Uses \$8,525,560.43**

General Fund (10)

5100 Debt Service / Other Expenditures and Financing Uses

Elementary

Secondary

Federal

Total

800 Other Objects

830 Interest

1,724,331.79

**Total Other Objects**

**\$1,724,331.79**

900 Other Uses of Funds

910 Redemption of Principal

5,382,000.00

**Total Other Uses of Funds**

**\$5,382,000.00**

**Total 5100 Debt Service / Other Expenditures and Financing Uses**

**\$7,106,331.79**

LEA : 125239603 Wallingford-Swarthmore SD

Printed 11/6/2018 11:44:07 AM

General Fund (10)

5110 Debt Service

Elementary

Secondary

Federal

Total

800 Other Objects

830 Interest

1,724,331.79

**Total Other Objects**

**\$1,724,331.79**

900 Other Uses of Funds

910 Redemption of Principal

5,382,000.00

**Total Other Uses of Funds**

**\$5,382,000.00**

**Total 5110 Debt Service**

**\$7,106,331.79**

LEA : 125239603 Wallingford-Swarthmore SD

Printed 11/6/2018 11:44:07 AM

General Fund (10)

5200 Interfund Transfers – Out

Elementary

Secondary

Federal

Total

900 Other Uses of Funds

930 Fund Transfers

19,228.64

932 Capital Reserve Fund Transfers Applicable To Fund 32

1,400,000.00

**Total Other Uses of Funds**

**\$1,419,228.64**

**Total 5200 Interfund Transfers – Out**

**\$1,419,228.64**

General Fund (10)

5230 Capital Projects Fund Transfers

Elementary

Secondary

Federal

Total

900 Other Uses of Funds

932 Capital Reserve Fund Transfers Applicable To Fund 32

1,400,000.00

**Total Other Uses of Funds**

**\$1,400,000.00**

**Total 5230 Capital Projects Fund Transfers**

**\$1,400,000.00**



General Fund (10)

5250 Enterprise Fund Transfers

Elementary

Secondary

Federal

Total

900 Other Uses of Funds

930 Fund Transfers

19,228.64

**Total Other Uses of Funds**

**\$19,228.64**

**Total 5250 Enterprise Fund Transfers**

**\$19,228.64**

LEA : 125239603 Wallingford-Swarthmore SD

Printed 11/6/2018 11:44:06 AM

**Capital Reserve Fund - § 1431 (32)**

**4000 Facilities Acquisition, Construction and Improvement Services**

**Total**

**400 Purchased Property Services**

450 Construction Services

211,620.36

**Total Purchased Property Services**

**\$211,620.36**

**Total 4000 Facilities Acquisition, Construction and Improvement Services**

**\$211,620.36**

LEA : 125239603 Wallingford-Swarthmore SD

Printed 11/6/2018 11:44:06 AM

Capital Reserve Fund - § 1431 (32)

4600 Existing Building Improvement Services

Elementary

Secondary

Federal

Total

400 Purchased Property Services

450 Construction Services

211,620.36

**Total Purchased Property Services**

**\$211,620.36**

**Total 4600 Existing Building Improvement Services**

**\$211,620.36**

LEA : 125239603 Wallingford-Swarthmore SD

Printed 11/6/2018 11:44:08 AM

Capital Reserve Fund - § 1431 (32)

5000 Other Expenditures and Financing Uses

Total

900 Other Uses of Funds

910 Redemption of Principal

200,000.00

**Total Other Uses of Funds**

**\$200,000.00**

**Total 5000 Other Expenditures and Financing Uses**

**\$200,000.00**

LEA : 125239603 Wallingford-Swarthmore SD

Printed 11/6/2018 11:44:08 AM

Capital Reserve Fund - § 1431 (32)

5100 Debt Service / Other Expenditures and Financing Uses

Elementary

Secondary

Federal

Total

900 Other Uses of Funds

910 Redemption of Principal

200,000.00

**Total Other Uses of Funds**

**\$200,000.00**

**Total 5100 Debt Service / Other Expenditures and Financing Uses**

**\$200,000.00**

LEA : 125239603 Wallingford-Swarthmore SD

Printed 11/6/2018 11:44:08 AM

Capital Reserve Fund - § 1431 (32)

5110 Debt Service

Elementary

Secondary

Federal

Total

900 Other Uses of Funds

910 Redemption of Principal

200,000.00

**Total Other Uses of Funds**

**\$200,000.00**

**Total 5110 Debt Service**

**\$200,000.00**

LEA : 125239603 Wallingford-Swarthmore SD

Printed 11/6/2018 11:43:59 AM

**Other Capital Projects Fund (39)**

<b>1000 Instruction</b>	<u><b>Total</b></u>
<b>400 <u>Purchased Property Services</u></b>	
440 Rentals	310,996.00
<b>Total Purchased Property Services</b>	<b>\$310,996.00</b>
<b>Total 1000 Instruction</b>	<b>\$310,996.00</b>

LEA : 125239603 Wallingford-Swarthmore SD

Printed 11/6/2018 11:43:59 AM

Other Capital Projects Fund (39)

1100 Regular Programs – Elementary / Secondary

400 Purchased Property Services

440 Rentals

Total Purchased Property Services

Total 1100 Regular Programs – Elementary / Secondary

Elementary

Secondary

Federal

Total

162,060.00

148,936.00

310,996.00

\$162,060.00

\$148,936.00

\$310,996.00

\$162,060.00

\$148,936.00

\$310,996.00



LEA : 125239603 Wallingford-Swarthmore SD

Printed 11/6/2018 11:43:59 AM

Other Capital Projects Fund (39)

1110 Regular Programs

400 Purchased Property Services

440 Rentals

Total Purchased Property Services

Total 1110 Regular Programs

	<u>Elementary</u>	<u>Secondary</u>	<u>Federal</u>	<u>Total</u>
440 Rentals	162,060.00	148,936.00		310,996.00
<b>Total Purchased Property Services</b>	<b>\$162,060.00</b>	<b>\$148,936.00</b>		<b>\$310,996.00</b>
<b>Total 1110 Regular Programs</b>	<b>\$162,060.00</b>	<b>\$148,936.00</b>		<b>\$310,996.00</b>

**Other Capital Projects Fund (39)**

**2000 Support Services**

**800 Other Objects**

810 Dues and Fees

233,500.65

**Total Other Objects**

**\$233,500.65**

**Total 2000 Support Services**

**\$233,500.65**

LEA : 125239603 Wallingford-Swarthmore SD

Printed 11/6/2018 11:44:04 AM

Other Capital Projects Fund (39)

2300 Support Services – Administration

Elementary

Secondary

Federal

Total

800 Other Objects

810 Dues and Fees

233,500.65

**Total Other Objects**

**\$233,500.65**

**Total 2300 Support Services – Administration**

**\$233,500.65**

LEA : 125239603 Wallingford-Swarthmore SD

Printed 11/6/2018 11:44:04 AM

Other Capital Projects Fund (39)

2390 Other Administration Services

Elementary

Secondary

Federal

Total

800 Other Objects

810 Dues and Fees

233,500.65

**Total Other Objects**

**\$233,500.65**

**Total 2390 Other Administration Services**

**\$233,500.65**

**Other Capital Projects Fund (39)**

**5000 Other Expenditures and Financing Uses**

**Total**

**800 Other Objects**

830 Interest 381,499.35

**Total Other Objects \$381,499.35**

**900 Other Uses of Funds**

910 Redemption of Principal 25,030,000.00

**Total Other Uses of Funds \$25,030,000.00**

**Total 5000 Other Expenditures and Financing Uses \$25,411,499.35**

Other Capital Projects Fund (39)

5100 Debt Service / Other Expenditures and Financing Uses

Elementary

Secondary

Federal

Total

800 Other Objects

830 Interest

381,499.35

**Total Other Objects**

**\$381,499.35**

900 Other Uses of Funds

910 Redemption of Principal

25,030,000.00

**Total Other Uses of Funds**

**\$25,030,000.00**

**Total 5100 Debt Service / Other Expenditures and Financing Uses**

**\$25,411,499.35**

Other Capital Projects Fund (39)

5120 Debt Service – Refunded Bonds

Elementary

Secondary

Federal

Total

800 Other Objects

830 Interest

381,499.35

**Total Other Objects**

**\$381,499.35**

900 Other Uses of Funds

910 Redemption of Principal

25,030,000.00

**Total Other Uses of Funds**

**\$25,030,000.00**

**Total 5120 Debt Service – Refunded Bonds**

**\$25,411,499.35**

	<u>General Fund(10)</u>	<u>Public Purpose Trust(27)</u>	<u>Other Compt Approved (28)</u>	<u>Athletic / Activity(29)</u>	<u>Capital Reserve (690, 1850)(31)</u>
<b>1000 Instruction</b>					
1100 Regular Programs - Elementary / Secondary	32,778,443.36				
1200 Special Programs - Elementary / Secondary	12,832,219.98				
1300 Vocational Education	336,843.00				
1400 Other Instructional Programs - Elementary / Secondary	144,158.96				
1500 Nonpublic School Programs	3,641.00				
1600 Adult Education Programs	173,912.00				
<b>Total Instruction</b>	<b>\$46,269,218.30</b>				
<b>2000 Support Services</b>					
2100 Support Services - Students	2,767,578.10				
2200 Support Services - Instructional Staff	2,412,905.74				
2300 Support Services - Administration	4,674,846.64				
2400 Support Services - Pupil Health	884,942.55				
2500 Support Services - Business	896,285.87				
2600 Operation and Maintenance of Plant Services	4,985,584.87				
2700 Student Transportation Services	3,588,062.86				
2800 Support Services - Central	1,478,924.86				
2900 Other Support Services	48,680.77				
<b>Total Support Services</b>	<b>\$21,737,812.26</b>				
<b>3000 Operation of Non-Instructional Services</b>					
3200 Student Activities	1,768,994.23				
<b>Total Operation of Non-Instructional Services</b>	<b>\$1,768,994.23</b>				
<b>4000 Facilities Acquisition, Construction and Improvement Services</b>					
4600 Existing Building Improvement Services					
<b>Total Facilities Acquisition, Construction and Improvement Services</b>					
<b>5000 Other Expenditures and Financing Uses</b>					
5100 Debt Service / Other Expenditures and Financing Uses	7,106,331.79				
5200 Interfund Transfers - Out	1,419,228.64				
<b>Total Other Expenditures and Financing Uses</b>	<b>\$8,525,560.43</b>				
<b>TOTAL ACTUAL EXPENDITURES &amp; OTHER FINANCING USES</b>	<b>\$78,301,585.22</b>				



	<u>Capital Reserve (1431)(32)</u>	<u>Other Capital Projects Fund(39)</u>	<u>Debt Service(40)</u>	<u>Permanent(90)</u>	<u>Total</u>
<b>1000 Instruction</b>					
1100 Regular Programs - Elementary / Secondary		310,996.00			33,089,439.36
1200 Special Programs - Elementary / Secondary					12,832,219.98
1300 Vocational Education					336,843.00
1400 Other Instructional Programs - Elementary / Secondary					144,158.96
1500 Nonpublic School Programs					3,641.00
1600 Adult Education Programs					173,912.00
<b>Total Instruction</b>		<b>\$310,996.00</b>			<b>\$46,580,214.30</b>
<b>2000 Support Services</b>					
2100 Support Services - Students					2,767,578.10
2200 Support Services - Instructional Staff					2,412,905.74
2300 Support Services - Administration		233,500.65			4,908,347.29
2400 Support Services - Pupil Health					884,942.55
2500 Support Services - Business					896,285.87
2600 Operation and Maintenance of Plant Services					4,985,584.87
2700 Student Transportation Services					3,588,062.86
2800 Support Services - Central					1,478,924.86
2900 Other Support Services					48,680.77
<b>Total Support Services</b>		<b>\$233,500.65</b>			<b>\$21,971,312.91</b>
<b>3000 Operation of Non-Instructional Services</b>					
3200 Student Activities					1,768,994.23
<b>Total Operation of Non-Instructional Services</b>					<b>\$1,768,994.23</b>
<b>4000 Facilities Acquisition, Construction and Improvement Services</b>					
4600 Existing Building Improvement Services	211,620.36				211,620.36
<b>Total Facilities Acquisition, Construction and Improvement Services</b>	<b>\$211,620.36</b>				<b>\$211,620.36</b>
<b>5000 Other Expenditures and Financing Uses</b>					
5100 Debt Service / Other Expenditures and Financing Uses	200,000.00	25,411,499.35			32,717,831.14
5200 Interfund Transfers - Out					1,419,228.64
<b>Total Other Expenditures and Financing Uses</b>	<b>\$200,000.00</b>	<b>\$25,411,499.35</b>			<b>\$34,137,059.78</b>
<b>TOTAL ACTUAL EXPENDITURES &amp; OTHER FINANCING USES</b>	<b>\$411,620.36</b>	<b>\$25,955,996.00</b>			<b>\$104,669,201.58</b>

**PSERS Salary Data (Salary Data should relate to the General Fund only)**

<b>Amount Description</b>	<b>Amount</b>
Total Salary Base for salaries subject to PSERS withholding	33,317,229.89
Total Federally Funded salaries subject to PSERS withholding	53,191.52
	<hr/>

**Title I Expenditure Data**

<b>Amount Description</b>	<b>Amount</b>
Expenditures Funded with Current Title I Funds	103,547.60
Expenditures Funded with Carry over Title I Funds	
<b>Total Title I Expenditure Data</b>	<hr/> <b>\$103,547.60</b> <hr/>

**Benefits for Staff Relative to Collective Bargaining Agreements**

	<b>OBJECT</b>	<b>COVERED</b>	<b>NOT COVERED</b>	<b>TOTAL</b>
<b>10 General Fund</b>	<b>No Self Insurance data to report</b>			
	<b>211 Medical Insurance</b>	5,787,273.61	330,351.77	6,117,625.38
	<b>212 Dental Insurance</b>	230,576.29	13,161.86	243,738.15
	<b>215 Eye Care Insurance</b>	3,657.33	208.77	3,866.10
	<b>216 Prescription Insurance</b>	1,345,102.44	76,781.75	1,421,884.19
	<b>271 Self-Insurance Medical Benefits</b>			
	<b>272 Self-Insurance Dental Benefits</b>			
	<b>275 Self-Insurance Eye Care Benefits</b>			
	<b>276 Self-Insurance Prescription Benefits</b>			
		<b>FUND TOTAL</b>	<b>\$7,366,609.67</b>	<b>\$420,504.15</b>
<b>50 Enterprise Fund</b>	<b>No Self Insurance data to report</b>			
	<b>211 Medical Insurance</b>			
	<b>212 Dental Insurance</b>			
	<b>215 Eye Care Insurance</b>			
	<b>216 Prescription Insurance</b>			
	<b>271 Self-Insurance Medical Benefits</b>			
	<b>272 Self-Insurance Dental Benefits</b>			
	<b>275 Self-Insurance Eye Care Benefits</b>			
	<b>276 Self-Insurance Prescription Benefits</b>			
		<b>FUND TOTAL</b>		
<b>60 Internal Service Fund</b>	<b>No Self Insurance data to report</b>			
	<b>211 Medical Insurance</b>			
	<b>212 Dental Insurance</b>			
	<b>215 Eye Care Insurance</b>			
	<b>216 Prescription Insurance</b>			
	<b>271 Self-Insurance Medical Benefits</b>			
	<b>272 Self-Insurance Dental Benefits</b>			
	<b>275 Self-Insurance Eye Care Benefits</b>			
	<b>276 Self-Insurance Prescription Benefits</b>			
		<b>FUND TOTAL</b>		
<b>Total of All Funds</b>		<b>\$7,366,609.67</b>	<b>\$420,504.15</b>	<b>\$7,787,113.82</b>

LEA : 125239603 Wallingford-Swarthmore SD

Printed 11/6/2018 11:44:19 AM

Function	Special Education (Prior Year)	Nonspecial Education (Prior Year)	Total (Prior Year)	Special Education (Current Year)	Nonspecial Education (Current Year)	Total (Current Year)
2120 Guidance Services	272,117.42	1,480,870.53	1,752,987.95	292,122.28	1,386,741.41	1,678,863.69
2140 Psychological Services	113,338.63	616,791.97	730,130.60	131,976.41	626,508.72	758,485.13
2150 Speech Pathology and Audiology Services						
2160 Social Work Services	20,380.86	110,913.21	131,294.07	28,305.18	134,368.29	162,673.47
2260 Instruction and Curriculum Development Services	521,221.18	521,221.18	1,042,442.36	545,803.37	425,567.97	971,371.34
2350 Legal and Accounting Services	80,879.33	105,256.70	186,136.03	34,342.05	140,683.67	175,025.72
2420 Medical Services	316,518.07		316,518.07	327,664.42		327,664.42
2440 Nursing Services	79,667.77	433,554.24	513,222.01	92,285.63	438,091.56	530,377.19
2700 Student Transportation Services	527,096.22	2,868,472.26	3,395,568.48	624,322.94	2,963,739.92	3,588,062.86
<b>Total</b>	<b>\$1,931,219.48</b>	<b>\$6,137,080.09</b>	<b>\$8,068,299.57</b>	<b>\$2,076,822.28</b>	<b>\$6,115,701.54</b>	<b>\$8,192,523.82</b>

(PRINCIPAL AMOUNTS ONLY)

**GOVERNMENTAL FUNDS/ ACTIVITIES**

	Short-Term Borrowing	General Obligation Bonds/Notes	Authority Building Obligations	Other Long-Term Debt	Other Post-Employment Benefits (OPEB)	Compensated Absences	Net Pension Liability	Total
1. Debt at Beginning of Fiscal Year		77,649,000.00		3,123,162.00	1,843,639.00	1,154,668.00	121,959,000.00	205,729,469.00
2. Additional Debt Incurred During Year		25,645,000.00		310,996.00	7,903,910.00		969,000.00	34,828,906.00
3. Retirements and Repayments		30,612,000.00		795,190.00	295,624.00	195,414.00		31,898,228.00
4. Debt at End of Fiscal Year		72,682,000.00		2,638,968.00	9,451,925.00	959,254.00	122,928,000.00	208,660,147.00
5. Accreted Interest at End Of Fiscal Year								
6. Total Debt and Accreted Interest		72,682,000.00		2,638,968.00	9,451,925.00	959,254.00	122,928,000.00	208,660,147.00
7. Current Portion P&I - Due within 1 year		7,419,297.71		788,735.00				8,208,032.71
8. Interest Paid during current fiscal year		1,724,331.79						1,724,331.79

(PRINCIPAL AMOUNTS ONLY)

**PROPRIETARY FUNDS**

- 1. Debt at Beginning of Fiscal Year
- 2. Additional Debt Incurred During Year
- 3. Retirements and Repayments
- 4. Debt at End of Fiscal Year
- 5. Accreted Interest at End Of Fiscal Year
- 6. Total Debt and Accreted Interest
- 7. Current Portion P&I - Due within 1 year
- 8. Interest Paid during current fiscal year

**Total Principal and Interest Payments Made by Your School - All Funds**

Function	Fund		Principal (910)	Principal (920)	Interest (830)	Total (Principal +Interest)	Misc Other Uses (990)
5110	10	General Fund	5,382,000.00		1,724,331.79	7,106,331.79	
5110	20	Special Revenue Funds					
5110	30	Capital Projects Funds	200,000.00			200,000.00	
5110	40	Debt Service Fund					
5110	90	Permanent Fund					
5120	10	General Fund					
5120	20	Special Revenue Funds					
5120	30	Capital Projects Funds	25,030,000.00		381,499.35	25,411,499.35	
5120	40	Debt Service Fund					
<b>Total Debt Payments - Governmental Funds</b>			<b>\$30,612,000.00</b>		<b>\$2,105,831.14</b>	<b>\$32,717,831.14</b>	

Function	Fund		Principal (910)	Principal (920)	Interest (830)	Total (Principal +Interest)
5110	50	Enterprise Fund				
5110	60	Internal Service Fund				
5120	50	Enterprise Fund				
5120	60	Internal Service Fund				
<b>Total Debt Payments - Proprietary Funds</b>						

**Debt Details**  
**Governmental Funds/ Activities**

Debt Category	Debt Issue Date (MM/YYYY)	Principal Amounts Only			Debt at End of Fiscal Year	Current Portion Due Within One Year (Principal and Interest)	Interest Paid During Fiscal Year
		Debt at Beginning of Fiscal Year	Additions	Reductions / Repayments			
General Obligation Bonds/Notes – CIB	11/2017		17,140,000.00	1,410,000.00	15,730,000.00	1,740,330.00	151,974.67
General Obligation Bonds/Notes – CIB	12/2017		8,505,000.00	545,000.00	7,960,000.00	761,264.00	67,997.48
General Obligation Bonds/Notes – CIB	05/2017	19,470,000.00		2,235,000.00	17,235,000.00	2,669,864.96	416,148.59
General Obligation Bonds/Notes – CIB	05/2016	9,970,000.00		5,000.00	9,965,000.00	239,177.50	234,945.82
General Obligation Bonds/Notes – CIB	06/2014	16,980,000.00		16,980,000.00			85,722.02
General Obligation Bonds/Notes – CIB	04/2013	8,720,000.00		425,000.00	8,295,000.00	683,563.75	259,938.76
General Obligation Bonds/Notes – CIB	03/2012	10,000,000.00			10,000,000.00	261,440.00	261,440.00
General Obligation Bonds/Notes – CIB	05/2012	3,625,000.00		695,000.00	2,930,000.00	774,537.50	80,387.50
General Obligation Bonds/Notes – CIB	08/2011	8,050,000.00		8,050,000.00			153,834.39
General Obligation Bonds/Notes – CIB	07/2004	834,000.00		267,000.00	567,000.00	289,120.00	11,942.56
Extended Term Financing Agreements		1,260,901.00	310,996.00	634,887.00	937,010.00	609,258.00	
Other Long Term Debt/Liabilities		1,862,261.00		160,303.00	1,701,958.00	179,477.00	
Compensated Absences		1,154,668.00		195,414.00	959,254.00		
Other Post-Employment Benefits (OPEB)		1,843,639.00	7,903,910.00	295,624.00	9,451,925.00		
Net Pension Liability		121,959,000.00	969,000.00		122,928,000.00		
<b>Totals for Debt Entered:</b>		<b>\$205,729,469.00</b>	<b>\$34,828,906.00</b>	<b>\$31,898,228.00</b>	<b>\$208,660,147.00</b>	<b>\$8,208,032.71</b>	<b>\$1,724,331.79</b>

**General Fund (10)**

**Section 1: Tuition/Purchased Services as Reported within Expenditure Detail**

	<b>Amount</b>
Tuition Reported in General Fund Expenditures 1000-560	2,943,813.41
Purchased Services in General Fund Expenditures 1000-594 and 1000-597	

<b>Section 1 Total</b>	<b>\$2,943,813.41</b>
------------------------	-----------------------

**Section 2: Tuition Paid to Institution Types During Fiscal Year**

	<b>Tuition Paid For Nonspecial Education</b>	<b>Tuition Paid For Special Education</b>	<b>Total</b>
1 1306 Institutions			
2 Institutionalized Children's Programs			
3 Juveniles Incarcerated in Adult Facilities			
4 Residential Treatment Facilities			
5 Other Local Education Agencies			
6 Brick and Mortar Charter Schools	19,072.88	42,147.40	61,220.28
7 Cyber Charter Schools	204,629.53	189,845.17	394,474.70
8 Career and Technology Centers	336,843.00		336,843.00
9 Approved Private Schools		1,900,112.13	1,900,112.13
10 PA Chartered Schools for the Deaf and Blind			
11 Private Residential Rehabilitative Institutions		27,206.37	27,206.37
12 Juvenile Detention Centers		13,485.25	13,485.25
13 Special Program Jointures			
14 Other Tuition Not Included Elsewhere In This Section	173,912.00	36,559.68	210,471.68
<b>Section 2 Total</b>	<b>\$734,457.41</b>	<b>\$2,209,356.00</b>	<b>\$2,943,813.41</b>



1 .	<u>Student Transportation Services for Educational Field Trips</u>	49,530.12
2 .	<u>Student Transportation Services for Student Activities</u>	88,905.35
3 .	<u>Rental of Vehicles for Student Transportation Services</u>	
4 .	<u>Capital Reserve Funds</u>	

Include only district-owned transportation expenditures paid from State or local money.  
 DO NOT include federal expenditures or payments to contract service providers.  
 Contracted transportation services should not be recorded on this schedule.