The background features a close-up, slightly blurred view of a pencil with a red and orange body, resting on a sheet of graph paper. The grid lines are visible, and some faint numbers like '19, 16, 17' are scattered across the paper. The overall color palette is warm and muted.

2021-2022 PROPOSED FINAL BUDGET PRESENTATION

Proposed Preliminary Budget

2020-2021 Revenue Projections



Category	20-21 Budget	20-21 Projection	Variance
Local	67,062,789	66,970,388	(92,400)
State	16,768,018	16,773,150	5,132
Federal	303,192	1,354,712	1,051,520
TOTAL	84,133,999	85,098,250	964,252

2020-2021 Expenditure Projections



Category	20-21 Budget	20-21 Projection	Variance
Salaries	36,554,109	36,894,327	340,218
Benefits	24,015,515	24,252,664	237,149
Purchased Services	14,880,386	14,141,733	(738,653)
Supplies & Equipment	2,943,797	3,730,423	786,626
Principal, Interest & Fees	8,433,184	8,272,475	(160,709)
Budgetary Reserve	400,000	0	(400,000)
Total	87,226,991	87,291,622	64,632

2020-2021 Fund Balance Projections

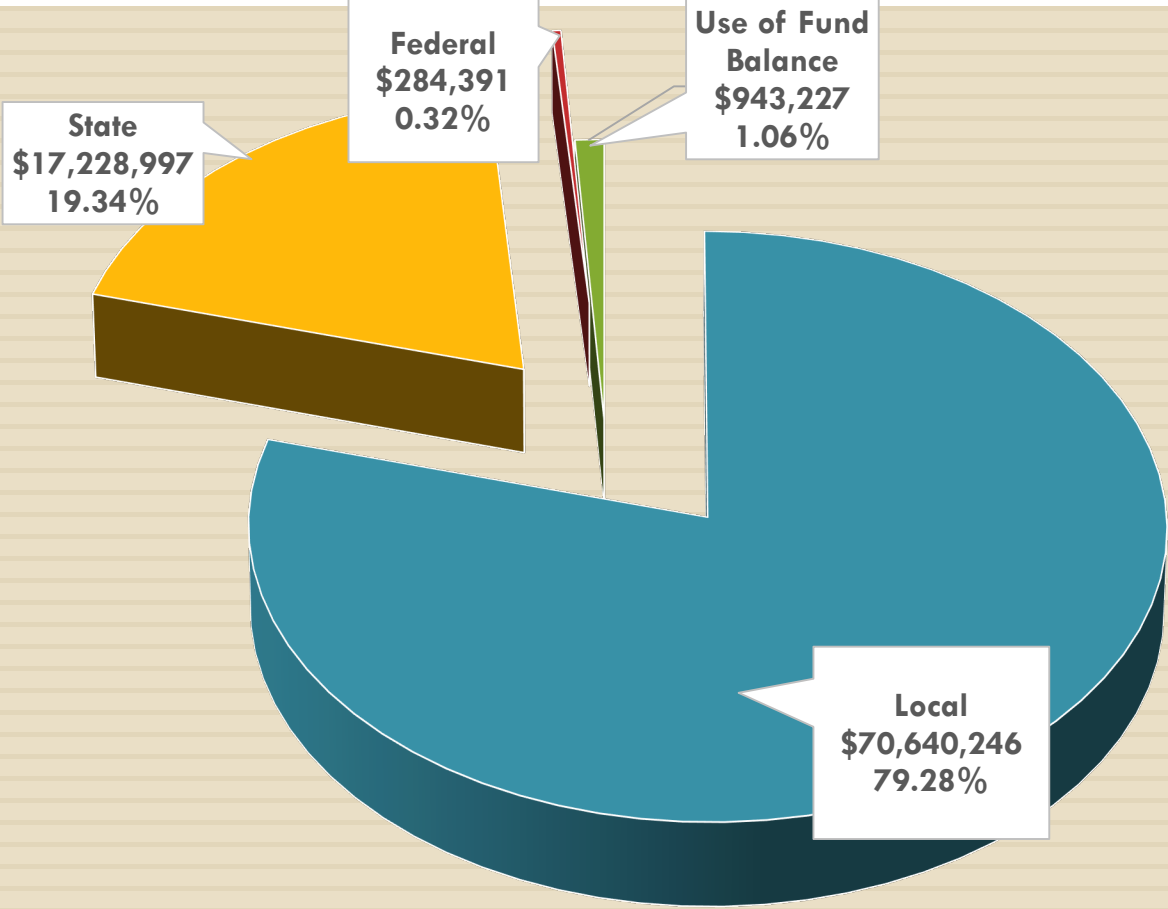


- Fund balance at end of 06/30/2020 8,530,253
- Budgeted deficit (3,092,991)
- Budgeted Fund Balance at 06/30/2021 5,437,262*

- Fund balance at end of 06/30/2020 8,530,253
- Projected deficit (2,193,372)
- Budgeted Fund Balance at 06/30/2021 6,336,882

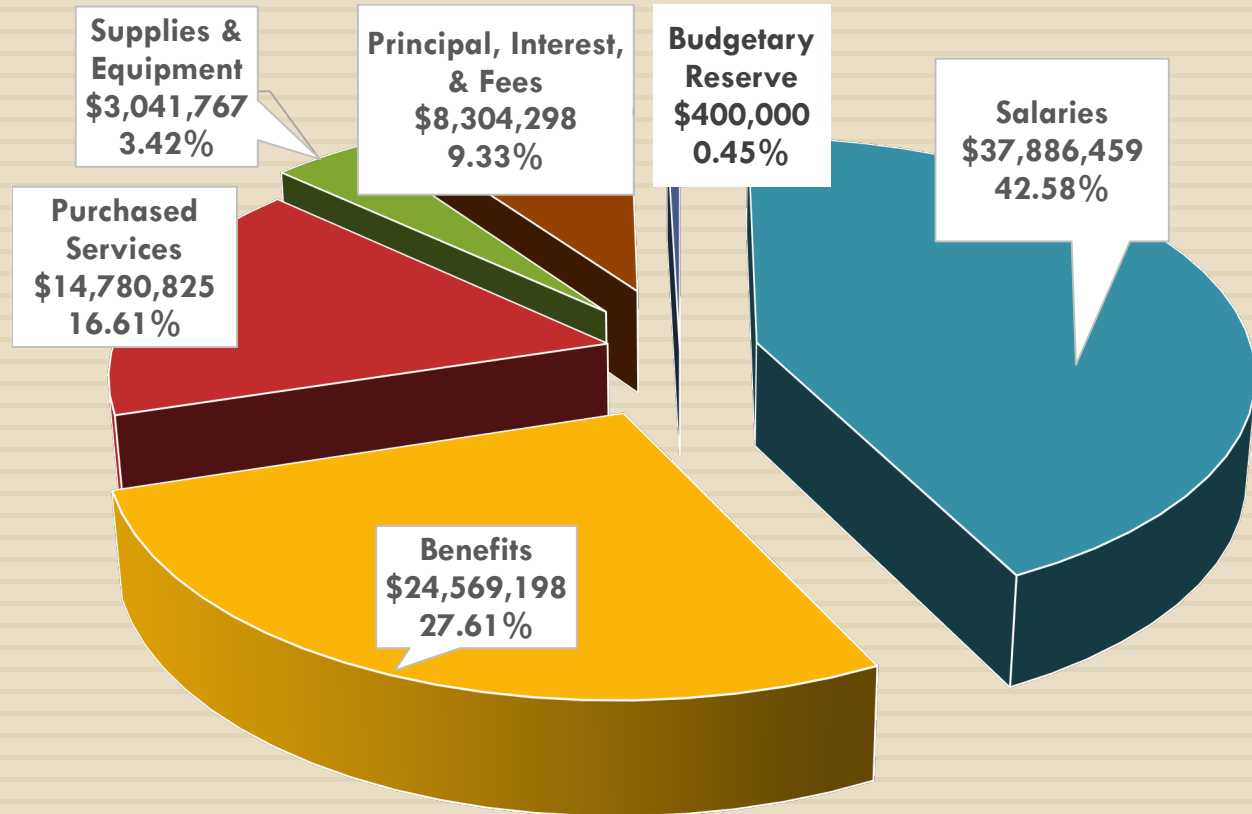
- Allowable Fund Balance 6,978,159
- (8% of \$87,226,990)

Revenues



Total - \$89,110,694

Expenditures (by Object)



Total - \$88,982,547

Fund Balance

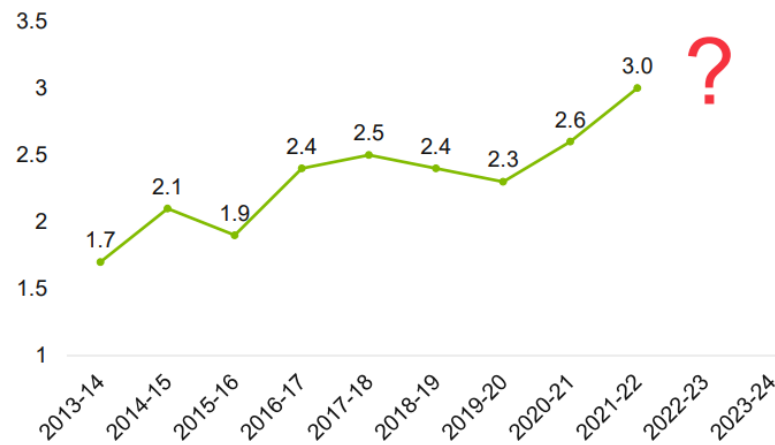


□ 2021-2022 start	\$6,336,882
□ Use of Fund Balance	<u>(\$921,302)</u>
□ Projected Fund Balance	
At end of 2021-22	<u>\$5,415,580*</u>

Act 1 of 2006



Act 1 Base Index



Act 1 Base Index

Maximum allowed property tax increase

Based on average of the percent increases in

- PA statewide average weekly wage and
- Federal employment cost index for schools

Reassessment



- Pre Countywide reassessment
 - Assessed value of district \$1,396,050,621
 - Millage Rate 48.3654
- Post Reassessment
 - Assessed value of district \$2,630,057,229
 - Millage Rate 25.6727
- Tax Increase included in Proposed Preliminary Budget – Act 1 plus the Special Education Exception
- Act 1 Index .6675 mills 2.6%
- Special Ed. Exception .4486 mills 1.7%
- Tax Increase above reset value 1.116 mills 4.3%

What's Next



- **May 17, 2021** **Finance Committee Meeting**
- **May 24, 2021** **Board action on Proposed Final Budget**
- **June 14, 2021** **Final Budget Presentation**
- **June 28, 2021** **Board action on Final Budget**

2021-2022 Proposed Preliminary Budget

- Questions
- Discussion

