

LEA Name : Wallingford-Swarthmore SD
Address : 200 S Providence Rd
Wallingford , PA 19086

County : Delaware
AUN Number : 125239603
LEA Type : SD

REVISED SUBMISSION

Annual Financial Report Accuracy Certification Statement

For Fiscal Year Ending
6/30/2015

Pennsylvania Department of Education

&

Office of Comptroller Operations

PDE-2056: Intermediate Unit

PDE-2057: School District, AVTS/CTC, Charter School,
and Special Program Jointure


CERTIFICATION: By signing this page I agree that the electronic data submitted is a complete and accurate statement of the financial operations and status of the local education agency for the fiscal year. It has been prepared in accordance with generally accepted accounting principles and established Commonwealth of PA reporting guidelines.



Chief School Administrator Signature

1-29-16

Date



Board Secretary Signature

1-29-16

Date

Mary Martin

Contact Person

mmartin2@wssd.org

Contact Person E-mail Address

(610)892-3470

Ext :1302

Contact Person Telephone Number

(610)892-3497

Contact Person Fax Number

Audit Certification
Annual Financial Report:
For Fiscal Year Ending **6/30/2015**
(Pursuant to PA School Code Section 218(b))

LEA Name : Wallingford-Swarthmore SD
AUN Number : 125239603
County : Delaware

REVISED SUBMISSION

Audit Certification Due: 12/31/2015

This certification is applicable to:

Indicate if the school audit was completed prior to submission of this form

**Orig. Annual Financial Report submitted to
Comptroller Operations:** _____
Date

Yes, audit has been completed

No, audit has not been completed


Annual Financial Report revisions submitted on: 1/29/2016
Date

Auditing Firm: BBD, LLP
1835 Market St, 26th Floor
Philadelphia, PA 19103


Auditor Contact Name: Carl Hogan
Auditor Phone: 215-575-6104
Auditor E-mail: chogan@bbdcpa.com

CERTIFICATION: By signing this page I agree that the financial statements of the school have been properly audited as noted above pursuant to Article XXIV, and in the auditor's professional opinion, the Annual Financial Report (PDE-2057) submitted on the date referenced is materially consistent with the audited financial statements.

Chief School Administrator


Signature _____
1-29-16
Date

Board Secretary


Signature _____
1/29/16
Date

Mary Martin

Contact Person

(610)892-3470 Ext :1302

Contact Person Telephone Number

mmartin2@wssd.org

Contact Person E-mail Address

(610)892-3497

Contact Person Fax Number

Amounts Expressed in Whole Dollars	<u>General Fund</u> <u>(10)</u>	<u>Public Purpose</u> <u>Trust</u> <u>(27)</u>	<u>Other Compt</u> <u>Approved</u> <u>(28)</u>	<u>Athletic / Activity</u> <u>(29)</u>	<u>Capital Reserve</u> <u>(690, 1850)</u> <u>(31)</u>	<u>Capital Reserve</u> <u>(1431)</u> <u>(32)</u>	<u>Other Capital</u> <u>Projects Fund</u> <u>(39)</u>
Assets And Deferred Outflows Of Resources							
Assets							
0100 Cash and Cash Equivalents	8,138,349					2,349,141	
0110 Investments	4,172,520						
0120 Taxes Receivable	1,279,017						
0130 Due From Other Funds	16,468						
0141 Due From Other Governments							
0142 State Revenue Receivable	1,785,334						
0143 Federal Revenue Receivable	95,420						
0145 Other Intergovernmental Revenue Receivable							
0146 Due from Primary Government							
0147 Due from Component Unit							
0150 Other Receivables	494,775					2,171	
0170 Inventories							
0180 Prepaid Expenses (Expenditures)	351,170						
0190 Other Current Assets							
Total Assets	16,333,053					2,351,312	
0910 Deferred Outflows of Resources							
Total Assets And Deferred Outflows Of Resources	16,333,053					2,351,312	

Amounts Expressed in Whole Dollars

Debt Service
(40)

Permanent
(90)

Total Governmental
Funds

Assets And Deferred Outflows Of Resources

Assets

0100 Cash and Cash Equivalents	10,487,490
0110 Investments	4,172,520
0120 Taxes Receivable	1,279,017
0130 Due From Other Funds	16,468
0141 Due From Other Governments	
0142 State Revenue Receivable	1,785,334
0143 Federal Revenue Receivable	95,420
0145 Other Intergovernmental Revenue Receivable	
0146 Due from Primary Government	
0147 Due from Component Unit	
0150 Other Receivables	496,946
0170 Inventories	
0180 Prepaid Expenses (Expenditures)	351,170
0190 Other Current Assets	

Total Assets 18,684,365

0910 Deferred Outflows of Resources

Total Assets And Deferred Outflows Of Resources 18,684,365

Amounts Expressed in Whole Dollars

	<u>General Fund</u> <u>(10)</u>	<u>Public Purpose</u> <u>Trust</u> <u>(27)</u>	<u>Other Compt</u> <u>Approved</u> <u>(28)</u>	<u>Athletic / Activity</u> <u>(29)</u>	<u>Capital Reserve</u> <u>(690, 1850)</u> <u>(31)</u>	<u>Capital Reserve</u> <u>(1431)</u> <u>(32)</u>	<u>Other Capital</u> <u>Projects Fund</u> <u>(39)</u>
Liabilities And Deferred Inflows Of Resources And Fund Balances							
Liabilities							
0400 Due to Other Funds							
0411 Due to Other Governments							
0412 Due to Primary Government							
0413 Due to Component Unit							
0420 Accounts Payable	1,134,490					268,903	
0430 Contracts Payable							
0440 Current Portion of Long-Term Debt							
0450 Short-Term Payables							
0461 Accrued Salaries and Benefits	3,941,447						
0462 Payroll Deductions and Withholding							
0480 Unearned Revenues	89,530						
0490 Other Current Liabilities	27,386						
Total Liabilities	5,192,853					268,903	
0950 Deferred Inflows of Resources	1,135,258						
Fund Balances							
0810 Nonspendable Fund Balance	351,170						
0820 Restricted Fund Balance						2,082,409	
0830 Committed Fund Balance	1,760,000						
0840 Assigned Fund Balance							
0850 Unassigned Fund Balance	7,893,772						
Total Fund Balances	10,004,942					2,082,409	
Total Liabilities, Deferred Inflows Of Resources And Fund Balances	16,333,053					2,351,312	

Amounts Expressed in Whole Dollars	<u>Debt Service</u> <u>(40)</u>	<u>Permanent</u> <u>(90)</u>	<u>Total Governmental</u> <u>Funds</u>
Liabilities And Deferred Inflows Of Resources And Fund Balances			
Liabilities			
0400 Due to Other Funds			
0411 Due to Other Governments			
0412 Due to Primary Government			
0413 Due to Component Unit			
0420 Accounts Payable			1,403,393
0430 Contracts Payable			
0440 Current Portion of Long-Term Debt			
0450 Short-Term Payables			
0461 Accrued Salaries and Benefits			3,941,447
0462 Payroll Deductions and Withholding			
0480 Unearned Revenues			89,530
0490 Other Current Liabilities			27,386
Total Liabilities			5,461,756
0950 Deferred Inflows of Resources			1,135,258
Fund Balances			
0810 Nonspendable Fund Balance			351,170
0820 Restricted Fund Balance			2,082,409
0830 Committed Fund Balance			1,760,000
0840 Assigned Fund Balance			
0850 Unassigned Fund Balance			7,893,772
Total Fund Balances			12,087,351
Total Liabilities, Deferred Inflows Of Resources And Fund Balances			18,684,365

REVISED SUBMISSION

Amounts Expressed in Whole Dollars	<u>General Fund</u> <u>(10)</u>	<u>Public Purpose Trust</u> <u>(27)</u>	<u>Other Compt Approved</u> <u>(28)</u>	<u>Athletic / Activity</u> <u>(29)</u>	<u>Capital Reserve (690.</u> <u>1850)</u> <u>(31)</u>
Revenues					
6000 Revenue from Local Sources	56,408,785				
7000 Revenue from State Sources	13,139,695				
8000 Revenue from Federal Sources	299,588				
Total Revenues	69,848,068				
Expenditures					
1000 Instruction	42,291,927				
2000 Support Services	19,332,220				
3000 Operation of Non-Instructional Services	1,337,611				
4000 Facilities Acquisition, Construction and Improvement Services	52,380				
5110 Debt Service	7,232,291				
5130 Refund of Prior Year Revenues / Receipts	11,465				
5140 Short-Term Borrowing – Interest and Costs					
Total Expenditures	70,257,894				
Excess (Deficiency) Of Revenues Over Expenditures	(409,826)				
Other Financing Sources (Uses)					
9110 Face Value of Bonds Issued					
9120 Proceeds from Refunding of Bonds					
9130 Bond Premiums					
9200 Proceeds from Extended-Term Financing					
9300 Interfund Transfers - IN					
9400 Sale of or Compensation for Loss of Fixed Assets					
9710 Transfers from Component Units					
9720 Transfers from Primary Governments					
9910 Other Financing Sources Not Listed in the 9000 Series					
9990 Insurance Recoveries					
5120 Debt Service – Refunded Bonds					
5150 Bond Discounts					
5200 Interfund Transfers – Out	10,920				
5300 Transfers Out to Component Units/Primary Governments					
Total Other Financing Sources (Uses)	(10,920)				

Amounts Expressed in Whole Dollars	<u>Capital Reserve (1431)</u> <u>(32)</u>	<u>Other Capital Projects</u> <u>Fund</u> <u>(39)</u>	<u>Debt Service</u> <u>(40)</u>	<u>Permanent</u> <u>(90)</u>	<u>Total Governmental</u> <u>Funds</u>
Revenues					
6000 Revenue from Local Sources	1,193	840			56,410,818
7000 Revenue from State Sources					13,139,695
8000 Revenue from Federal Sources					299,588
Total Revenues	1,193	840			69,850,101
Expenditures					
1000 Instruction					42,291,927
2000 Support Services					19,332,220
3000 Operation of Non-Instructional Services					1,337,611
4000 Facilities Acquisition, Construction and Improvement Services	1,500,948	1,708,227			3,261,555
5110 Debt Service					7,232,291
5130 Refund of Prior Year Revenues / Receipts					11,465
5140 Short-Term Borrowing – Interest and Costs					
Total Expenditures	1,500,948	1,708,227			73,467,069
Excess (Deficiency) Of Revenues Over Expenditures	(1,499,755)	(1,707,387)			(3,616,968)
Other Financing Sources (Uses)					
9110 Face Value of Bonds Issued					
9120 Proceeds from Refunding of Bonds					
9130 Bond Premiums					
9200 Proceeds from Extended-Term Financing					
9300 Interfund Transfers - IN					
9400 Sale of or Compensation for Loss of Fixed Assets					
9710 Transfers from Component Units					
9720 Transfers from Primary Governments					
9910 Other Financing Sources Not Listed in the 9000 Series					
9990 Insurance Recoveries					
5120 Debt Service – Refunded Bonds					
5150 Bond Discounts					
5200 Interfund Transfers – Out					10,920
5300 Transfers Out to Component Units/Primary Governments					
Total Other Financing Sources (Uses)					(10,920)

REVISED SUBMISSION

Amounts Expressed in Whole Dollars

	<u>General Fund</u> <u>(10)</u>	<u>Public Purpose Trust</u> <u>(27)</u>	<u>Other Compt Approved</u> <u>(28)</u>	<u>Athletic / Activity</u> <u>(29)</u>	<u>Capital Reserve</u> <u>(690.</u> <u>1850)</u> <u>(31)</u>
Special And Extraordinary Items					
9920 Special Items – Gains					
9930 Extraordinary Items – Gains					
5520 Special Items – Losses					
5530 Extraordinary Items – Losses					
Net Change In Fund Balances	(420,746)				
Fund Balance					
0001 Fund Balance - Beginning of Fiscal Year	10,425,688				
Fund Balance - End Of Year	10,004,942				

REVISED SUBMISSION

Amounts Expressed in Whole Dollars	<u>Capital Reserve (1431)</u> <u>(32)</u>	<u>Other Capital Projects</u> <u>Fund</u> <u>(39)</u>	<u>Debt Service</u> <u>(40)</u>	<u>Permanent</u> <u>(90)</u>	<u>Total Governmental</u> <u>Funds</u>
Special And Extraordinary Items					
9920 Special Items – Gains					
9930 Extraordinary Items – Gains					
5520 Special Items – Losses					
5530 Extraordinary Items – Losses					
Net Change In Fund Balances	(1,499,755)	(1,707,387)			(3,627,888)
Fund Balance					
0001 Fund Balance - Beginning of Fiscal Year	3,582,164	1,707,387			15,715,239
Fund Balance - End Of Year	2,082,409				12,087,351

REVISED SUBMISSION

Amounts Expressed in Whole Dollars	<u>Food Service</u> <u>(51)</u>	<u>Child Care</u> <u>Operations</u> <u>(52)</u>	<u>Other Enterprise</u> <u>Funds</u> <u>(58)</u>	<u>TOTAL</u>	<u>Internal Service</u> <u>(60)</u>
Assets And Deferred Outflows Of Resources					
Current Assets					
0100 Cash and Cash Equivalents	247,545			247,545	
0110 Investments					
0130 Due From Other Funds					
0141 Due From Other Governments					
0142 State Revenue Receivable	3,865			3,865	
0143 Federal Revenue Receivable	47,796			47,796	
0146 Due from Primary Government					
0147 Due from Component Unit					
0150 Other Receivables	732			732	
0170 Inventories					
0180 Prepaid Expenses (Expenditures)					
0190 Other Current Assets					
Total Current Assets	299,938			299,938	
Noncurrent Assets					
0211 Land					
0212 Site Improvements (Net)					
0220 Buildings and Building Improvements (Net)					
0230 Machinery, Equipment and Furniture (Net)	56,516			56,516	
0250 Construction in Progress					
0260 Long Term Prepayments					
0290 Other Noncurrent Assets					
Total Noncurrent Assets	56,516			56,516	
0910 Deferred Outflows of Resources					
Total Assets And Deferred Outflows Of Resources	356,454			356,454	

Amounts Expressed in Whole Dollars	<u>Food Service</u> (51)	<u>Child Care</u> <u>Operations</u> (52)	<u>Other Enterprise</u> <u>Funds</u> (58)	<u>TOTAL</u>	<u>Internal Service</u> (60)
Liabilities And Deferred Inflows Of Resources And Net Position					
Current Liabilities					
0400 Due to Other Funds					
0411 Due to Other Governments					
0413 Due to Component Unit					
0420 Accounts Payable	171,695			171,695	
0430 Contracts Payable					
0440 Current Portion of Long-Term Debt					
0450 Short-Term Payables					
0461 Accrued Salaries and Benefits					
0462 Payroll Deductions and Withholding					
0480 Unearned Revenues	49,063			49,063	
0490 Other Current Liabilities					1,675,317
Total Current Liabilities	220,758			220,758	1,675,317
Noncurrent Liabilities					
0510 Bonds Payable					
0520 Extended-Term Financing Agreements Payable					
0530 Lease-Purchase Obligations					
0540 Accumulated Compensated Absences					
0550 Authority Lease Obligations					
0599 Other Long-Term Liabilities					
Total Noncurrent Liabilities					
Total Liabilities	220,758			220,758	1,675,317
0950 Deferred Inflows of Resources					
Net Position					
0791 Invested in Capital Assets, Net of Related Debt	56,516			56,516	
0008 Restricted Net Position (0792 – 0798)					
0799 Unrestricted Net Position	79,180			79,180	(1,675,317)
Total Net Position	135,696			135,696	(1,675,317)
Total Liabilities And Deferred Inflows Of Resources And Net Position	356,454			356,454	

REVISED SUBMISSION

Amounts Expressed in Whole Dollars	<u>Food Service</u> <u>(51)</u>	<u>Child Care Operations</u> <u>(52)</u>	<u>Other Enterprise Funds</u> <u>(58)</u>	<u>TOTAL</u>	<u>Internal Service</u> <u>(60)</u>
Operating Revenues					
6600 Food Service Revenue	857,429			857,429	
0071 Charges for Services					6,029,726
0072 Other Operating Revenue					
Total Operating Revenues	857,429			857,429	6,029,726
Operating Expenses					
100 Personnel Services – Salaries					
200 Personnel Services – Employee Benefits					6,359,636
300 Purchased Professional and Technical Services					548,018
400 Purchased Property Services	10,920			10,920	
500 Other Purchased Services	1,200,125			1,200,125	
600 Supplies					
740 Depreciation	26,536			26,536	
810 Dues and Fees					
890 Miscellaneous Expenditures					
Total Operating Expenses	1,237,581			1,237,581	6,907,654
Operating Income (Loss)	(380,152)			(380,152)	(877,928)
Non Operating Revenues (Expenses)					
6500 Earnings on Investments	39			39	1,706
6920 Contributions and Donations from Private Sources					
6930 Gains or Losses on Sale of Fixed Assets					
6991 Refunds of a Prior Year Expenditure					
7000 Revenue from State Sources	24,279			24,279	
8000 Revenue from Federal Sources	341,370			341,370	
820 Claims and Judgments Against the LEA					
830 Interest					
TOTAL Non Operating Revenues (Expenses)	365,688			365,688	1,706
Income (Loss) Before Contributions And Transfers	(14,464)			(14,464)	(876,222)

REVISED SUBMISSION

Amounts Expressed in Whole Dollars	<u>Food Service</u> <u>(51)</u>	<u>Child Care Operations</u> <u>(52)</u>	<u>Other Enterprise Funds</u> <u>(58)</u>	<u>TOTAL</u>	<u>Internal Service</u> <u>(60)</u>
Contributions And Transfers					
5200 Interfund Transfers – Out					
5300 Transfers Out to Component Units/Primary Governments					
9300 Interfund Transfers - IN	10,920			10,920	
9500 Capital Contributions					
9700 Transfers IN From Component Units/Primary Governments					
Change In Net Position	(3,544)			(3,544)	(876,222)
0002 Net Position - Beginning of Fiscal Year	139,240			139,240	(799,095)
0003 Accounting Changes / Residual Equity Transfers					
Net Position - End Of Year	135,696			135,696	(1,675,317)

LEA : 125239603 Wallingford-Swarthmore SD

Printed 1/29/2016 2:32:22 PM

REVISED SUBMISSION

Amounts Expressed in Whole Dollars	<u>Food Service</u> <u>(51)</u>	<u>Child Care Operations</u> <u>(52)</u>	<u>Other Enterprise Funds</u> <u>(58)</u>	<u>TOTAL</u>	<u>Internal Service(60)</u>
Cash Flows From Operating Activities					
0011 Cash Received From Users	864,958			864,958	
0012 Cash Received From Assessments Made to Other Funds					6,029,726
0013 Cash Received From Earnings on Investments					
0014 Cash Received From Other Operating Revenue					
0015 Cash Payments to Employees For Services					
0016 Cash Payments For Insurance Claims					5,483,414
0017 Cash Payments to Suppliers For Goods and Services	1,122,991			1,122,991	
0018 Cash Payments For Other Operating Expenses					548,018
Net Cash Provided By (Used For) Operating Activities	(258,033)			(258,033)	(1,706)
Cash Flows From Non-Capital Financing Activities					
0021 Local Sources - 6000					
0022 State Sources - 7000	24,774			24,774	
0023 Federal Sources -8000	298,094			298,094	
0024 Notes and Loans Received (Repaid)					
0025 Interest Paid on Notes/Loans - 5100-830					
0026 Operating Transfers In (Out)/Residual Equity Trans	10,920			10,920	
0027 Operating Transfers In (Out) Primary Government / Comp Unit					
0028 Refund of Prior Year Expenditures - 6991					
Net Cash Prov By (Used for) Non-Capital Financing Activities	333,788			333,788	
Cash Flows From Capital and Related Financing Activities					
0031 Fac Acq, Const, and Imp - 4000					
0032 Gain / (Loss) on Sale of Fixed Assets - 6930					
0033 Proceeds From Extended Term Financing - 9200					
0034 Principal Paid on Financing Agreements					
0035 Interest Paid on Financing Agreements - 5100-830					
0036 (Inc) Dec in Contributed Capital					
Net Cash Prov By (Used for) Capital and Related Financing Activities					
Cash Flows From Investing Activities					
0041 Earnings on Investments - 6500	39			39	1,706
0042 Purchase of Inv Securities / Deposits to Inv Pools					
0043 Withdrawals from Investment Pools					
0044 Proceeds from Sale and Maturity of Inv Securities					
0045 Loans Received (Paid)					
Net Cash Prov By (Used for) Investing Activities	39			39	1,706

REVISED SUBMISSION

	<u>Food Service</u> <u>(51)</u>	<u>Child Care Operations</u> <u>(52)</u>	<u>Other Enterprise Funds</u> <u>(58)</u>	<u>TOTAL</u>	<u>Internal Service</u> <u>(60)</u>
Net Increase (Decrease) in Cash Flows	75,794			75,794	
0004 Cash and Cash Equivalents Beginning of Year	171,751			171,751	
Cash and Cash Equivalents at Year End	247,545			247,545	
<hr/>					
0005 Operating Income (Loss) per REP	(380,152)			(380,152)	(877,928)
Adjustments					
0051 Depreciation and Net Amortization	26,536			26,536	
0052 Provision for Uncollectible Accounts					
0053 Other Adjustments	47,149			47,149	
0054 (Inc) Dec In Accounts Receivable (0120-0150)					
0055 Advances to Other Funds (0160)					
0056 (Inc) Dec in Inventories (0170)					
0057 (Inc) Dec in Prepaid Expenses (0180)					
0058 (Inc) Dec in Other Current or Noncurrent Assets					
0059 Inc (Dec) in Accounts Payable (0400-0450)	40,905			40,905	
0060 Inc (Dec) in Accrued Salaries/Benefits (0461)					
0061 Inc (Dec) in Payroll Deductions/Withholding (0462)					
0062 Inc (Dec) in Unearned Revenue (0480)	7,529			7,529	
0063 Inc (Dec) in Other Current or Noncurrent Liabilities					876,222
Total Adjustments	122,119			122,119	876,222
Cash Provided By (Used for) Total	(258,033)			(258,033)	(1,706)

COMBINED STATEMENT OF CASH FLOWS
SCHEDULE OF NONCASH INVESTING, CAPITAL, AND FINANCING ACTIVITIES

Explanation of Transaction and Balance Sheet Effect	Amount
USDA DONATED COMMODITIES	47,149
Total	47,149

LEA : 125239603 Wallingford-Swarthmore SD

Printed 1/29/2016 2:32:23 PM

REVISED SUBMISSION

Page - 1 of 4

Amounts Expressed in Whole Dollars

	<u>Private Purpose Trust</u> <u>(71)</u>	<u>Investment Trust</u> <u>(72)</u>	<u>Pension Trust</u> <u>(73)</u>	<u>Activity</u> <u>(81)</u>	<u>Other Agency</u> <u>(89)</u>
Assets And Deferred Outflows Of Resources					
Assets					
0100 Cash and Cash Equivalents	108,323			128,729	
0110 Investments					
0130 Due From Other Funds					
0147 Due from Component Unit					
0150 Other Receivables					
0170 Inventories					
0180 Prepaid Expenses (Expenditures)					
0190 Other Current Assets					
0220 Buildings and Building Improvements (Net)					
0230 Machinery, Equipment and Furniture (Net)					
Total Assets	108,323			128,729	
0910 Deferred Outflows of Resources					
Total Assets And Deferred Outflows Of Resources	108,323			128,729	

LEA : 125239603 Wallingford-Swarthmore SD

Printed 1/29/2016 2:32:23 PM

REVISED SUBMISSION

Amounts Expressed in Whole Dollars

Assets And Deferred Outflows Of Resources

Assets

<u>Discrete Component</u>	<u>Discrete Component</u>	<u>Total Fiduciary Funds</u>
<u>Units</u>	<u>Units</u>	
<u>(98)</u>	<u>(99)</u>	

0100	Cash and Cash Equivalents		237,052
0110	Investments		
0130	Due From Other Funds		
0147	Due from Component Unit		
0150	Other Receivables		
0170	Inventories		
0180	Prepaid Expenses (Expenditures)		
0190	Other Current Assets		
0220	Buildings and Building Improvements (Net)		
0230	Machinery, Equipment and Furniture (Net)		

Total Assets			237,052
---------------------	--	--	----------------

0910 Deferred Outflows of Resources

Total Assets And Deferred Outflows Of Resources			237,052
--	--	--	----------------

LEA : 125239603 Wallingford-Swarthmore SD

Printed 1/29/2016 2:32:23 PM

REVISED SUBMISSION

Amounts Expressed in Whole Dollars	<u>Private Purpose Trust</u> (71)	<u>Investment Trust</u> (72)	<u>Pension Trust</u> (73)	<u>Activity</u> (81)	<u>Other Agency</u> (89)
Liabilities, Deferred Inflows Of Resources And Net Position					
Liabilities					
0400 Due to Other Funds	16,468				
0411 Due to Other Governments					
0412 Due to Primary Government					
0413 Due to Component Unit					
0420 Accounts Payable					
0430 Contracts Payable					
0450 Short-Term Payables					
0461 Accrued Salaries and Benefits					
0462 Payroll Deductions and Withholding					
0480 Unearned Revenues					
0490 Other Current Liabilities				128,729	
Total Liabilities	16,468			128,729	
0950 Deferred Inflows of Resources					
Net Position					
0791 Invested in Capital Assets, Net of Related Debt					
0009 Restricted Net Position (0792 – 0798)	91,855				
0799 Unrestricted Net Position					
Total Net Position	91,855				
Total Liabilities, Deferred Inflows Of Resources And Net Position	108,323			128,729	

LEA : 125239603 Wallingford-Swarthmore SD

Printed 1/29/2016 2:32:23 PM

REVISED SUBMISSION

Amounts Expressed in Whole Dollars

	<u>Discrete Component</u> <u>Units</u> <u>(98)</u>	<u>Discrete Component</u> <u>Units</u> <u>(99)</u>	<u>Total Fiduciary Funds</u>
Liabilities, Deferred Inflows Of Resources And Net Position			
Liabilities			
0400 Due to Other Funds			16,468
0411 Due to Other Governments			
0412 Due to Primary Government			
0413 Due to Component Unit			
0420 Accounts Payable			
0430 Contracts Payable			
0450 Short-Term Payables			
0461 Accrued Salaries and Benefits			
0462 Payroll Deductions and Withholding			
0480 Unearned Revenues			
0490 Other Current Liabilities			128,729
Total Liabilities			145,197
Net Position			
0791 Invested in Capital Assets, Net of Related Debt			
0009 Restricted Net Position (0792 – 0798)			91,855
0799 Unrestricted Net Position			
Total Net Position			91,855
Total Liabilities, Deferred Inflows Of Resources And Net Position			237,052

REVISED SUBMISSION

Amounts Expressed in Whole Dollars	<u>Private Purpose Trust</u> <u>(71)</u>	<u>Investment Trust</u> <u>(72)</u>	<u>Pension Trust</u> <u>(73)</u>	<u>Discrete Component</u> <u>Units</u> <u>(98)</u>	<u>Discrete Component</u> <u>Units</u> <u>(99)</u>	<u>Total Fiduciary</u> <u>Funds</u>
Additions						
0091 Gifts and Contributions	9,413					9,413
0092 Other Additions						
Deductions						
0093 Scholarships Awarded	13,459					13,459
0094 Other Deductions						
Change In Net Position	(4,046)					(4,046)
0006 Net Position – Beginning of Fiscal Year	95,901					95,901
0007 Net Position Held in Trust for Pension Benefits						
Net Position - End of Fiscal Year	91,855					91,855

REVISED SUBMISSION

	<u>Revenue Reported In Current Year</u>	<u>Current Year Tax Accrual</u>	<u>Prior Year Tax Accrual</u>	<u>Taxes Collected In Current Year</u>
<u>Revenue from Local Sources</u>				
6111 Current Real Estate Taxes	\$52,814,545.45			\$52,814,545.45
6112 Interim Real Estate Taxes	\$102,366.85			\$102,366.85
6113 Public Utility Realty Taxes	\$65,956.20			\$65,956.20
6120 Current Per Capita Taxes, Section 679	\$51,972.16			\$51,972.16
6141 Current Act 511 Per Capita Taxes	\$51,991.70			\$51,991.70
6153 Current Act 511 Real Estate Transfer Taxes	\$637,637.90	\$67,740.49	\$64,029.52	\$633,926.93
6411 Delinquent Real Estate Taxes	\$981,394.36	\$76,018.60	\$155,708.61	\$1,061,084.37
6420 Delinquent Per Capita Taxes, Section 679	\$7,189.05			\$7,189.05
6500 Earnings on Investments	\$55,390.31			
6700 Revenues from LEA Activities	\$66,018.00			
6832 Federal IDEA Revenue Received as Pass Through	\$588,374.00			
6910 Rentals	\$193,911.70			
6941 Regular Day School Tuition	\$36,660.56			
6942 Summer School Tuition	\$63,326.00			
6944 Receipts from Other LEAs in Pennsylvania – Education	\$308,372.46			
6991 Refunds of a Prior Year Expenditure	\$266,348.09			
6999 Other Revenues Not Specified Above	\$117,330.18			
TOTAL Revenue from Local Sources	\$56,408,784.97	\$143,759.09	\$219,738.13	\$54,789,032.71

REVISED SUBMISSION

Revenue Reported
In Current Year

Revenue from State Sources

7110 Basic Education Funding	\$3,165,734.72		
7160 Tuition for Orphans Subsidy	\$14,879.53		
7271 Special Education funds for School-Aged Pupils	\$1,950,970.27		
7310 Transportation (Pupil and Nonpublic/CS)	\$635,398.60		
7320 Rental and Sinking Fund Payments / Building Reimbursement Subsidy	\$612,648.04		
7330 Health Services (Medical, Dental, Nurse, Act 25)	\$71,319.81		
7340 State Property Tax Reduction Allocation	\$1,838,191.75		
7505 Ready to Learn Block Grant	\$191,277.00		
7810 State Share of Social Security and Medicare Taxes	\$1,180,879.34		
7820 State Share of Retirement Contributions	\$3,478,396.36		
TOTAL Revenue from State Sources	\$13,139,695.42		

REVISED SUBMISSION

Revenue Reported
In Current Year

Revenue from Federal Sources

8514 NCLB, Title I – Improving the Academic Achievement of the Disadvantaged	\$120,952.06			
8515 NCLB, Title II – Preparing, Training and Recruiting High Quality Teachers and Principals	\$58,650.61			
8810 School-Based Access Medicaid Reimbursement Program (SBAP) Reimbursements (Access)	\$119,674.98			
8820 Medical Assistance Reimbursement for Administrative Claiming (Quarterly) Program	\$310.73			
TOTAL Revenue from Federal Sources	\$299,588.38			
TOTAL FROM ALL SOURCES	\$69,848,068.77	\$143,759.09	\$219,738.13	\$54,789,032.71

REVISED SUBMISSION

Revenue from Local Sources	\$56,408,784.97
Revenue from State Sources	\$13,139,695.42
Revenue from Federal Sources	\$299,588.38
Other Financing Sources	
TOTAL FROM ALL SOURCES	\$69,848,068.77

General Fund (10)

	<u>Total</u>
1000 Instruction	
100 Personnel Services - Salaries	
100 Personnel Services - Salaries	\$23,212,574.95
Total Personnel Services - Salaries	\$23,212,574.95
200 Personnel Services - Employee Benefits	
210 Group Insurance - Contracted Provider	\$5,071,692.39
220 Social Security Contributions	\$1,715,685.50
230 Retirement Contributions	\$4,987,272.08
240 Tuition Reimbursement	\$8,041.25
290 Other Current Employee Benefits	\$1,700.00
Total Personnel Services - Employee Benefits	\$11,784,391.22
300 Purchased Professional and Technical Services	
322 Professional Educational Services - Ius	\$1,313,683.36
329 Professional Educational Services - Other	\$1,619,939.56
330 Other Professional Services	\$125.01
390 Other Purchased Professional and Technical Services	\$10,230.00
Total Purchased Professional and Technical Services	\$2,943,977.93
400 Purchased Property Services	
430 Repairs and Maintenance Services	\$13,640.28
440 Rentals	\$702,114.73
Total Purchased Property Services	\$715,755.01
500 Other Purchased Services	
550 Printing and Binding	\$855.56
561 Tuition To Other School Districts Within the State	\$53,208.96
562 Tuition To Pennsylvania Charter Schools	\$237,950.15
563 Tuition To Nonpublic Schools	\$375,544.92
564 Tuition To Career and Technology Centers	\$334,837.00
566 Tuition To Institutions of Higher Education and Technical Institutes	\$167,255.00
567 Tuition To Approved Private Schools (APS) and PA Chartered Schools for the Deaf and Blind	\$1,528,004.98
568 Tuition To Private Residential Rehabilitative Institutions (PRRI) [In-State] and Detention Centers	\$339.08
569 Tuition - Other	\$36,576.00
580 Travel	\$3,475.01
Total Other Purchased Services	\$2,738,046.66
600 Supplies	
610 General Supplies	\$448,699.82
630 Food	\$220.71
640 Books and Periodicals	\$276,607.91
650 Supplies & Fees - Technology Related	\$126,797.44
Total Supplies	\$852,325.88
700 Property	
750 Equipment - Original and Additional	\$19,573.00
760 Equipment - Replacement	\$21,620.09
Total Property	\$41,193.09

REVISED SUBMISSION

General Fund (10)

1000 Instruction

Total

800 Other Objects

810 Dues and Fees

\$3,661.91

Total Other Objects

\$3,661.91

Total 1000 Instruction

\$42,291,926.65

General Fund (10)

1100 Regular Programs - Elementary / Secondary

100 Personnel Services - Salaries

	Elementary	Secondary	Federal	Total
100 Personnel Services - Salaries	\$9,736,392.69	\$9,023,515.15		\$18,759,907.84
Total Personnel Services - Salaries	\$9,736,392.69	\$9,023,515.15		\$18,759,907.84

200 Personnel Services - Employee Benefits

210 Group Insurance - Contracted Provider	\$2,058,944.63	\$1,908,193.38		\$3,967,138.01
220 Social Security Contributions	\$720,372.27	\$667,628.25		\$1,388,000.52
230 Retirement Contributions	\$2,097,472.44	\$1,943,900.27		\$4,041,372.71
240 Tuition Reimbursement	\$4,173.41	\$3,867.84		\$8,041.25
290 Other Current Employee Benefits	\$726.60	\$673.40		\$1,400.00
Total Personnel Services - Employee Benefits	\$4,881,689.35	\$4,524,263.14		\$9,405,952.49

300 Purchased Professional and Technical Services

322 Professional Educational Services - Ius	\$35,636.72	\$33,027.48		\$68,664.20
329 Professional Educational Services - Other	\$160,611.76	\$148,852.13		\$309,463.89
390 Other Purchased Professional and Technical Services	\$3,801.93	\$3,523.57		\$7,325.50
Total Purchased Professional and Technical Services	\$200,050.41	\$185,403.18		\$385,453.59

400 Purchased Property Services

430 Repairs and Maintenance Services	\$7,079.31	\$6,560.97		\$13,640.28
440 Rentals	\$278,062.63	\$257,703.51		\$535,766.14
Total Purchased Property Services	\$285,141.94	\$264,264.48		\$549,406.42

500 Other Purchased Services

550 Printing and Binding	\$444.04	\$411.52		\$855.56
562 Tuition To Pennsylvania Charter Schools	\$76,886.87	\$71,257.38		\$148,144.25
580 Travel	\$674.70	\$625.30		\$1,300.00
Total Other Purchased Services	\$78,005.61	\$72,294.20		\$150,299.81

600 Supplies

610 General Supplies	\$160,788.68	\$149,016.09		\$309,804.77
630 Food	\$59.40	\$55.05		\$114.45
640 Books and Periodicals	\$128,519.19	\$119,109.30		\$247,628.49
650 Supplies & Fees - Technology Related	\$42,195.70	\$39,106.23		\$81,301.93
Total Supplies	\$331,562.97	\$307,286.67		\$638,849.64

700 Property

750 Equipment - Original and Additional	\$10,158.39	\$9,414.61		\$19,573.00
760 Equipment - Replacement	\$11,220.83	\$10,399.26		\$21,620.09
Total Property	\$21,379.22	\$19,813.87		\$41,193.09

800 Other Objects

810 Dues and Fees	\$1,086.27	\$1,006.73		\$2,093.00
Total Other Objects	\$1,086.27	\$1,006.73		\$2,093.00

Total 1100 Regular Programs - Elementary / Secondary

Total 1100 Regular Programs - Elementary / Secondary	\$15,535,308.46	\$14,397,847.42		\$29,933,155.88
---	------------------------	------------------------	--	------------------------

General Fund (10)

1110 Regular Programs

100 Personnel Services - Salaries

100 Personnel Services - Salaries

Elementary

Secondary

Federal

Total

\$9,736,392.69

\$9,023,515.15

\$18,759,907.84

Total Personnel Services - Salaries

\$9,736,392.69

\$9,023,515.15

\$18,759,907.84

200 Personnel Services - Employee Benefits

210 Group Insurance - Contracted Provider

\$2,058,944.63

\$1,908,193.38

\$3,967,138.01

220 Social Security Contributions

\$720,372.27

\$667,628.25

\$1,388,000.52

230 Retirement Contributions

\$2,097,472.44

\$1,943,900.27

\$4,041,372.71

240 Tuition Reimbursement

\$4,173.41

\$3,867.84

\$8,041.25

290 Other Current Employee Benefits

\$726.60

\$673.40

\$1,400.00

Total Personnel Services - Employee Benefits

\$4,881,689.35

\$4,524,263.14

\$9,405,952.49

300 Purchased Professional and Technical Services

322 Professional Educational Services - Ius

\$35,636.72

\$33,027.48

\$68,664.20

329 Professional Educational Services - Other

\$160,611.76

\$148,852.13

\$309,463.89

390 Other Purchased Professional and Technical Services

\$3,801.93

\$3,523.57

\$7,325.50

Total Purchased Professional and Technical Services

\$200,050.41

\$185,403.18

\$385,453.59

400 Purchased Property Services

430 Repairs and Maintenance Services

\$7,079.31

\$6,560.97

\$13,640.28

440 Rentals

\$278,062.63

\$257,703.51

\$535,766.14

Total Purchased Property Services

\$285,141.94

\$264,264.48

\$549,406.42

500 Other Purchased Services

550 Printing and Binding

\$444.04

\$411.52

\$855.56

562 Tuition To Pennsylvania Charter Schools

\$76,886.87

\$71,257.38

\$148,144.25

580 Travel

\$674.70

\$625.30

\$1,300.00

Total Other Purchased Services

\$78,005.61

\$72,294.20

\$150,299.81

600 Supplies

610 General Supplies

\$160,788.68

\$149,016.09

\$309,804.77

630 Food

\$59.40

\$55.05

\$114.45

640 Books and Periodicals

\$128,519.19

\$119,109.30

\$247,628.49

650 Supplies & Fees - Technology Related

\$42,195.70

\$39,106.23

\$81,301.93

Total Supplies

\$331,562.97

\$307,286.67

\$638,849.64

700 Property

750 Equipment - Original and Additional

\$10,158.39

\$9,414.61

\$19,573.00

760 Equipment - Replacement

\$11,220.83

\$10,399.26

\$21,620.09

Total Property

\$21,379.22

\$19,813.87

\$41,193.09

800 Other Objects

810 Dues and Fees

\$1,086.27

\$1,006.73

\$2,093.00

Total Other Objects

\$1,086.27

\$1,006.73

\$2,093.00

Total 1110 Regular Programs

\$15,535,308.46

\$14,397,847.42

\$29,933,155.88

LEA : 125239603 Wallingford-Swarthmore SD

Printed 1/29/2016 2:32:26 PM

REVISED SUBMISSION

Page - 5 of 22

General Fund (10)**1200 Special Programs - Elementary / Secondary**

	<u>Elementary</u>	<u>Secondary</u>	<u>Federal</u>	<u>Total</u>
100 Personnel Services - Salaries				
100 Personnel Services - Salaries	\$2,236,080.13	\$2,072,359.44		\$4,308,439.57
Total Personnel Services - Salaries	\$2,236,080.13	\$2,072,359.44		\$4,308,439.57
200 Personnel Services - Employee Benefits				
210 Group Insurance - Contracted Provider	\$561,277.70	\$520,182.21		\$1,081,459.91
220 Social Security Contributions	\$164,468.85	\$152,426.80		\$316,895.65
230 Retirement Contributions	\$474,586.49	\$439,838.36		\$914,424.85
290 Other Current Employee Benefits	\$155.70	\$144.30		\$300.00
Total Personnel Services - Employee Benefits	\$1,200,488.74	\$1,112,591.67		\$2,313,080.41
300 Purchased Professional and Technical Services				
322 Professional Educational Services - Ius	\$364,142.92	\$285,490.37	\$588,374.00	\$1,238,007.29
329 Professional Educational Services - Other	\$635,227.47	\$588,717.54	\$17,632.00	\$1,241,577.01
330 Other Professional Services	\$64.88	\$60.13		\$125.01
390 Other Purchased Professional and Technical Services	\$1,507.44	\$1,397.06		\$2,904.50
Total Purchased Professional and Technical Services	\$1,000,942.71	\$875,665.10	\$606,006.00	\$2,482,613.81
400 Purchased Property Services				
440 Rentals	\$86,334.92	\$80,013.67		\$166,348.59
Total Purchased Property Services	\$86,334.92	\$80,013.67		\$166,348.59
500 Other Purchased Services				
561 Tuition To Other School Districts Within the State	\$25,774.43	\$23,887.28		\$49,661.71
562 Tuition To Pennsylvania Charter Schools	\$46,609.26	\$43,196.64		\$89,805.90
563 Tuition To Nonpublic Schools	\$194,907.81	\$180,637.11		\$375,544.92
567 Tuition To Approved Private Schools (APS) and PA Chartered Schools for the Deaf and Blind	\$793,034.58	\$734,970.40		\$1,528,004.98
568 Tuition To Private Residential Rehabilitative Institutions (PRRI) [In-State] and Detention Centers	\$175.98	\$163.10		\$339.08
569 Tuition - Other	\$18,982.94	\$17,593.06		\$36,576.00
580 Travel	\$1,128.83	\$1,046.18		\$2,175.01
Total Other Purchased Services	\$1,080,613.83	\$1,001,493.77		\$2,082,107.60
600 Supplies				
610 General Supplies	\$68,735.04	\$63,702.43	\$3,339.97	\$135,777.44
630 Food	\$55.15	\$51.11		\$106.26
640 Books and Periodicals	\$3,191.37	\$2,957.72	\$22,008.23	\$28,157.32
650 Supplies & Fees - Technology Related	\$10,894.67	\$10,096.99	\$24,238.00	\$45,229.66
Total Supplies	\$82,876.23	\$76,808.25	\$49,586.20	\$209,270.68
800 Other Objects				
810 Dues and Fees	\$814.26	\$754.65		\$1,568.91
Total Other Objects	\$814.26	\$754.65		\$1,568.91
Total 1200 Special Programs - Elementary / Secondary	\$5,688,150.82	\$5,219,686.55	\$655,592.20	\$11,563,429.57

General Fund (10)

1210 Life Skills Support

100 Personnel Services - Salaries

	<u>Elementary</u>	<u>Secondary</u>	<u>Federal</u>	<u>Total</u>
100 Personnel Services - Salaries	\$56,155.80	\$52,044.20		\$108,200.00
Total Personnel Services - Salaries	\$56,155.80	\$52,044.20		\$108,200.00

200 Personnel Services - Employee Benefits

210 Group Insurance - Contracted Provider	\$21,269.97	\$19,712.63		\$40,982.60
220 Social Security Contributions	\$3,845.73	\$3,564.15		\$7,409.88
230 Retirement Contributions	\$12,017.36	\$11,137.48		\$23,154.84
Total Personnel Services - Employee Benefits	\$37,133.06	\$34,414.26		\$71,547.32

600 Supplies

610 General Supplies	\$1,724.90	\$1,598.60		\$3,323.50
640 Books and Periodicals	\$2,427.47	\$2,249.74		\$4,677.21
650 Supplies & Fees - Technology Related	\$544.92	\$505.03		\$1,049.95
Total Supplies	\$4,697.29	\$4,353.37		\$9,050.66

Total 1210 Life Skills Support

Total 1210 Life Skills Support	\$97,986.15	\$90,811.83		\$188,797.98
---------------------------------------	--------------------	--------------------	--	---------------------

General Fund (10)

1220 Sensory Support

	<u>Elementary</u>	<u>Secondary</u>	<u>Federal</u>	<u>Total</u>
100 Personnel Services - Salaries				
100 Personnel Services - Salaries	\$84,288.32	\$78,116.93		\$162,405.25
Total Personnel Services - Salaries	\$84,288.32	\$78,116.93		\$162,405.25
200 Personnel Services - Employee Benefits				
210 Group Insurance - Contracted Provider	\$7,772.67	\$7,203.57		\$14,976.24
220 Social Security Contributions	\$6,325.72	\$5,862.56		\$12,188.28
230 Retirement Contributions	\$17,815.60	\$16,511.19		\$34,326.79
Total Personnel Services - Employee Benefits	\$31,913.99	\$29,577.32		\$61,491.31
300 Purchased Professional and Technical Services				
329 Professional Educational Services - Other	\$128,825.54	\$119,393.22		\$248,218.76
Total Purchased Professional and Technical Services	\$128,825.54	\$119,393.22		\$248,218.76
600 Supplies				
610 General Supplies	\$1,091.59	\$1,011.67		\$2,103.26
650 Supplies & Fees - Technology Related	\$246.63	\$228.57		\$475.20
Total Supplies	\$1,338.22	\$1,240.24		\$2,578.46
Total 1220 Sensory Support	\$246,366.07	\$228,327.71		\$474,693.78

General Fund (10)

1230 Emotional Support

100 Personnel Services - Salaries

	<u>Elementary</u>	<u>Secondary</u>	<u>Federal</u>	<u>Total</u>
100 Personnel Services - Salaries	\$184,694.18	\$171,171.30		\$355,865.48
Total Personnel Services - Salaries	\$184,694.18	\$171,171.30		\$355,865.48

200 Personnel Services - Employee Benefits

210 Group Insurance - Contracted Provider	\$52,240.38	\$48,415.45		\$100,655.83
220 Social Security Contributions	\$13,660.22	\$12,660.05		\$26,320.27
230 Retirement Contributions	\$39,359.95	\$36,478.11		\$75,838.06
Total Personnel Services - Employee Benefits	\$105,260.55	\$97,553.61		\$202,814.16

300 Purchased Professional and Technical Services

329 Professional Educational Services - Other	\$63,869.18	\$59,192.82		\$123,062.00
Total Purchased Professional and Technical Services	\$63,869.18	\$59,192.82		\$123,062.00

600 Supplies

610 General Supplies	\$305.90	\$283.51		\$589.41
650 Supplies & Fees - Technology Related	\$6,614.66	\$6,130.35		\$12,745.01
Total Supplies	\$6,920.56	\$6,413.86		\$13,334.42
Total 1230 Emotional Support	\$360,744.47	\$334,331.59		\$695,076.06

General Fund (10)

1240 Academic Support

100 Personnel Services - Salaries

100 Personnel Services - Salaries

Elementary Secondary Federal Total

\$1,861,409.69 \$1,725,121.50 \$3,586,531.19

Total Personnel Services - Salaries

\$1,861,409.69 \$1,725,121.50 \$3,586,531.19

200 Personnel Services - Employee Benefits

210 Group Insurance - Contracted Provider

\$479,994.68 \$444,850.56 \$924,845.24

220 Social Security Contributions

\$136,847.91 \$126,828.22 \$263,676.13

230 Retirement Contributions

\$394,657.29 \$365,761.38 \$760,418.67

290 Other Current Employee Benefits

\$155.70 \$144.30 \$300.00

Total Personnel Services - Employee Benefits

\$1,011,655.58 \$937,584.46 \$1,949,240.04

300 Purchased Professional and Technical Services

330 Other Professional Services

\$64.88 \$60.13 \$125.01

Total Purchased Professional and Technical Services

\$64.88 \$60.13 \$125.01

500 Other Purchased Services

580 Travel

\$1,128.83 \$1,046.18 \$2,175.01

Total Other Purchased Services

\$1,128.83 \$1,046.18 \$2,175.01

600 Supplies

610 General Supplies

\$65,612.65 \$60,808.65 \$3,339.97 \$129,761.27

640 Books and Periodicals

\$608.23 \$563.70 \$22,008.23 \$23,180.16

650 Supplies & Fees - Technology Related

\$3,488.46 \$3,233.04 \$24,238.00 \$30,959.50

Total Supplies

\$69,709.34 \$64,605.39 \$49,586.20 \$183,900.93

800 Other Objects

810 Dues and Fees

\$814.26 \$754.65 \$1,568.91

Total Other Objects

\$814.26 \$754.65 \$1,568.91

Total 1240 Academic Support

\$2,944,782.58 \$2,729,172.31 \$49,586.20 \$5,723,541.09

General Fund (10)

1241 Learning Support - Public

100 Personnel Services - Salaries

100 Personnel Services - Salaries

Elementary

Secondary

Federal

Total

\$1,666,046.32

\$1,544,062.20

\$3,210,108.52

Total Personnel Services - Salaries

\$1,666,046.32

\$1,544,062.20

\$3,210,108.52

200 Personnel Services - Employee Benefits

210 Group Insurance - Contracted Provider

\$436,742.64

\$404,765.33

\$841,507.97

220 Social Security Contributions

\$122,331.89

\$113,375.03

\$235,706.92

230 Retirement Contributions

\$353,126.53

\$327,271.41

\$680,397.94

290 Other Current Employee Benefits

\$155.70

\$144.30

\$300.00

Total Personnel Services - Employee Benefits

\$912,356.76

\$845,556.07

\$1,757,912.83

300 Purchased Professional and Technical Services

330 Other Professional Services

\$64.88

\$60.13

\$125.01

Total Purchased Professional and Technical Services

\$64.88

\$60.13

\$125.01

600 Supplies

610 General Supplies

\$64,826.36

\$60,079.93

\$3,339.97

\$128,246.26

640 Books and Periodicals

\$22,008.23

\$22,008.23

650 Supplies & Fees - Technology Related

\$24,238.00

\$24,238.00

Total Supplies

\$64,826.36

\$60,079.93

\$49,586.20

\$174,492.49

800 Other Objects

810 Dues and Fees

\$214.81

\$199.09

\$413.90

Total Other Objects

\$214.81

\$199.09

\$413.90

Total 1241 Learning Support - Public

\$2,643,509.13

\$2,449,957.42

\$49,586.20

\$5,143,052.75

General Fund (10)

1243 Gifted Support

100 Personnel Services - Salaries

100 Personnel Services - Salaries

Elementary

Secondary

Federal

Total

\$195,363.37

\$181,059.30

\$376,422.67

Total Personnel Services - Salaries

\$195,363.37

\$181,059.30

\$376,422.67

200 Personnel Services - Employee Benefits

210 Group Insurance - Contracted Provider

220 Social Security Contributions

230 Retirement Contributions

\$43,252.04

\$40,085.23

\$83,337.27

\$14,516.02

\$13,453.19

\$27,969.21

\$41,530.76

\$38,489.97

\$80,020.73

Total Personnel Services - Employee Benefits

\$99,298.82

\$92,028.39

\$191,327.21

500 Other Purchased Services

580 Travel

\$1,128.83

\$1,046.18

\$2,175.01

Total Other Purchased Services

\$1,128.83

\$1,046.18

\$2,175.01

600 Supplies

610 General Supplies

640 Books and Periodicals

650 Supplies & Fees - Technology Related

\$786.29

\$728.72

\$1,515.01

\$608.23

\$563.70

\$1,171.93

\$3,488.46

\$3,233.04

\$6,721.50

Total Supplies

\$4,882.98

\$4,525.46

\$9,408.44

800 Other Objects

810 Dues and Fees

\$599.45

\$555.56

\$1,155.01

Total Other Objects

\$599.45

\$555.56

\$1,155.01

Total 1243 Gifted Support

\$301,273.45

\$279,214.89

\$580,488.34

REVISED SUBMISSION

General Fund (10)

1280 Early Intervention Support

300 Purchased Professional and Technical Services

322 Professional Educational Services - lus

Total Purchased Professional and Technical Services

Total 1280 Early Intervention Support

	<u>Elementary</u>	<u>Secondary</u>	<u>Federal</u>	<u>Total</u>
322 Professional Educational Services - lus	\$56,098.22		\$2,808.00	\$58,906.22
Total Purchased Professional and Technical Services	\$56,098.22		\$2,808.00	\$58,906.22
Total 1280 Early Intervention Support	\$56,098.22		\$2,808.00	\$58,906.22

General Fund (10)

1290 Special Programs - Other Support

100 Personnel Services - Salaries

100 Personnel Services - Salaries

Total Personnel Services - Salaries

200 Personnel Services - Employee Benefits

220 Social Security Contributions

230 Retirement Contributions

Total Personnel Services - Employee Benefits

300 Purchased Professional and Technical Services

322 Professional Educational Services - Ius

329 Professional Educational Services - Other

390 Other Purchased Professional and Technical Services

Total Purchased Professional and Technical Services

400 Purchased Property Services

440 Rentals

Total Purchased Property Services

500 Other Purchased Services

561 Tuition To Other School Districts Within the State

562 Tuition To Pennsylvania Charter Schools

563 Tuition To Nonpublic Schools

567 Tuition To Approved Private Schools (APS) and PA Chartered Schools for the Deaf and Blind

568 Tuition To Private Residential Rehabilitative Institutions (PRRI) [In-State] and Detention Centers

569 Tuition - Other

Total Other Purchased Services

600 Supplies

630 Food

640 Books and Periodicals

Total Supplies

Total 1290 Special Programs - Other Support

	<u>Elementary</u>	<u>Secondary</u>	<u>Federal</u>	<u>Total</u>
	\$49,532.14	\$45,905.51		\$95,437.65
	\$49,532.14	\$45,905.51		\$95,437.65
	\$3,789.27	\$3,511.82		\$7,301.09
	\$10,736.29	\$9,950.20		\$20,686.49
	\$14,525.56	\$13,462.02		\$27,987.58
	\$308,044.70	\$285,490.37	\$585,566.00	\$1,179,101.07
	\$442,532.75	\$410,131.50	\$17,632.00	\$870,296.25
	\$1,507.44	\$1,397.06		\$2,904.50
	\$752,084.89	\$697,018.93	\$603,198.00	\$2,052,301.82
	\$86,334.92	\$80,013.67		\$166,348.59
	\$86,334.92	\$80,013.67		\$166,348.59
	\$25,774.43	\$23,887.28		\$49,661.71
	\$46,609.26	\$43,196.64		\$89,805.90
	\$194,907.81	\$180,637.11		\$375,544.92
	\$793,034.58	\$734,970.40		\$1,528,004.98
	\$175.98	\$163.10		\$339.08
	\$18,982.94	\$17,593.06		\$36,576.00
	\$1,079,485.00	\$1,000,447.59		\$2,079,932.59
	\$55.15	\$51.11		\$106.26
	\$155.67	\$144.28		\$299.95
	\$210.82	\$195.39		\$406.21
	\$1,982,173.33	\$1,837,043.11	\$603,198.00	\$4,422,414.44

REVISED SUBMISSION

General Fund (10)

1300 Vocational Education

Elementary

Secondary

Federal

Total

500 Other Purchased Services

564 Tuition To Career and Technology Centers

\$334,837.00

\$334,837.00

Total Other Purchased Services

\$334,837.00

\$334,837.00

Total 1300 Vocational Education

\$334,837.00

\$334,837.00

General Fund (10)

1400 Other Instructional Programs - Elementary / Secondary

100 Personnel Services - Salaries

100 Personnel Services - Salaries

Elementary

Secondary

Federal

Total

\$38,880.05

\$36,033.34

\$69,314.15

\$144,227.54

Total Personnel Services - Salaries

\$38,880.05

\$36,033.34

\$69,314.15

\$144,227.54

200 Personnel Services - Employee Benefits

210 Group Insurance - Contracted Provider

220 Social Security Contributions

230 Retirement Contributions

\$23,094.47

\$2,966.60

\$2,749.39

\$5,073.34

\$23,094.47

\$10,789.33

\$8,636.87

\$8,004.50

\$14,833.15

\$31,474.52

Total Personnel Services - Employee Benefits

\$11,603.47

\$10,753.89

\$43,000.96

\$65,358.32

300 Purchased Professional and Technical Services

329 Professional Educational Services - Other

\$35,758.40

\$33,140.26

\$68,898.66

Total Purchased Professional and Technical Services

\$35,758.40

\$33,140.26

\$68,898.66

500 Other Purchased Services

561 Tuition To Other School Districts Within the State

\$1,841.02

\$1,706.23

\$3,547.25

Total Other Purchased Services

\$1,841.02

\$1,706.23

\$3,547.25

600 Supplies

610 General Supplies

640 Books and Periodicals

650 Supplies & Fees - Technology Related

\$988.53

\$916.16

\$1,212.92

\$3,117.61

\$822.10

\$822.10

\$265.85

\$265.85

Total Supplies

\$988.53

\$916.16

\$2,300.87

\$4,205.56

Total 1400 Other Instructional Programs - Elementary / Secondary

\$89,071.47

\$82,549.88

\$114,615.98

\$286,237.33

General Fund (10)

1420 Summer School

100 Personnel Services - Salaries

	<u>Elementary</u>	<u>Secondary</u>	<u>Federal</u>	<u>Total</u>
100 Personnel Services - Salaries	\$35,761.58	\$33,143.19	\$2,362.45	\$71,267.22
Total Personnel Services - Salaries	\$35,761.58	\$33,143.19	\$2,362.45	\$71,267.22

200 Personnel Services - Employee Benefits

220 Social Security Contributions	\$2,735.88	\$2,535.57	\$180.76	\$5,452.21
230 Retirement Contributions	\$8,056.29	\$7,466.43	\$505.58	\$16,028.30
Total Personnel Services - Employee Benefits	\$10,792.17	\$10,002.00	\$686.34	\$21,480.51

600 Supplies

610 General Supplies	\$988.53	\$916.16		\$1,904.69
Total Supplies	\$988.53	\$916.16		\$1,904.69
Total 1420 Summer School	\$47,542.28	\$44,061.35	\$3,048.79	\$94,652.42

General Fund (10)

1430 Homebound Instruction

100 Personnel Services - Salaries

100 Personnel Services - Salaries

Total Personnel Services - Salaries

200 Personnel Services - Employee Benefits

220 Social Security Contributions

230 Retirement Contributions

Total Personnel Services - Employee Benefits

300 Purchased Professional and Technical Services

329 Professional Educational Services - Other

Total Purchased Professional and Technical Services

Total 1430 Homebound Instruction

	<u>Elementary</u>	<u>Secondary</u>	<u>Federal</u>	<u>Total</u>
	\$3,118.47	\$2,890.15		\$6,008.62
	\$3,118.47	\$2,890.15		\$6,008.62
	\$230.72	\$213.82		\$444.54
	\$580.58	\$538.07		\$1,118.65
	\$811.30	\$751.89		\$1,563.19
	\$35,758.40	\$33,140.26		\$68,898.66
	\$35,758.40	\$33,140.26		\$68,898.66
	\$39,688.17	\$36,782.30		\$76,470.47

General Fund (10)

1440 Alternative Regular Education Programs

500 Other Purchased Services

561 Tuition To Other School Districts Within the State

Total Other Purchased Services

Total 1440 Alternative Regular Education Programs

	<u>Elementary</u>	<u>Secondary</u>	<u>Federal</u>	<u>Total</u>
561 Tuition To Other School Districts Within the State	\$1,841.02	\$1,706.23		\$3,547.25
Total Other Purchased Services	\$1,841.02	\$1,706.23		\$3,547.25
Total 1440 Alternative Regular Education Programs	\$1,841.02	\$1,706.23		\$3,547.25

REVISED SUBMISSION

General Fund (10)

1441 Adjudicated / Court-Placed Programs

500 Other Purchased Services

561 Tuition To Other School Districts Within the State

Total Other Purchased Services

Total 1441 Adjudicated / Court-Placed Programs

	<u>Elementary</u>	<u>Secondary</u>	<u>Federal</u>	<u>Total</u>
	\$1,841.02	\$1,706.23		\$3,547.25
	\$1,841.02	\$1,706.23		\$3,547.25
	\$1,841.02	\$1,706.23		\$3,547.25

General Fund (10)

1490 Additional Other Instructional Programs

Elementary

Secondary

Federal

Total

100 Personnel Services - Salaries

100 Personnel Services - Salaries

\$66,951.70

\$66,951.70

Total Personnel Services - Salaries

\$66,951.70

\$66,951.70

200 Personnel Services - Employee Benefits

210 Group Insurance - Contracted Provider

\$23,094.47

\$23,094.47

220 Social Security Contributions

\$4,892.58

\$4,892.58

230 Retirement Contributions

\$14,327.57

\$14,327.57

Total Personnel Services - Employee Benefits

\$42,314.62

\$42,314.62

600 Supplies

610 General Supplies

\$1,212.92

\$1,212.92

640 Books and Periodicals

\$822.10

\$822.10

650 Supplies & Fees - Technology Related

\$265.85

\$265.85

Total Supplies

\$2,300.87

\$2,300.87

Total 1490 Additional Other Instructional Programs

\$111,567.19

\$111,567.19

REVISED SUBMISSION

General Fund (10)

1500 Nonpublic School Programs

Elementary

Secondary

Federal

Total

300 Purchased Professional and Technical Services

322 Professional Educational Services - lus

\$7,011.87

\$7,011.87

Total Purchased Professional and Technical Services

\$7,011.87

\$7,011.87

Total 1500 Nonpublic School Programs

\$7,011.87

\$7,011.87

REVISED SUBMISSION

General Fund (10)

1600 Adult Education Programs

Elementary

Secondary

Federal

Total

500 Other Purchased Services

566 Tuition To Institutions of Higher Education and Technical Institutes

\$167,255.00

Total Other Purchased Services

\$167,255.00

Total 1600 Adult Education Programs

\$167,255.00

General Fund (10)

2000 Support Services

Total

100 Personnel Services - Salaries

100 Personnel Services - Salaries \$8,661,755.42

Total Personnel Services - Salaries

\$8,661,755.42

200 Personnel Services - Employee Benefits

210 Group Insurance - Contracted Provider \$1,981,846.99

220 Social Security Contributions \$623,702.12

230 Retirement Contributions \$1,846,780.44

240 Tuition Reimbursement \$79,422.01

250 Unemployment Compensation \$8,167.17

260 Workers' Compensation \$271,591.00

280 Other Post-Employment Benefits (OPEB) \$1,914.99

290 Other Current Employee Benefits \$22,519.99

Total Personnel Services - Employee Benefits

\$4,835,944.71

300 Purchased Professional and Technical Services

329 Professional Educational Services - Other \$24,440.27

330 Other Professional Services \$739,110.46

340 Technical Services \$167,737.47

350 Security / Safety Services \$44,948.78

Total Purchased Professional and Technical Services

\$976,236.98

400 Purchased Property Services

410 Cleaning Services \$1,037,708.91

420 Utility Services \$221,031.30

430 Repairs and Maintenance Services \$466,223.18

440 Rentals \$432,792.85

460 Extermination Services \$6,192.00

490 Other Purchased Property Services \$3,143.00

Total Purchased Property Services

\$2,167,091.24

500 Other Purchased Services

513 Contracted Carriers \$123,056.04

520 Insurance - General \$69,713.73

522 Automotive Liability Insurance \$70,001.00

523 General Property and Liability Insurance \$248,206.00

529 Other Insurance \$2,145.00

530 Communications \$96,099.49

549 Other Advertising/Public Relations \$2,143.63

550 Printing and Binding \$1,884.38

580 Travel \$36,047.26

591 Services Purchased Locally \$19,508.80

595 IU Payments By Withholding \$49,149.38

Total Other Purchased Services

\$717,954.71

600 Supplies

610 General Supplies \$538,870.48

620 Energy \$920,088.89

630 Food \$11,414.39

LEA : 125239603 Wallingford-Swarthmore SD

Printed 1/29/2016 2:32:28 PM

REVISED SUBMISSION

General Fund (10)

2000 Support Services

Total

600 Supplies

640 Books and Periodicals	\$31,183.54
650 Supplies & Fees - Technology Related	\$54,048.28

Total Supplies	\$1,555,605.58
-----------------------	-----------------------

700 Property

750 Equipment - Original and Additional	\$23,925.00
760 Equipment - Replacement	\$20,783.71

Total Property	\$44,708.71
-----------------------	--------------------

800 Other Objects

810 Dues and Fees	\$33,482.61
820 Claims and Judgments Against the LEA	\$334,567.46
890 Miscellaneous Expenditures	\$4,872.50

Total Other Objects	\$372,922.57
----------------------------	---------------------

Total 2000 Support Services	\$19,332,219.92
------------------------------------	------------------------

General Fund (10)

	<u>Elementary</u>	<u>Secondary</u>	<u>Federal</u>	<u>Total</u>
2100 Support Services - Students				
100 Personnel Services - Salaries				
100 Personnel Services - Salaries	\$717,202.48	\$664,690.55		\$1,502,755.29
Total Personnel Services - Salaries	\$717,202.48	\$664,690.55		\$1,502,755.29
200 Personnel Services - Employee Benefits				
210 Group Insurance - Contracted Provider	\$125,173.50	\$116,008.57		\$271,345.87
220 Social Security Contributions	\$52,828.61	\$48,960.63		\$110,572.06
230 Retirement Contributions	\$153,036.76	\$141,831.76		\$320,733.05
Total Personnel Services - Employee Benefits	\$331,038.87	\$306,800.96		\$702,650.98
300 Purchased Professional and Technical Services				
330 Other Professional Services	\$9,435.71	\$8,744.85		\$19,927.61
340 Technical Services	\$1,118.16	\$1,036.29		\$2,154.45
Total Purchased Professional and Technical Services	\$10,553.87	\$9,781.14		\$22,082.06
400 Purchased Property Services				
440 Rentals	\$1,535.38	\$1,422.96		\$2,958.34
Total Purchased Property Services	\$1,535.38	\$1,422.96		\$2,958.34
500 Other Purchased Services				
530 Communications	\$120.50	\$111.68		\$232.18
580 Travel				\$1,128.66
Total Other Purchased Services	\$120.50	\$111.68		\$1,360.84
600 Supplies				
610 General Supplies	\$37,900.40	\$35,125.43	\$286.55	\$120,318.22
640 Books and Periodicals	\$538.92	\$499.46		\$1,038.38
Total Supplies	\$38,439.32	\$35,624.89	\$286.55	\$121,356.60
800 Other Objects				
810 Dues and Fees				\$60.00
Total Other Objects				\$60.00
Total 2100 Support Services - Students	\$1,098,890.42	\$1,018,432.18	\$286.55	\$2,353,224.11

General Fund (10)

	<u>Elementary</u>	<u>Secondary</u>	<u>Federal</u>	<u>Total</u>
2120 Guidance Services				
100 Personnel Services - Salaries				
100 Personnel Services - Salaries	\$517,202.37	\$479,333.99		\$996,536.36
Total Personnel Services - Salaries	\$517,202.37	\$479,333.99		\$996,536.36
200 Personnel Services - Employee Benefits				
210 Group Insurance - Contracted Provider	\$92,209.11	\$85,457.76		\$177,666.87
220 Social Security Contributions	\$37,910.85	\$35,135.11		\$73,045.96
230 Retirement Contributions	\$110,458.97	\$102,371.42		\$212,830.39
Total Personnel Services - Employee Benefits	\$240,578.93	\$222,964.29		\$463,543.22
300 Purchased Professional and Technical Services				
340 Technical Services	\$1,118.16	\$1,036.29		\$2,154.45
Total Purchased Professional and Technical Services	\$1,118.16	\$1,036.29		\$2,154.45
400 Purchased Property Services				
440 Rentals	\$1,535.38	\$1,422.96		\$2,958.34
Total Purchased Property Services	\$1,535.38	\$1,422.96		\$2,958.34
500 Other Purchased Services				
530 Communications	\$120.50	\$111.68		\$232.18
Total Other Purchased Services	\$120.50	\$111.68		\$232.18
600 Supplies				
610 General Supplies	\$31,964.38	\$29,624.03		\$61,588.41
640 Books and Periodicals	\$538.92	\$499.46		\$1,038.38
Total Supplies	\$32,503.30	\$30,123.49		\$62,626.79
Total 2120 Guidance Services	\$793,058.64	\$734,992.70		\$1,528,051.34

General Fund (10)

2140 Psychological Services

100 Personnel Services - Salaries

	<u>Elementary</u>	<u>Secondary</u>	<u>Federal</u>	<u>Total</u>
100 Personnel Services - Salaries	\$200,000.11	\$185,356.56		\$385,356.67
Total Personnel Services - Salaries	\$200,000.11	\$185,356.56		\$385,356.67

200 Personnel Services - Employee Benefits

210 Group Insurance - Contracted Provider	\$32,964.39	\$30,550.81		\$63,515.20
220 Social Security Contributions	\$14,917.76	\$13,825.52		\$28,743.28
230 Retirement Contributions	\$42,577.79	\$39,460.34		\$82,038.13
Total Personnel Services - Employee Benefits	\$90,459.94	\$83,836.67		\$174,296.61

300 Purchased Professional and Technical Services

330 Other Professional Services	\$9,435.71	\$8,744.85		\$18,180.56
Total Purchased Professional and Technical Services	\$9,435.71	\$8,744.85		\$18,180.56

600 Supplies

610 General Supplies	\$5,936.02	\$5,501.40	\$286.55	\$11,723.97
Total Supplies	\$5,936.02	\$5,501.40	\$286.55	\$11,723.97

Total 2140 Psychological Services	\$305,831.78	\$283,439.48	\$286.55	\$589,557.81
--	---------------------	---------------------	-----------------	---------------------

REVISED SUBMISSION

General Fund (10)

2160 Social Work Services

Elementary

Secondary

Federal

Total

100 Personnel Services - Salaries

100 Personnel Services - Salaries

\$64,692.00

Total Personnel Services - Salaries

\$64,692.00

200 Personnel Services - Employee Benefits

210 Group Insurance - Contracted Provider

\$22,360.26

220 Social Security Contributions

\$4,541.50

230 Retirement Contributions

\$13,844.02

Total Personnel Services - Employee Benefits

\$40,745.78

Total 2160 Social Work Services

\$105,437.78

General Fund (10)

2170 Student Accounting Services

Elementary

Secondary

Federal

Total

100 Personnel Services - Salaries

100 Personnel Services - Salaries

\$56,170.26

Total Personnel Services - Salaries

\$56,170.26

200 Personnel Services - Employee Benefits

210 Group Insurance - Contracted Provider

\$7,803.54

220 Social Security Contributions

\$4,241.32

230 Retirement Contributions

\$12,020.51

Total Personnel Services - Employee Benefits

\$24,065.37

300 Purchased Professional and Technical Services

330 Other Professional Services

\$1,747.05

Total Purchased Professional and Technical Services

\$1,747.05

500 Other Purchased Services

580 Travel

\$1,128.66

Total Other Purchased Services

\$1,128.66

600 Supplies

610 General Supplies

\$47,005.84

Total Supplies

\$47,005.84

800 Other Objects

810 Dues and Fees

\$60.00

Total Other Objects

\$60.00

Total 2170 Student Accounting Services

\$130,177.18

General Fund (10)

2200 Support Services - Instructional Staff

100 Personnel Services - Salaries

	<u>Elementary</u>	<u>Secondary</u>	<u>Federal</u>	<u>Total</u>
100 Personnel Services - Salaries	\$741,799.52	\$687,486.65	\$21,022.50	\$1,450,308.67
Total Personnel Services - Salaries	\$741,799.52	\$687,486.65	\$21,022.50	\$1,450,308.67

200 Personnel Services - Employee Benefits

210 Group Insurance - Contracted Provider	\$143,354.50	\$132,858.42		\$276,212.92
220 Social Security Contributions	\$53,758.44	\$49,822.37	\$1,573.46	\$105,154.27
230 Retirement Contributions	\$159,520.68	\$147,840.93	\$4,498.87	\$311,860.48
240 Tuition Reimbursement	\$20,241.00	\$18,759.00		\$39,000.00
280 Other Post-Employment Benefits (OPEB)	\$993.88	\$921.11		\$1,914.99
290 Other Current Employee Benefits	\$1,026.06	\$950.94		\$1,977.00
Total Personnel Services - Employee Benefits	\$378,894.56	\$351,152.77	\$6,072.33	\$736,119.66

300 Purchased Professional and Technical Services

329 Professional Educational Services - Other	\$1,665.20	\$1,543.28	\$18,331.79	\$21,540.27
330 Other Professional Services	\$794.36	\$736.19		\$1,530.55
340 Technical Services	\$27,539.89	\$25,523.49	\$44,829.78	\$97,893.16
Total Purchased Professional and Technical Services	\$29,999.45	\$27,802.96	\$63,161.57	\$120,963.98

400 Purchased Property Services

430 Repairs and Maintenance Services	\$105.88	\$98.12		\$204.00
440 Rentals	\$3,361.30	\$3,115.19		\$6,476.49
Total Purchased Property Services	\$3,467.18	\$3,213.31		\$6,680.49

500 Other Purchased Services

530 Communications	\$90.28	\$83.67		\$173.95
580 Travel	\$3,616.98	\$3,352.15	\$16,693.01	\$23,662.14
Total Other Purchased Services	\$3,707.26	\$3,435.82	\$16,693.01	\$23,836.09

600 Supplies

610 General Supplies	\$4,290.60	\$3,976.46	\$3,195.64	\$11,462.70
630 Food	\$810.59	\$751.24		\$1,561.83
640 Books and Periodicals	\$14,208.83	\$13,168.49		\$27,377.32
650 Supplies & Fees - Technology Related	\$28,051.06	\$25,997.22		\$54,048.28
Total Supplies	\$47,361.08	\$43,893.41	\$3,195.64	\$94,450.13

800 Other Objects

810 Dues and Fees	\$463.47	\$429.53		\$893.00
Total Other Objects	\$463.47	\$429.53		\$893.00

Total 2200 Support Services - Instructional Staff

Total 2200 Support Services - Instructional Staff	\$1,205,692.52	\$1,117,414.45	\$110,145.05	\$2,433,252.02
--	-----------------------	-----------------------	---------------------	-----------------------

General Fund (10)

	<u>Elementary</u>	<u>Secondary</u>	<u>Federal</u>	<u>Total</u>
2220 Technology Support Services				
100 Personnel Services - Salaries				
100 Personnel Services - Salaries	\$136,331.34	\$126,349.47		\$262,680.81
Total Personnel Services - Salaries	\$136,331.34	\$126,349.47		\$262,680.81
200 Personnel Services - Employee Benefits				
210 Group Insurance - Contracted Provider	\$33,444.93	\$30,996.17		\$64,441.10
220 Social Security Contributions	\$9,902.01	\$9,177.01		\$19,079.02
230 Retirement Contributions	\$29,036.51	\$26,910.52		\$55,947.03
Total Personnel Services - Employee Benefits	\$72,383.45	\$67,083.70		\$139,467.15
400 Purchased Property Services				
430 Repairs and Maintenance Services	\$105.88	\$98.12		\$204.00
Total Purchased Property Services	\$105.88	\$98.12		\$204.00
600 Supplies				
650 Supplies & Fees - Technology Related	\$21,485.25	\$19,912.14		\$41,397.39
Total Supplies	\$21,485.25	\$19,912.14		\$41,397.39
Total 2220 Technology Support Services	\$230,305.92	\$213,443.43		\$443,749.35

REVISED SUBMISSION

General Fund (10)

2240 Computer-Assisted Instruction Support Services

300 Purchased Professional and Technical Services

340 Technical Services

Total Purchased Professional and Technical Services

Total 2240 Computer-Assisted Instruction Support Services

<u>Elementary</u>	<u>Secondary</u>	<u>Federal</u>	<u>Total</u>
\$27,539.89	\$25,523.49		\$53,063.38
\$27,539.89	\$25,523.49		\$53,063.38
\$27,539.89	\$25,523.49		\$53,063.38

General Fund (10)

2250 School Library Services

100 Personnel Services - Salaries

	<u>Elementary</u>	<u>Secondary</u>	<u>Federal</u>	<u>Total</u>
100 Personnel Services - Salaries	\$248,186.84	\$230,015.16		\$478,202.00
Total Personnel Services - Salaries	\$248,186.84	\$230,015.16		\$478,202.00

200 Personnel Services - Employee Benefits

210 Group Insurance - Contracted Provider	\$45,531.19	\$42,197.50		\$87,728.69
220 Social Security Contributions	\$18,326.87	\$16,985.01		\$35,311.88
230 Retirement Contributions	\$52,492.49	\$48,649.10		\$101,141.59
Total Personnel Services - Employee Benefits	\$116,350.55	\$107,831.61		\$224,182.16

400 Purchased Property Services

440 Rentals	\$1,328.54	\$1,231.27		\$2,559.81
Total Purchased Property Services	\$1,328.54	\$1,231.27		\$2,559.81

500 Other Purchased Services

580 Travel	\$373.68	\$346.32		\$720.00
Total Other Purchased Services	\$373.68	\$346.32		\$720.00

600 Supplies

610 General Supplies	\$1,179.06	\$1,092.74		\$2,271.80
640 Books and Periodicals	\$13,479.13	\$12,492.22		\$25,971.35
650 Supplies & Fees - Technology Related	\$6,534.70	\$6,056.24		\$12,590.94
Total Supplies	\$21,192.89	\$19,641.20		\$40,834.09
Total 2250 School Library Services	\$387,432.50	\$359,065.56		\$746,498.06

General Fund (10)

2260 Instruction and Curriculum Development Services

	<u>Elementary</u>	<u>Secondary</u>	<u>Federal</u>	<u>Total</u>
100 Personnel Services - Salaries				
100 Personnel Services - Salaries	\$351,961.59	\$326,191.77	\$11,062.50	\$689,215.86
Total Personnel Services - Salaries	\$351,961.59	\$326,191.77	\$11,062.50	\$689,215.86
200 Personnel Services - Employee Benefits				
210 Group Insurance - Contracted Provider	\$64,378.38	\$59,664.75		\$124,043.13
220 Social Security Contributions	\$25,134.04	\$23,293.79	\$837.33	\$49,265.16
230 Retirement Contributions	\$76,853.26	\$71,226.24	\$2,367.38	\$150,446.88
240 Tuition Reimbursement	\$20,241.00	\$18,759.00		\$39,000.00
280 Other Post-Employment Benefits (OPEB)	\$993.88	\$921.11		\$1,914.99
290 Other Current Employee Benefits	\$1,026.06	\$950.94		\$1,977.00
Total Personnel Services - Employee Benefits	\$188,626.62	\$174,815.83	\$3,204.71	\$366,647.16
300 Purchased Professional and Technical Services				
330 Other Professional Services	\$794.36	\$736.19		\$1,530.55
340 Technical Services			\$44,829.78	\$44,829.78
Total Purchased Professional and Technical Services	\$794.36	\$736.19	\$44,829.78	\$46,360.33
400 Purchased Property Services				
440 Rentals	\$2,032.76	\$1,883.92		\$3,916.68
Total Purchased Property Services	\$2,032.76	\$1,883.92		\$3,916.68
500 Other Purchased Services				
530 Communications	\$90.28	\$83.67		\$173.95
580 Travel	\$1,768.70	\$1,639.20		\$3,407.90
Total Other Purchased Services	\$1,858.98	\$1,722.87		\$3,581.85
600 Supplies				
610 General Supplies	\$2,879.56	\$2,668.73	\$3,195.64	\$8,743.93
640 Books and Periodicals	\$681.20	\$631.32		\$1,312.52
650 Supplies & Fees - Technology Related	\$31.11	\$28.84		\$59.95
Total Supplies	\$3,591.87	\$3,328.89	\$3,195.64	\$10,116.40
800 Other Objects				
810 Dues and Fees	\$463.47	\$429.53		\$893.00
Total Other Objects	\$463.47	\$429.53		\$893.00
Total 2260 Instruction and Curriculum Development Services	\$549,329.65	\$509,109.00	\$62,292.63	\$1,120,731.28

General Fund (10)

	<u>Elementary</u>	<u>Secondary</u>	<u>Federal</u>	<u>Total</u>
2270 Instructional Staff Professional Development Services				
100 Personnel Services - Salaries				
100 Personnel Services - Salaries			\$9,960.00	\$9,960.00
Total Personnel Services - Salaries			\$9,960.00	\$9,960.00
200 Personnel Services - Employee Benefits				
220 Social Security Contributions			\$736.13	\$736.13
230 Retirement Contributions			\$2,131.49	\$2,131.49
Total Personnel Services - Employee Benefits			\$2,867.62	\$2,867.62
300 Purchased Professional and Technical Services				
329 Professional Educational Services - Other	\$1,665.20	\$1,543.28	\$18,331.79	\$21,540.27
Total Purchased Professional and Technical Services	\$1,665.20	\$1,543.28	\$18,331.79	\$21,540.27
500 Other Purchased Services				
580 Travel	\$1,474.60	\$1,366.63	\$16,693.01	\$19,534.24
Total Other Purchased Services	\$1,474.60	\$1,366.63	\$16,693.01	\$19,534.24
600 Supplies				
610 General Supplies	\$231.98	\$214.99		\$446.97
630 Food	\$810.59	\$751.24		\$1,561.83
640 Books and Periodicals	\$48.50	\$44.95		\$93.45
Total Supplies	\$1,091.07	\$1,011.18		\$2,102.25
Total 2270 Instructional Staff Professional Development Services	\$4,230.87	\$3,921.09	\$47,852.42	\$56,004.38

General Fund (10)

	<u>Elementary</u>	<u>Secondary</u>	<u>Federal</u>	<u>Total</u>
2290 Other Instructional Staff Services				
100 Personnel Services - Salaries				
100 Personnel Services - Salaries	\$5,319.75	\$4,930.25		\$10,250.00
Total Personnel Services - Salaries	\$5,319.75	\$4,930.25		\$10,250.00
200 Personnel Services - Employee Benefits				
220 Social Security Contributions	\$395.52	\$366.56		\$762.08
230 Retirement Contributions	\$1,138.42	\$1,055.07		\$2,193.49
Total Personnel Services - Employee Benefits	\$1,533.94	\$1,421.63		\$2,955.57
Total 2290 Other Instructional Staff Services	\$6,853.69	\$6,351.88		\$13,205.57

General Fund (10)

2300 Support Services - Administration

100 Personnel Services - Salaries

	<u>Elementary</u>	<u>Secondary</u>	<u>Federal</u>	<u>Total</u>
100 Personnel Services - Salaries	\$841,569.61	\$779,951.79		\$1,971,803.76
Total Personnel Services - Salaries	\$841,569.61	\$779,951.79		\$1,971,803.76

200 Personnel Services - Employee Benefits

210 Group Insurance - Contracted Provider	\$151,294.09	\$140,216.68		\$317,793.80
220 Social Security Contributions	\$60,898.62	\$56,439.77		\$135,753.59
230 Retirement Contributions	\$179,953.17	\$166,777.41		\$416,911.06
240 Tuition Reimbursement	\$16,927.19	\$15,687.82		\$34,114.01
290 Other Current Employee Benefits	\$2,163.37	\$2,004.97		\$4,168.34
Total Personnel Services - Employee Benefits	\$411,236.44	\$381,126.65		\$908,740.80

300 Purchased Professional and Technical Services

330 Other Professional Services				\$312,377.81
Total Purchased Professional and Technical Services				\$312,377.81

400 Purchased Property Services

440 Rentals	\$12,963.64	\$12,014.47		\$24,978.11
Total Purchased Property Services	\$12,963.64	\$12,014.47		\$24,978.11

500 Other Purchased Services

520 Insurance - General				\$69,713.73
530 Communications	\$7,672.78	\$7,111.01		\$24,105.92
549 Other Advertising/Public Relations				\$1,812.50
550 Printing and Binding	\$479.04	\$443.96		\$923.00
580 Travel	\$206.36	\$191.25		\$1,547.26
591 Services Purchased Locally				\$19,508.80
Total Other Purchased Services	\$8,358.18	\$7,746.22		\$117,611.21

600 Supplies

610 General Supplies	\$21,270.46	\$19,713.09		\$58,550.27
630 Food	\$2,221.00	\$2,058.38		\$5,611.70
640 Books and Periodicals	\$1,094.51	\$1,014.38		\$2,767.84
Total Supplies	\$24,585.97	\$22,785.85		\$66,929.81

800 Other Objects

810 Dues and Fees	\$2,209.37	\$2,047.61		\$26,240.57
820 Claims and Judgments Against the LEA				\$334,567.46
Total Other Objects	\$2,209.37	\$2,047.61		\$360,808.03

Total 2300 Support Services - Administration

Total 2300 Support Services - Administration	\$1,300,923.21	\$1,205,672.59		\$3,763,249.53
---	-----------------------	-----------------------	--	-----------------------

General Fund (10)

2310 Board Services

Elementary

Secondary

Federal

Total

100 Personnel Services - Salaries

100 Personnel Services - Salaries

\$400.00

Total Personnel Services - Salaries

\$400.00

200 Personnel Services - Employee Benefits

220 Social Security Contributions

\$30.60

Total Personnel Services - Employee Benefits

\$30.60

500 Other Purchased Services

520 Insurance - General

\$50,137.00

549 Other Advertising/Public Relations

\$1,680.97

580 Travel

\$508.78

Total Other Purchased Services

\$52,326.75

600 Supplies

610 General Supplies

\$340.76

Total Supplies

\$340.76

800 Other Objects

810 Dues and Fees

\$12,312.71

820 Claims and Judgments Against the LEA

\$334,567.46

Total Other Objects

\$346,880.17

Total 2310 Board Services

\$399,978.28

General Fund (10)

2330 Tax Assessment and Collection Services

Elementary

Secondary

Federal

Total

100 Personnel Services - Salaries

100 Personnel Services - Salaries

\$48,975.96

Total Personnel Services - Salaries

\$48,975.96

200 Personnel Services - Employee Benefits

210 Group Insurance - Contracted Provider

(\$406.92)

220 Social Security Contributions

\$3,712.07

230 Retirement Contributions

\$9,881.70

Total Personnel Services - Employee Benefits

\$13,186.85

500 Other Purchased Services

520 Insurance - General

\$19,576.73

530 Communications

\$9,322.13

549 Other Advertising/Public Relations

\$131.53

Total Other Purchased Services

\$29,030.39

600 Supplies

610 General Supplies

\$15,566.86

Total Supplies

\$15,566.86

Total 2330 Tax Assessment and Collection Services

\$106,760.06

REVISED SUBMISSION

General Fund (10)

2350 Legal and Accounting Services

Elementary

Secondary

Federal

Total

300 Purchased Professional and Technical Services

330 Other Professional Services

\$273,877.81

Total Purchased Professional and Technical Services

\$273,877.81

Total 2350 Legal and Accounting Services

\$273,877.81

General Fund (10)

2360 Office of the Superintendent / Executive Director Services

Elementary

Secondary

Federal

Total

100 Personnel Services - Salaries

100 Personnel Services - Salaries

\$300,906.40

Total Personnel Services - Salaries

\$300,906.40

200 Personnel Services - Employee Benefits

210 Group Insurance - Contracted Provider

\$26,689.95

220 Social Security Contributions

\$14,672.53

230 Retirement Contributions

\$60,298.78

240 Tuition Reimbursement

\$1,499.00

Total Personnel Services - Employee Benefits

\$103,160.26

500 Other Purchased Services

530 Communications

\$207.12

\$191.96

\$399.08

580 Travel

\$640.87

Total Other Purchased Services

\$207.12

\$191.96

\$1,039.95

600 Supplies

610 General Supplies

\$1,511.42

630 Food

\$1,332.32

640 Books and Periodicals

\$658.95

Total Supplies

\$3,502.69

800 Other Objects

810 Dues and Fees

\$9,670.88

Total Other Objects

\$9,670.88

Total 2360 Office of the Superintendent / Executive Director Services

\$207.12

\$191.96

\$418,280.18

General Fund (10)

2370 Community Relations Services

Elementary

Secondary

Federal

Total

300 Purchased Professional and Technical Services

330 Other Professional Services

\$38,500.00

Total Purchased Professional and Technical Services

\$38,500.00

600 Supplies

610 General Supplies

\$147.68

Total Supplies

\$147.68

Total 2370 Community Relations Services

\$38,647.68

General Fund (10)

	<u>Elementary</u>	<u>Secondary</u>	<u>Federal</u>	<u>Total</u>
2380 Office of the Principal Services				
100 Personnel Services - Salaries				
100 Personnel Services - Salaries	\$841,569.61	\$779,951.79		\$1,621,521.40
Total Personnel Services - Salaries	\$841,569.61	\$779,951.79		\$1,621,521.40
200 Personnel Services - Employee Benefits				
210 Group Insurance - Contracted Provider	\$151,294.09	\$140,216.68		\$291,510.77
220 Social Security Contributions	\$60,898.62	\$56,439.77		\$117,338.39
230 Retirement Contributions	\$179,953.17	\$166,777.41		\$346,730.58
240 Tuition Reimbursement	\$16,927.19	\$15,687.82		\$32,615.01
290 Other Current Employee Benefits	\$2,163.37	\$2,004.97		\$4,168.34
Total Personnel Services - Employee Benefits	\$411,236.44	\$381,126.65		\$792,363.09
400 Purchased Property Services				
440 Rentals	\$12,963.64	\$12,014.47		\$24,978.11
Total Purchased Property Services	\$12,963.64	\$12,014.47		\$24,978.11
500 Other Purchased Services				
530 Communications	\$7,465.66	\$6,919.05		\$14,384.71
550 Printing and Binding	\$479.04	\$443.96		\$923.00
580 Travel	\$206.36	\$191.25		\$397.61
Total Other Purchased Services	\$8,151.06	\$7,554.26		\$15,705.32
600 Supplies				
610 General Supplies	\$21,270.46	\$19,713.09		\$40,983.55
630 Food	\$2,221.00	\$2,058.38		\$4,279.38
640 Books and Periodicals	\$1,094.51	\$1,014.38		\$2,108.89
Total Supplies	\$24,585.97	\$22,785.85		\$47,371.82
800 Other Objects				
810 Dues and Fees	\$2,209.37	\$2,047.61		\$4,256.98
Total Other Objects	\$2,209.37	\$2,047.61		\$4,256.98
Total 2380 Office of the Principal Services	\$1,300,716.09	\$1,205,480.63		\$2,506,196.72

REVISED SUBMISSION

General Fund (10)

2390 Other Administration Services

Elementary

Secondary

Federal

Total

500 Other Purchased Services

591 Services Purchased Locally

\$19,508.80

Total Other Purchased Services

\$19,508.80

Total 2390 Other Administration Services

\$19,508.80

General Fund (10)

2400 Support Services - Pupil Health

Elementary

Secondary

Federal

Total

100 Personnel Services - Salaries

100 Personnel Services - Salaries

\$264,894.92

Total Personnel Services - Salaries

\$264,894.92

200 Personnel Services - Employee Benefits

210 Group Insurance - Contracted Provider

\$82,119.26

220 Social Security Contributions

\$19,640.01

230 Retirement Contributions

\$55,996.56

Total Personnel Services - Employee Benefits

\$157,755.83

300 Purchased Professional and Technical Services

329 Professional Educational Services - Other

\$2,900.00

330 Other Professional Services

\$358,036.24

Total Purchased Professional and Technical Services

\$360,936.24

400 Purchased Property Services

410 Cleaning Services

\$1,024.00

430 Repairs and Maintenance Services

\$50.00

Total Purchased Property Services

\$1,074.00

600 Supplies

610 General Supplies

\$9,042.47

Total Supplies

\$9,042.47

Total 2400 Support Services - Pupil Health

\$793,703.46

REVISED SUBMISSION

General Fund (10)

2420 Medical Services

Elementary

Secondary

Federal

Total

300 Purchased Professional and Technical Services

330 Other Professional Services

\$358,036.24

Total Purchased Professional and Technical Services

\$358,036.24

Total 2420 Medical Services

\$358,036.24

General Fund (10)

2440 Nursing Services

Elementary

Secondary

Federal

Total

100 Personnel Services - Salaries

100 Personnel Services - Salaries

\$251,438.35

Total Personnel Services - Salaries

\$251,438.35

200 Personnel Services - Employee Benefits

210 Group Insurance - Contracted Provider

\$76,810.01

220 Social Security Contributions

\$18,652.14

230 Retirement Contributions

\$53,116.81

Total Personnel Services - Employee Benefits

\$148,578.96

300 Purchased Professional and Technical Services

329 Professional Educational Services - Other

\$2,900.00

Total Purchased Professional and Technical Services

\$2,900.00

400 Purchased Property Services

410 Cleaning Services

\$1,024.00

430 Repairs and Maintenance Services

\$50.00

Total Purchased Property Services

\$1,074.00

600 Supplies

610 General Supplies

\$9,042.47

Total Supplies

\$9,042.47

Total 2440 Nursing Services

\$413,033.78

REVISED SUBMISSION

General Fund (10)

2450 Nonpublic Health Services

Elementary

Secondary

Federal

Total

100 Personnel Services - Salaries

100 Personnel Services - Salaries

\$13,456.57

Total Personnel Services - Salaries

\$13,456.57

200 Personnel Services - Employee Benefits

210 Group Insurance - Contracted Provider

\$5,309.25

220 Social Security Contributions

\$987.87

230 Retirement Contributions

\$2,879.75

Total Personnel Services - Employee Benefits

\$9,176.87

Total 2450 Nonpublic Health Services

\$22,633.44

General Fund (10)

2500 Support Services - Business

Elementary

Secondary

Federal

Total

100 Personnel Services - Salaries

100 Personnel Services - Salaries

\$511,408.48

Total Personnel Services - Salaries

\$511,408.48

200 Personnel Services - Employee Benefits

210 Group Insurance - Contracted Provider

\$114,524.24

220 Social Security Contributions

\$36,086.99

230 Retirement Contributions

\$109,266.20

290 Other Current Employee Benefits

\$1,059.99

Total Personnel Services - Employee Benefits

\$260,937.42

300 Purchased Professional and Technical Services

340 Technical Services

\$2,560.00

Total Purchased Professional and Technical Services

\$2,560.00

400 Purchased Property Services

430 Repairs and Maintenance Services

\$900.00

440 Rentals

\$36,157.46

Total Purchased Property Services

\$37,057.46

500 Other Purchased Services

530 Communications

\$5,673.40

550 Printing and Binding

\$961.38

580 Travel

\$1,035.84

Total Other Purchased Services

\$7,670.62

600 Supplies

610 General Supplies

\$60,728.12

Total Supplies

\$60,728.12

800 Other Objects

810 Dues and Fees

\$1,284.45

890 Miscellaneous Expenditures

\$4,872.50

Total Other Objects

\$6,156.95

Total 2500 Support Services - Business

\$886,519.05

General Fund (10)

2510 Fiscal Services

Elementary

Secondary

Federal

Total

100 Personnel Services - Salaries

100 Personnel Services - Salaries

\$468,832.85

Total Personnel Services - Salaries

\$468,832.85

200 Personnel Services - Employee Benefits

210 Group Insurance - Contracted Provider

\$96,211.22

220 Social Security Contributions

\$32,985.35

230 Retirement Contributions

\$100,154.99

290 Other Current Employee Benefits

\$1,000.00

Total Personnel Services - Employee Benefits

\$230,351.56

300 Purchased Professional and Technical Services

340 Technical Services

\$2,560.00

Total Purchased Professional and Technical Services

\$2,560.00

400 Purchased Property Services

430 Repairs and Maintenance Services

\$900.00

440 Rentals

\$8,344.92

Total Purchased Property Services

\$9,244.92

500 Other Purchased Services

530 Communications

\$5,673.40

550 Printing and Binding

\$961.38

580 Travel

\$1,035.84

Total Other Purchased Services

\$7,670.62

600 Supplies

610 General Supplies

\$8,244.33

Total Supplies

\$8,244.33

800 Other Objects

810 Dues and Fees

\$1,284.45

890 Miscellaneous Expenditures

\$4,872.50

Total Other Objects

\$6,156.95

Total 2510 Fiscal Services

\$733,061.23

General Fund (10)

2511 Supervision of Fiscal Services - Head of Component

Elementary

Secondary

Federal

Total

100 Personnel Services - Salaries

100 Personnel Services - Salaries

\$468,832.85

Total Personnel Services - Salaries

\$468,832.85

200 Personnel Services - Employee Benefits

210 Group Insurance - Contracted Provider

\$96,211.22

220 Social Security Contributions

\$32,985.35

230 Retirement Contributions

\$100,154.99

290 Other Current Employee Benefits

\$1,000.00

Total Personnel Services - Employee Benefits

\$230,351.56

300 Purchased Professional and Technical Services

340 Technical Services

\$2,560.00

Total Purchased Professional and Technical Services

\$2,560.00

400 Purchased Property Services

430 Repairs and Maintenance Services

\$900.00

440 Rentals

\$8,344.92

Total Purchased Property Services

\$9,244.92

500 Other Purchased Services

530 Communications

\$5,673.40

550 Printing and Binding

\$961.38

580 Travel

\$1,035.84

Total Other Purchased Services

\$7,670.62

600 Supplies

610 General Supplies

\$8,244.33

Total Supplies

\$8,244.33

800 Other Objects

810 Dues and Fees

\$1,284.45

890 Miscellaneous Expenditures

\$4,872.50

Total Other Objects

\$6,156.95

Total 2511 Supervision of Fiscal Services - Head of Component

\$733,061.23

General Fund (10)

2540 Printing, Publishing and Duplicating Services

Elementary

Secondary

Federal

Total

100 Personnel Services - Salaries

100 Personnel Services - Salaries

\$42,575.63

Total Personnel Services - Salaries

\$42,575.63

200 Personnel Services - Employee Benefits

210 Group Insurance - Contracted Provider

\$18,313.02

220 Social Security Contributions

\$3,101.64

230 Retirement Contributions

\$9,111.21

290 Other Current Employee Benefits

\$59.99

Total Personnel Services - Employee Benefits

\$30,585.86

400 Purchased Property Services

440 Rentals

\$27,812.54

Total Purchased Property Services

\$27,812.54

600 Supplies

610 General Supplies

\$52,483.79

Total Supplies

\$52,483.79

Total 2540 Printing, Publishing and Duplicating Services

\$153,457.82

General Fund (10)

2600 Operation and Maintenance of Plant Services

Elementary

Secondary

Federal

Total

100 Personnel Services - Salaries

100 Personnel Services - Salaries

\$1,019,531.60

Total Personnel Services - Salaries

\$1,019,531.60

200 Personnel Services - Employee Benefits

210 Group Insurance - Contracted Provider

\$273,167.70

220 Social Security Contributions

\$76,267.12

230 Retirement Contributions

\$219,520.05

290 Other Current Employee Benefits

\$1,009.96

Total Personnel Services - Employee Benefits

\$569,964.83

300 Purchased Professional and Technical Services

330 Other Professional Services

\$23,421.25

340 Technical Services

\$11,467.25

350 Security / Safety Services

\$44,948.78

Total Purchased Professional and Technical Services

\$79,837.28

400 Purchased Property Services

410 Cleaning Services

\$1,036,684.91

420 Utility Services

\$221,031.30

430 Repairs and Maintenance Services

\$368,635.85

440 Rentals

\$9,508.77

460 Extermination Services

\$6,192.00

490 Other Purchased Property Services

\$2,748.00

Total Purchased Property Services

\$1,644,800.83

500 Other Purchased Services

523 General Property and Liability Insurance

\$248,206.00

529 Other Insurance

\$2,145.00

530 Communications

\$101.41

549 Other Advertising/Public Relations

\$331.13

580 Travel

\$227.60

Total Other Purchased Services

\$251,011.14

600 Supplies

610 General Supplies

\$86,549.94

\$80,212.94

\$166,762.88

620 Energy

\$672,368.16

Total Supplies

\$86,549.94

\$80,212.94

\$839,131.04

700 Property

750 Equipment - Original and Additional

\$23,925.00

760 Equipment - Replacement

\$3,304.35

Total Property

\$27,229.35

800 Other Objects

810 Dues and Fees

\$3,224.60

Total Other Objects

\$3,224.60

Total 2600 Operation and Maintenance of Plant Services

\$86,549.94

\$80,212.94

\$4,434,730.67

General Fund (10)

2610 Supervision of Operation and Maintenance of Plant Services

Elementary

Secondary

Federal

Total

100 Personnel Services - Salaries

100 Personnel Services - Salaries

\$162,011.60

Total Personnel Services - Salaries

\$162,011.60

200 Personnel Services - Employee Benefits

210 Group Insurance - Contracted Provider

\$39,083.77

220 Social Security Contributions

\$12,227.81

230 Retirement Contributions

\$34,460.28

290 Other Current Employee Benefits

\$500.00

Total Personnel Services - Employee Benefits

\$86,271.86

400 Purchased Property Services

440 Rentals

\$1,863.84

Total Purchased Property Services

\$1,863.84

500 Other Purchased Services

529 Other Insurance

\$2,145.00

530 Communications

\$101.41

549 Other Advertising/Public Relations

\$331.13

580 Travel

\$227.60

Total Other Purchased Services

\$2,805.14

600 Supplies

610 General Supplies

\$4,926.87

\$4,566.14

\$9,493.01

Total Supplies

\$4,926.87

\$4,566.14

\$9,493.01

800 Other Objects

810 Dues and Fees

\$2,184.60

Total Other Objects

\$2,184.60

Total 2610 Supervision of Operation and Maintenance of Plant Services

\$4,926.87

\$4,566.14

\$264,630.05

General Fund (10)

	<u>Elementary</u>	<u>Secondary</u>	<u>Federal</u>	<u>Total</u>
2611 Supervision of Operation and Maintenance of Plant Services - Head of Component				
100 Personnel Services - Salaries				
100 Personnel Services - Salaries				\$162,011.60
Total Personnel Services - Salaries				\$162,011.60
200 Personnel Services - Employee Benefits				
210 Group Insurance - Contracted Provider				\$39,083.77
220 Social Security Contributions				\$12,227.81
230 Retirement Contributions				\$34,460.28
290 Other Current Employee Benefits				\$500.00
Total Personnel Services - Employee Benefits				\$86,271.86
400 Purchased Property Services				
440 Rentals				\$1,863.84
Total Purchased Property Services				\$1,863.84
500 Other Purchased Services				
529 Other Insurance				\$2,145.00
530 Communications				\$101.41
549 Other Advertising/Public Relations				\$331.13
580 Travel				\$227.60
Total Other Purchased Services				\$2,805.14
600 Supplies				
610 General Supplies	\$4,926.87	\$4,566.14		\$9,493.01
Total Supplies	\$4,926.87	\$4,566.14		\$9,493.01
800 Other Objects				
810 Dues and Fees				\$2,184.60
Total Other Objects				\$2,184.60
Total 2611 Supervision of Operation and Maintenance of Plant Services - Head of Component	\$4,926.87	\$4,566.14		\$264,630.05

General Fund (10)

	<u>Elementary</u>	<u>Secondary</u>	<u>Federal</u>	<u>Total</u>
2620 Operation of Buildings Services				
100 Personnel Services - Salaries				
100 Personnel Services - Salaries				\$495,244.57
Total Personnel Services - Salaries				\$495,244.57
200 Personnel Services - Employee Benefits				
210 Group Insurance - Contracted Provider				\$141,392.58
220 Social Security Contributions				\$37,375.35
230 Retirement Contributions				\$107,633.29
290 Other Current Employee Benefits				\$509.96
Total Personnel Services - Employee Benefits				\$286,911.18
300 Purchased Professional and Technical Services				
340 Technical Services				\$11,467.25
Total Purchased Professional and Technical Services				\$11,467.25
400 Purchased Property Services				
410 Cleaning Services				\$928,528.95
420 Utility Services				\$221,031.30
430 Repairs and Maintenance Services				\$8,662.00
440 Rentals				\$6,093.14
460 Extermination Services				\$6,192.00
Total Purchased Property Services				\$1,170,507.39
500 Other Purchased Services				
523 General Property and Liability Insurance				\$248,206.00
Total Other Purchased Services				\$248,206.00
600 Supplies				
610 General Supplies	\$2,881.73	\$2,670.73		\$5,552.46
620 Energy				\$672,368.16
Total Supplies	\$2,881.73	\$2,670.73		\$677,920.62
800 Other Objects				
810 Dues and Fees				\$1,040.00
Total Other Objects				\$1,040.00
Total 2620 Operation of Buildings Services	\$2,881.73	\$2,670.73		\$2,891,297.01

General Fund (10)

2630 Care and Upkeep of Grounds Services

Elementary

Secondary

Federal

Total

100 Personnel Services - Salaries

100 Personnel Services - Salaries

\$105,821.20

Total Personnel Services - Salaries

\$105,821.20

200 Personnel Services - Employee Benefits

210 Group Insurance - Contracted Provider

\$7,518.65

220 Social Security Contributions

\$8,036.83

230 Retirement Contributions

\$22,324.77

Total Personnel Services - Employee Benefits

\$37,880.25

400 Purchased Property Services

410 Cleaning Services

\$108,155.96

430 Repairs and Maintenance Services

\$5,685.43

Total Purchased Property Services

\$113,841.39

600 Supplies

610 General Supplies

\$21,706.58

\$20,117.27

\$41,823.85

Total Supplies

\$21,706.58

\$20,117.27

\$41,823.85

700 Property

760 Equipment - Replacement

\$3,304.35

Total Property

\$3,304.35

Total 2630 Care and Upkeep of Grounds Services

\$21,706.58

\$20,117.27

\$302,671.04

General Fund (10)

	<u>Elementary</u>	<u>Secondary</u>	<u>Federal</u>	<u>Total</u>
2640 Care and Upkeep of Equipment Services				
100 Personnel Services - Salaries				
100 Personnel Services - Salaries				\$256,454.23
Total Personnel Services - Salaries				\$256,454.23
200 Personnel Services - Employee Benefits				
210 Group Insurance - Contracted Provider				\$85,172.70
220 Social Security Contributions				\$18,627.13
230 Retirement Contributions				\$55,101.71
Total Personnel Services - Employee Benefits				\$158,901.54
300 Purchased Professional and Technical Services				
330 Other Professional Services				\$23,421.25
Total Purchased Professional and Technical Services				\$23,421.25
400 Purchased Property Services				
430 Repairs and Maintenance Services				\$341,281.00
440 Rentals				\$1,551.79
490 Other Purchased Property Services				\$2,748.00
Total Purchased Property Services				\$345,580.79
600 Supplies				
610 General Supplies	\$52,685.76	\$48,828.22		\$101,513.98
Total Supplies	\$52,685.76	\$48,828.22		\$101,513.98
Total 2640 Care and Upkeep of Equipment Services	\$52,685.76	\$48,828.22		\$885,871.79

General Fund (10)

	<u>Elementary</u>	<u>Secondary</u>	<u>Federal</u>	<u>Total</u>
2650 Vehicle Operation and Maintenance Services (Other Than Student Transportation Vehicles)				
400 <u>Purchased Property Services</u>				
430 Repairs and Maintenance Services				\$8,750.42
Total Purchased Property Services				\$8,750.42
600 <u>Supplies</u>				
610 General Supplies	\$516.18	\$478.39		\$994.57
Total Supplies	\$516.18	\$478.39		\$994.57
Total 2650 Vehicle Operation and Maintenance Services (Other Than Student Transportation Vehicles)	\$516.18	\$478.39		\$9,744.99

General Fund (10)

2660 Safety and Security Services

Elementary

Secondary

Federal

Total

300 Purchased Professional and Technical Services

350 Security / Safety Services

\$44,948.78

Total Purchased Professional and Technical Services

\$44,948.78

400 Purchased Property Services

430 Repairs and Maintenance Services

\$4,257.00

Total Purchased Property Services

\$4,257.00

600 Supplies

610 General Supplies

\$3,832.82

\$3,552.19

\$7,385.01

Total Supplies

\$3,832.82

\$3,552.19

\$7,385.01

700 Property

750 Equipment - Original and Additional

\$23,925.00

Total Property

\$23,925.00

Total 2660 Safety and Security Services

\$3,832.82

\$3,552.19

\$80,515.79

General Fund (10)

2700 Student Transportation Services

Elementary

Secondary

Federal

Total

100 Personnel Services - Salaries

100 Personnel Services - Salaries

\$1,444,014.92

Total Personnel Services - Salaries

\$1,444,014.92

200 Personnel Services - Employee Benefits

210 Group Insurance - Contracted Provider

\$541,126.53

220 Social Security Contributions

\$104,194.70

230 Retirement Contributions

\$306,980.89

290 Other Current Employee Benefits

\$900.00

Total Personnel Services - Employee Benefits

\$953,202.12

300 Purchased Professional and Technical Services

330 Other Professional Services

\$2,085.00

340 Technical Services

\$6,844.91

Total Purchased Professional and Technical Services

\$8,929.91

400 Purchased Property Services

430 Repairs and Maintenance Services

\$31,357.33

440 Rentals

\$352,713.68

490 Other Purchased Property Services

\$395.00

Total Purchased Property Services

\$384,466.01

500 Other Purchased Services

513 Contracted Carriers

\$123,056.04

522 Automotive Liability Insurance

\$70,001.00

530 Communications

\$648.99

580 Travel

\$3,902.23

Total Other Purchased Services

\$197,608.26

600 Supplies

610 General Supplies

\$3,719.23

620 Energy

\$247,720.73

Total Supplies

\$251,439.96

800 Other Objects

810 Dues and Fees

\$100.00

Total Other Objects

\$100.00

Total 2700 Student Transportation Services

\$3,239,761.18

General Fund (10)

2720 Vehicle Operation Services

Elementary

Secondary

Federal

Total

100 Personnel Services - Salaries

100 Personnel Services - Salaries

\$1,160,741.66

Total Personnel Services - Salaries

\$1,160,741.66

200 Personnel Services - Employee Benefits

210 Group Insurance - Contracted Provider

\$438,311.77

220 Social Security Contributions

\$83,782.27

230 Retirement Contributions

\$246,819.38

290 Other Current Employee Benefits

\$729.00

Total Personnel Services - Employee Benefits

\$769,642.42

300 Purchased Professional and Technical Services

330 Other Professional Services

\$1,688.85

340 Technical Services

\$5,544.38

Total Purchased Professional and Technical Services

\$7,233.23

400 Purchased Property Services

430 Repairs and Maintenance Services

\$2,494.80

440 Rentals

\$285,698.08

Total Purchased Property Services

\$288,192.88

500 Other Purchased Services

513 Contracted Carriers

\$99,675.39

522 Automotive Liability Insurance

\$56,700.81

530 Communications

\$525.68

580 Travel

\$3,160.81

Total Other Purchased Services

\$160,062.69

600 Supplies

610 General Supplies

\$2,176.62

620 Energy

\$200,653.79

Total Supplies

\$202,830.41

800 Other Objects

810 Dues and Fees

\$81.00

Total Other Objects

\$81.00

Total 2720 Vehicle Operation Services

\$2,588,784.29

General Fund (10)

2740 Vehicle Servicing and Maintenance Services

Elementary

Secondary

Federal

Total

100 Personnel Services - Salaries

100 Personnel Services - Salaries

\$11,000.52

Total Personnel Services - Salaries

\$11,000.52

200 Personnel Services - Employee Benefits

210 Group Insurance - Contracted Provider

\$0.89

220 Social Security Contributions

\$759.80

230 Retirement Contributions

\$2,265.61

Total Personnel Services - Employee Benefits

\$3,026.30

400 Purchased Property Services

430 Repairs and Maintenance Services

\$28,277.33

490 Other Purchased Property Services

\$395.00

Total Purchased Property Services

\$28,672.33

600 Supplies

610 General Supplies

\$1,032.05

Total Supplies

\$1,032.05

Total 2740 Vehicle Servicing and Maintenance Services

\$43,731.20

General Fund (10)

2750 Nonpublic Transportation

Elementary

Secondary

Federal

Total

100 Personnel Services - Salaries

100 Personnel Services - Salaries

\$272,272.74

Total Personnel Services - Salaries

\$272,272.74

200 Personnel Services - Employee Benefits

210 Group Insurance - Contracted Provider

\$102,813.87

220 Social Security Contributions

\$19,652.63

230 Retirement Contributions

\$57,895.90

290 Other Current Employee Benefits

\$171.00

Total Personnel Services - Employee Benefits

\$180,533.40

300 Purchased Professional and Technical Services

330 Other Professional Services

\$396.15

340 Technical Services

\$1,300.53

Total Purchased Professional and Technical Services

\$1,696.68

400 Purchased Property Services

430 Repairs and Maintenance Services

\$585.20

440 Rentals

\$67,015.60

Total Purchased Property Services

\$67,600.80

500 Other Purchased Services

513 Contracted Carriers

\$23,380.65

522 Automotive Liability Insurance

\$13,300.19

530 Communications

\$123.31

580 Travel

\$741.42

Total Other Purchased Services

\$37,545.57

600 Supplies

610 General Supplies

\$510.56

620 Energy

\$47,066.94

Total Supplies

\$47,577.50

800 Other Objects

810 Dues and Fees

\$19.00

Total Other Objects

\$19.00

Total 2750 Nonpublic Transportation

\$607,245.69

General Fund (10)

2800 Support Services - Central

Elementary

Secondary

Federal

Total

100 Personnel Services - Salaries

100 Personnel Services - Salaries

\$497,037.78

Total Personnel Services - Salaries

\$497,037.78

200 Personnel Services - Employee Benefits

210 Group Insurance - Contracted Provider

\$105,556.67

220 Social Security Contributions

\$36,033.38

230 Retirement Contributions

\$105,512.15

240 Tuition Reimbursement

\$6,308.00

250 Unemployment Compensation

\$8,167.17

260 Workers' Compensation

\$271,591.00

290 Other Current Employee Benefits

\$13,404.70

Total Personnel Services - Employee Benefits

\$546,573.07

300 Purchased Professional and Technical Services

330 Other Professional Services

\$21,732.00

340 Technical Services

\$46,817.70

Total Purchased Professional and Technical Services

\$68,549.70

400 Purchased Property Services

430 Repairs and Maintenance Services

\$65,076.00

Total Purchased Property Services

\$65,076.00

500 Other Purchased Services

530 Communications

\$65,163.64

580 Travel

\$4,543.53

Total Other Purchased Services

\$69,707.17

600 Supplies

610 General Supplies

\$108,286.59

630 Food

\$4,240.86

Total Supplies

\$112,527.45

700 Property

760 Equipment - Replacement

\$17,479.36

Total Property

\$17,479.36

800 Other Objects

810 Dues and Fees

\$1,679.99

Total Other Objects

\$1,679.99

Total 2800 Support Services - Central

\$1,378,630.52

General Fund (10)

2810 Planning, Research, Development and Evaluation Services

Elementary

Secondary

Federal

Total

100 Personnel Services - Salaries				
100 Personnel Services - Salaries				\$248,412.55
Total Personnel Services - Salaries				\$248,412.55
200 Personnel Services - Employee Benefits				
210 Group Insurance - Contracted Provider				\$42,467.80
220 Social Security Contributions				\$18,305.88
230 Retirement Contributions				\$52,304.16
240 Tuition Reimbursement				\$590.00
290 Other Current Employee Benefits				\$500.00
Total Personnel Services - Employee Benefits				\$114,167.84
300 Purchased Professional and Technical Services				
340 Technical Services				\$46,817.70
Total Purchased Professional and Technical Services				\$46,817.70
400 Purchased Property Services				
430 Repairs and Maintenance Services				\$65,076.00
Total Purchased Property Services				\$65,076.00
500 Other Purchased Services				
530 Communications				\$63,984.68
580 Travel				\$3,792.27
Total Other Purchased Services				\$67,776.95
600 Supplies				
610 General Supplies				\$71,840.61
Total Supplies				\$71,840.61
700 Property				
760 Equipment - Replacement				\$17,479.36
Total Property				\$17,479.36
800 Other Objects				
810 Dues and Fees				\$864.99
Total Other Objects				\$864.99
Total 2810 Planning, Research, Development and Evaluation Services				\$632,436.00

General Fund (10)

2830 Staff Services

Elementary

Secondary

Federal

Total

100 Personnel Services - Salaries

100 Personnel Services - Salaries

\$248,625.23

Total Personnel Services - Salaries

\$248,625.23

200 Personnel Services - Employee Benefits

210 Group Insurance - Contracted Provider

\$63,088.87

220 Social Security Contributions

\$17,727.50

230 Retirement Contributions

\$53,207.99

240 Tuition Reimbursement

\$5,718.00

250 Unemployment Compensation

\$8,167.17

260 Workers' Compensation

\$271,591.00

290 Other Current Employee Benefits

\$12,904.70

Total Personnel Services - Employee Benefits

\$432,405.23

300 Purchased Professional and Technical Services

330 Other Professional Services

\$21,732.00

Total Purchased Professional and Technical Services

\$21,732.00

500 Other Purchased Services

530 Communications

\$1,178.96

580 Travel

\$751.26

Total Other Purchased Services

\$1,930.22

600 Supplies

610 General Supplies

\$36,445.98

630 Food

\$4,240.86

Total Supplies

\$40,686.84

800 Other Objects

810 Dues and Fees

\$815.00

Total Other Objects

\$815.00

Total 2830 Staff Services

\$746,194.52

General Fund (10)

2831 Supervision of Staff Services

Elementary

Secondary

Federal

Total

100 Personnel Services - Salaries

100 Personnel Services - Salaries

\$248,625.23

Total Personnel Services - Salaries

\$248,625.23

200 Personnel Services - Employee Benefits

210 Group Insurance - Contracted Provider

\$63,088.87

220 Social Security Contributions

\$17,727.50

230 Retirement Contributions

\$53,207.99

240 Tuition Reimbursement

\$5,718.00

250 Unemployment Compensation

\$8,167.17

260 Workers' Compensation

\$271,591.00

290 Other Current Employee Benefits

\$12,904.70

Total Personnel Services - Employee Benefits

\$432,405.23

300 Purchased Professional and Technical Services

330 Other Professional Services

\$21,732.00

Total Purchased Professional and Technical Services

\$21,732.00

500 Other Purchased Services

530 Communications

\$1,178.96

580 Travel

\$751.26

Total Other Purchased Services

\$1,930.22

600 Supplies

610 General Supplies

\$36,445.98

630 Food

\$4,240.86

Total Supplies

\$40,686.84

800 Other Objects

810 Dues and Fees

\$815.00

Total Other Objects

\$815.00

Total 2831 Supervision of Staff Services

\$746,194.52

REVISED SUBMISSION

General Fund (10)

2900 Other Support Services

Elementary

Secondary

Federal

Total

500 Other Purchased Services

595 IU Payments By Withholding

\$49,149.38

Total Other Purchased Services

\$49,149.38

Total 2900 Other Support Services

\$49,149.38

REVISED SUBMISSION

General Fund (10)

2910 Support Services Not Listed Elsewhere In the 2000 Series

Elementary

Secondary

Federal

Total

500 Other Purchased Services

595 IU Payments By Withholding

\$49,149.38

Total Other Purchased Services

\$49,149.38

Total 2910 Support Services Not Listed Elsewhere In the 2000 Series

\$49,149.38

General Fund (10)

	<u>Total</u>
3000 Operation of Non-Instructional Services	
100 Personnel Services - Salaries	
100 Personnel Services - Salaries	\$710,353.55
Total Personnel Services - Salaries	\$710,353.55
200 Personnel Services - Employee Benefits	
210 Group Insurance - Contracted Provider	\$18,295.87
220 Social Security Contributions	\$53,691.84
230 Retirement Contributions	\$140,381.37
Total Personnel Services - Employee Benefits	\$212,369.08
300 Purchased Professional and Technical Services	
330 Other Professional Services	\$162,913.60
390 Other Purchased Professional and Technical Services	\$8,813.70
Total Purchased Professional and Technical Services	\$171,727.30
400 Purchased Property Services	
430 Repairs and Maintenance Services	\$18,283.07
440 Rentals	\$8,750.00
Total Purchased Property Services	\$27,033.07
500 Other Purchased Services	
510 Student Transportation Services	\$1,260.00
520 Insurance - General	\$17,459.50
550 Printing and Binding	\$4,551.00
580 Travel	\$14,441.94
591 Services Purchased Locally	\$31,814.82
Total Other Purchased Services	\$69,527.26
600 Supplies	
610 General Supplies	\$83,248.21
630 Food	\$138.76
650 Supplies & Fees - Technology Related	\$7,948.25
Total Supplies	\$91,335.22
700 Property	
760 Equipment - Replacement	\$15,113.73
Total Property	\$15,113.73
800 Other Objects	
810 Dues and Fees	\$40,151.56
Total Other Objects	\$40,151.56
Total 3000 Operation of Non-Instructional Services	\$1,337,610.77

General Fund (10)

3200 Student Activities

Elementary

Secondary

Federal

Total

100 Personnel Services - Salaries

100 Personnel Services - Salaries

\$710,353.55

Total Personnel Services - Salaries

\$710,353.55

200 Personnel Services - Employee Benefits

210 Group Insurance - Contracted Provider

\$18,295.87

220 Social Security Contributions

\$53,691.84

230 Retirement Contributions

\$140,381.37

Total Personnel Services - Employee Benefits

\$212,369.08

300 Purchased Professional and Technical Services

330 Other Professional Services

\$162,913.60

390 Other Purchased Professional and Technical Services

\$8,813.70

Total Purchased Professional and Technical Services

\$171,727.30

400 Purchased Property Services

430 Repairs and Maintenance Services

\$18,283.07

440 Rentals

\$8,750.00

Total Purchased Property Services

\$27,033.07

500 Other Purchased Services

510 Student Transportation Services

\$1,260.00

520 Insurance - General

\$17,459.50

550 Printing and Binding

\$4,551.00

580 Travel

\$14,441.94

591 Services Purchased Locally

\$31,814.82

Total Other Purchased Services

\$69,527.26

600 Supplies

610 General Supplies

\$83,248.21

630 Food

\$138.76

650 Supplies & Fees - Technology Related

\$7,948.25

Total Supplies

\$91,335.22

700 Property

760 Equipment - Replacement

\$15,113.73

Total Property

\$15,113.73

800 Other Objects

810 Dues and Fees

\$40,151.56

Total Other Objects

\$40,151.56

Total 3200 Student Activities

\$1,337,610.77

REVISED SUBMISSION

General Fund (10)

4000 Facilities Acquisition, Construction and Improvement Services

Total

400 Purchased Property Services

450 Construction Services

\$52,380.00

Total Purchased Property Services

\$52,380.00

Total 4000 Facilities Acquisition, Construction and Improvement Services

\$52,380.00

REVISED SUBMISSION

General Fund (10)

4600 Existing Building Improvement Services

Elementary

Secondary

Federal

Total

400 Purchased Property Services

450 Construction Services

\$52,380.00

Total Purchased Property Services

\$52,380.00

Total 4600 Existing Building Improvement Services

\$52,380.00

REVISED SUBMISSION

General Fund (10)

5000 Other Expenditures and Financing Uses

Total

800 Other Objects

830 Interest

\$2,730,291.04

880 Refunds of Prior Years' Receipts

\$11,465.00

Total Other Objects

\$2,741,756.04

900 Other Uses of Funds

910 Redemption of Principal

\$4,502,000.00

930 Fund Transfers

\$10,920.00

Total Other Uses of Funds

\$4,512,920.00

Total 5000 Other Expenditures and Financing Uses

\$7,254,676.04

REVISED SUBMISSION

General Fund (10)

5100 Debt Service / Other Expenditures and Financing Uses	<u>Elementary</u>	<u>Secondary</u>	<u>Federal</u>	<u>Total</u>
800 Other Objects				
830 Interest				\$2,730,291.04
880 Refunds of Prior Years' Receipts				\$11,465.00
Total Other Objects				\$2,741,756.04
900 Other Uses of Funds				
910 Redemption of Principal				\$4,502,000.00
Total Other Uses of Funds				\$4,502,000.00
Total 5100 Debt Service / Other Expenditures and Financing Uses				\$7,243,756.04

REVISED SUBMISSION

General Fund (10)

	<u>Elementary</u>	<u>Secondary</u>	<u>Federal</u>	<u>Total</u>
5110 Debt Service				
800 Other Objects				
830 Interest				\$2,730,291.04
Total Other Objects				\$2,730,291.04
900 Other Uses of Funds				
910 Redemption of Principal				\$4,502,000.00
Total Other Uses of Funds				\$4,502,000.00
Total 5110 Debt Service				\$7,232,291.04

REVISED SUBMISSION

General Fund (10)

5130 Refund of Prior Year Revenues / Receipts

Elementary

Secondary

Federal

Total

800 Other Objects

880 Refunds of Prior Years' Receipts

\$11,465.00

Total Other Objects

\$11,465.00

Total 5130 Refund of Prior Year Revenues / Receipts

\$11,465.00

REVISED SUBMISSION

General Fund (10)

	<u>Elementary</u>	<u>Secondary</u>	<u>Federal</u>	<u>Total</u>
5200 Interfund Transfers - Out				
900 <u>Other Uses of Funds</u>				
930 Fund Transfers				\$10,920.00
Total Other Uses of Funds				\$10,920.00
Total 5200 Interfund Transfers - Out				\$10,920.00

REVISED SUBMISSION

General Fund (10)

	<u>Elementary</u>	<u>Secondary</u>	<u>Federal</u>	<u>Total</u>
5250 Enterprise Fund Transfers				
900 Other Uses of Funds				
930 Fund Transfers				\$10,920.00
Total Other Uses of Funds				\$10,920.00
Total 5250 Enterprise Fund Transfers				\$10,920.00

Capital Reserve Fund - § 1431 (32)

4000 Facilities Acquisition, Construction and Improvement Services

Total

300 Purchased Professional and Technical Services

330 Other Professional Services

\$133,643.54

Total Purchased Professional and Technical Services

\$133,643.54

400 Purchased Property Services

450 Construction Services

\$1,192,854.55

Total Purchased Property Services

\$1,192,854.55

700 Property

750 Equipment - Original and Additional

\$174,449.81

Total Property

\$174,449.81

Total 4000 Facilities Acquisition, Construction and Improvement Services

\$1,500,947.90

LEA : 125239603 Wallingford-Swarthmore SD

Printed 1/29/2016 2:32:31 PM

REVISED SUBMISSION

Capital Reserve Fund - § 1431 (32)

4100 Site Acquisition Services - Original and Additional

Elementary

Secondary

Federal

Total

300 Purchased Professional and Technical Services

330 Other Professional Services

\$133,643.54

Total Purchased Professional and Technical Services

\$133,643.54

400 Purchased Property Services

450 Construction Services

\$1,192,854.55

Total Purchased Property Services

\$1,192,854.55

700 Property

750 Equipment - Original and Additional

\$174,449.81

Total Property

\$174,449.81

Total 4100 Site Acquisition Services - Original and Additional

\$1,500,947.90

Other Capital Projects Fund (39)

4000 Facilities Acquisition, Construction and Improvement Services

Total

400 Purchased Property Services

450 Construction Services

\$1,708,227.00

Total Purchased Property Services

\$1,708,227.00

Total 4000 Facilities Acquisition, Construction and Improvement Services

\$1,708,227.00

REVISED SUBMISSION

Other Capital Projects Fund (39)

4600 Existing Building Improvement Services

Elementary

Secondary

Federal

Total

400 Purchased Property Services

450 Construction Services

\$1,708,227.00

Total Purchased Property Services

\$1,708,227.00

Total 4600 Existing Building Improvement Services

\$1,708,227.00

	<u>General Fund (10)</u>	<u>Public Purpose Trust (27)</u>	<u>Other Compt Athletic / Activity (29)</u>	<u>Capital Reserve (690) (1850) (31)</u>	<u>Capital Reserve (1431) (32)</u>
1000 Instruction					
1100 Regular Programs - Elementary / Secondary	\$29,933,155.88				
1200 Special Programs - Elementary / Secondary	\$11,563,429.57				
1300 Vocational Education	\$334,837.00				
1400 Other Instructional Programs - Elementary / Secondary	\$286,237.33				
1500 Nonpublic School Programs	\$7,011.87				
1600 Adult Education Programs	\$167,255.00				
Total Instruction	\$42,291,926.65				
2000 Support Services					
2100 Support Services - Students	\$2,353,224.11				
2200 Support Services - Instructional Staff	\$2,433,252.02				
2300 Support Services - Administration	\$3,763,249.53				
2400 Support Services - Pupil Health	\$793,703.46				
2500 Support Services - Business	\$886,519.05				
2600 Operation and Maintenance of Plant Services	\$4,434,730.67				
2700 Student Transportation Services	\$3,239,761.18				
2800 Support Services - Central	\$1,378,630.52				
2900 Other Support Services	\$49,149.38				
Total Support Services	\$19,332,219.92				
3000 Operation of Non-Instructional Services					
3200 Student Activities	\$1,337,610.77				
Total Operation of Non-Instructional Services	\$1,337,610.77				
4000 Facilities Acquisition, Construction and Improvement Services					
4100 Site Acquisition Services - Original and Additional					\$1,500,947.90
4600 Existing Building Improvement Services	\$52,380.00				
Total Facilities Acquisition, Construction and Improvement Services	\$52,380.00				\$1,500,947.90
5000 Other Expenditures and Financing Uses					
5100 Debt Service / Other Expenditures and Financing Uses	\$7,243,756.04				
5200 Interfund Transfers - Out	\$10,920.00				
Total Other Expenditures and Financing Uses	\$7,254,676.04				
TOTAL ACTUAL EXPENDITURES & OTHER FINANCING USES	\$70,268,813.38				\$1,500,947.90

	<u>Other Capital Projects Fund (39)</u>	<u>Debt Service (40)</u>	<u>Permanent (90)</u>	<u>Total</u>
1000 Instruction				
1100 Regular Programs - Elementary / Secondary				\$29,933,155.88
1200 Special Programs - Elementary / Secondary				\$11,563,429.57
1300 Vocational Education				\$334,837.00
1400 Other Instructional Programs - Elementary / Secondary				\$286,237.33
1500 Nonpublic School Programs				\$7,011.87
1600 Adult Education Programs				\$167,255.00
Total Instruction				\$42,291,926.65
2000 Support Services				
2100 Support Services - Students				\$2,353,224.11
2200 Support Services - Instructional Staff				\$2,433,252.02
2300 Support Services - Administration				\$3,763,249.53
2400 Support Services - Pupil Health				\$793,703.46
2500 Support Services - Business				\$886,519.05
2600 Operation and Maintenance of Plant Services				\$4,434,730.67
2700 Student Transportation Services				\$3,239,761.18
2800 Support Services - Central				\$1,378,630.52
2900 Other Support Services				\$49,149.38
Total Support Services				\$19,332,219.92
3000 Operation of Non-Instructional Services				
3200 Student Activities				\$1,337,610.77
Total Operation of Non-Instructional Services				\$1,337,610.77
4000 Facilities Acquisition, Construction and Improvement Services				
4100 Site Acquisition Services - Original and Additional				\$1,500,947.90
4600 Existing Building Improvement Services	\$1,708,227.00			\$1,760,607.00
Total Facilities Acquisition, Construction and Improvement Services	\$1,708,227.00			\$3,261,554.90
5000 Other Expenditures and Financing Uses				
5100 Debt Service / Other Expenditures and Financing Uses				\$7,243,756.04
5200 Interfund Transfers - Out				\$10,920.00
Total Other Expenditures and Financing Uses				\$7,254,676.04
TOTAL ACTUAL EXPENDITURES & OTHER FINANCING USES	\$1,708,227.00			\$73,477,988.28

PSERS Salary Data (Salary Data should relate to the General Fund only)

Amount Description	Amount
Total Salary Base for salaries subject to PSERS withholding	\$30,475,575.00
Total Federally Funded salaries subject to PSERS withholding	\$95,320.00
	<hr/>

Title I Expenditure Data

Amount Description	Amount
Expenditures Funded with Current Title I Funds	\$109,889.00
Expenditures Funded with Carry over Title I Funds	\$11,063.00
	<hr/>
Total Title I Expenditure Data	\$120,952.00
	<hr/>

Title I ARRA Amount

Amount Description	Amount
Portion of Total Title I Expenditures funded with ARRA Title I	<hr/>

Benefits for Staff Relative to Collective Bargaining Agreements

	OBJECT	COVERED	NOT COVERED	TOTAL
10 General Fund	No Self Insurance data to report			
	211 Medical Insurance	\$4,897,227.23		\$4,897,227.23
	212 Dental Insurance	\$208,471.29		\$208,471.29
	215 Eye Care Insurance			
	216 Prescription Insurance	\$1,906,156.54		\$1,906,156.54
	271 Self-Insurance Medical Benefits			
	272 Self-Insurance Dental Benefits			
	275 Self-Insurance Eye Care Benefits			
	276 Self-Insurance Prescription Benefits			
	FUND TOTAL		\$7,011,855.06	
50 Enterprise Fund	No Self Insurance data to report			
	211 Medical Insurance			
	212 Dental Insurance			
	215 Eye Care Insurance			
	216 Prescription Insurance			
	271 Self-Insurance Medical Benefits			
	272 Self-Insurance Dental Benefits			
	275 Self-Insurance Eye Care Benefits			
	276 Self-Insurance Prescription Benefits			
	FUND TOTAL			
60 Internal Service Fund	No Self Insurance data to report			
	211 Medical Insurance			
	212 Dental Insurance			
	215 Eye Care Insurance			
	216 Prescription Insurance			
	271 Self-Insurance Medical Benefits			
	272 Self-Insurance Dental Benefits			
	275 Self-Insurance Eye Care Benefits			
	276 Self-Insurance Prescription Benefits			
	FUND TOTAL			
Total of All Funds		\$7,011,855.06		\$7,011,855.06

LEA : 125239603 Wallingford-Swarthmore SD

Printed 1/29/2016 2:32:36 PM

REVISED SUBMISSION

Function	Special Education (Prior Year)	Nonspecial Education (Prior Year)	Total (Prior Year)	Special Education (Current Year)	Nonspecial Education (Current Year)	Total (Current Year)
2120 Guidance Services	223,482.00	1,284,080.00	1,507,562.00	251,455.99	1,276,595.35	1,528,051.34
2140 Psychological Services	129,730.00	463,082.00	592,812.00	97,017.58	492,540.23	589,557.81
2150 Speech Pathology and Audiology Services						
2160 Social Work Services	14,349.00	82,444.00	96,793.00	17,350.83	88,086.95	105,437.78
2260 Instruction and Curriculum Development Services	137,260.00	788,664.00	925,924.00	553,192.21	567,539.07	1,120,731.28
2350 Legal and Accounting Services	100,115.00	111,850.00	211,965.00	115,392.88	137,484.93	252,877.81
2420 Medical Services	337,323.00		337,323.00	358,036.24		358,036.24
2440 Nursing Services	57,806.00	332,143.00	389,949.00	67,968.80	345,064.98	413,033.78
2700 Student Transportation Services	460,155.00	2,643,947.00	3,104,102.00	533,134.80	2,706,626.38	3,239,761.18
Total	1,460,220.00	5,706,210.00	7,166,430.00	1,993,549.33	5,613,937.89	7,607,487.22

(PRINCIPAL AMOUNTS ONLY)

ALL GOVERNMENTAL FUND TYPES

	Short-Term Borrowing	General Obligation Bonds/Notes	Authority Building Obligations	Other Long-Term Debt	Other Post-Employment Benefits (OPEB)	Compensated Absences
1. Debt at Beginning of Fiscal Year		88,980,000.00		776,988.00	1,201,497.00	811,349.00
2. Additional Debt Incurred During Year				334,767.00	325,437.00	
3. Retirements and Repayments		4,502,000.00		518,189.00	135,627.00	1,197.00
4. Debt at End of Fiscal Year		84,478,000.00		593,566.00	1,391,307.00	810,152.00
5. Accreted Interest at End Of Fiscal Year						
6. Total Debt and Accreted Interest		84,478,000.00		593,566.00	1,391,307.00	810,152.00
7. Current Portion P&I - Due within 1 year		7,541,598.00		327,745.00		
8. Interest Paid during current fiscal year		2,718,979.50		10,970.00		

(PRINCIPAL AMOUNTS ONLY)

ALL PROPRIETARY FUND TYPES

- 1. Debt at Beginning of Fiscal Year
- 2. Additional Debt Incurred During Year
- 3. Retirements and Repayments
- 4. Debt at End of Fiscal Year
- 5. Accreted Interest at End Of Fiscal Year
- 6. Total Debt and Accreted Interest
- 7. Current Portion P&I - Due within 1 year
- 8. Interest Paid during current fiscal year

Total Principal and Interest Payments Made by Your School - All Funds

Function	Fund		Principal (910)	Principal (920)	Interest (830)	Total (Principal +Interest)	Misc Other Uses (990)
5110	10	General Fund	4,502,000.00		2,730,291.04	7,232,291.04	
5110	20	Special Revenue Funds					
5110	30	Capital Projects Funds					
5110	40	Debt Service Fund					
5120	10	General Fund					
5120	20	Special Revenue Funds					
5120	30	Capital Projects Funds					
5120	40	Debt Service Fund					
Total Debt Payments - Governmental Funds			4,502,000.00		2,730,291.04	7,232,291.04	

Function	Fund		Principal (910)	Principal (920)	Interest (830)	Total (Principal +Interest)
5110	50	Enterprise Fund				
5110	60	Internal Service Fund				
5120	50	Enterprise Fund				
5120	60	Internal Service Fund				
Total Debt Payments - Proprietary Funds						

Bond Details
Governmental Funds

Debt Category	Debt Issue Date (MM/YYYY)	Principal Amounts Only				Current Portion Due Within One Year (Principal and Interest)	Interest Paid During Fiscal Year
		Debt at Beginning of Fiscal Year	Additions	Reductions / Repayments	Debt at End of Fiscal Year		
General Obligation Bonds/Notes – CIB	07/2004	1,575,000.00		237,000.00	1,338,000.00	260,484.00	13,484.00
General Obligation Bonds/Notes – CIB	06/2006	275,000.00			275,000.00	12,031.00	12,031.00
General Obligation Bonds/Notes – CIB	08/2011	26,520,000.00		25,000.00	26,495,000.00	1,364,070.00	1,344,382.50
General Obligation Bonds/Notes – CIB	08/2011	9,370,000.00		430,000.00	8,940,000.00	768,843.00	337,444.00
General Obligation Bonds/Notes – CIB	03/2012	10,000,000.00			10,000,000.00	261,440.00	261,440.00
General Obligation Bonds/Notes – CIB	03/2012	4,945,000.00		2,440,000.00	2,505,000.00	2,580,150.00	148,350.00
General Obligation Bonds/Notes – CIB	05/2012	8,685,000.00		720,000.00	7,965,000.00	924,537.00	201,138.00
General Obligation Bonds/Notes – CIB	04/2013	9,960,000.00		410,000.00	9,550,000.00	685,314.00	272,364.00
General Obligation Bonds/Notes – CIB	06/2014	17,650,000.00		240,000.00	17,410,000.00	684,729.00	128,346.00
Extended Term Financing Agreements		776,988.00	334,767.00	518,189.00	593,566.00	327,745.00	10,970.00
Compensated Absences		811,349.00		1,197.00	810,152.00		
Other Post-Employment Benefits (OPEB)		1,201,497.00	325,437.00	135,627.00	1,391,307.00		
Totals for Debt Entered:		91,769,834.00	660,204.00	5,157,013.00	87,273,025.00	7,869,343.00	2,729,949.50

General Fund (10)

Section 1: Tuition/Purchased Services as Reported within Expenditure Detail

	Amount
Tuition Reported in General Fund Expenditures 1000-560	2,733,716.09
Purchased Services in General Fund Expenditures 1000-594 and 1000-597	

Section 1 Total	2,733,716.09
------------------------	---------------------

Section 2: Tuition Paid to Institution Types During Fiscal Year

	Tuition Paid For Nonspecial Education	Tuition Paid For Special Education	Total
1 1306 Institutions			
2 Institutionalized Children's Programs			
3 Juveniles Incarcerated in Adult Facilities			
4 Residential Treatment Facilities			
5 Other Local Education Agencies		49,661.71	49,661.71
6 Brick and Mortar Charter Schools	7,107.75		7,107.75
7 Cyber Charter Schools	141,036.50	89,805.90	230,842.40
8 Career and Technology Centers	334,837.00		334,837.00
9 Approved Private Schools		1,528,004.98	1,528,004.98
10 PA Chartered Schools for the Deaf and Blind			
11 Private Residential Rehabilitative Institutions		339.08	339.08
12 Juvenile Detention Centers	3,547.25		3,547.25
13 Special Program Jointures			
14 Other Tuition Not Included Elsewhere In This Section	167,255.00	412,120.92	579,375.92
Section 2 Total	653,783.50	2,079,932.59	2,733,716.09