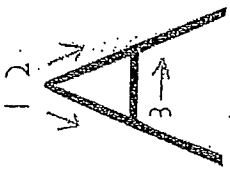
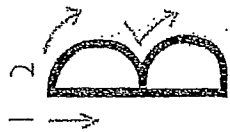


HANDWRITING WITHOUT TEARS®



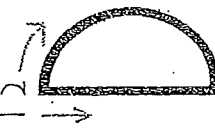
Big line
Big line
Little line



Big line
Little curve
Little curve



Big C curve



Big line
Big curve



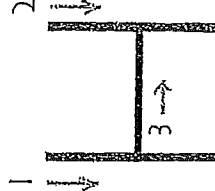
Big line
Little line
Little line
Little line



Big line
Little line
Little line



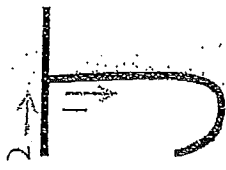
Big curve
Little line
Little line



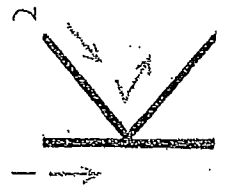
Big line
Big line
Little line




Big line
Little line
Little line



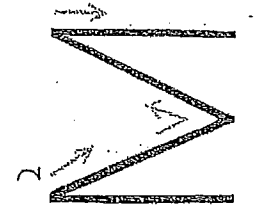
Big line
Turn
Little line



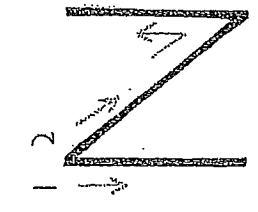
Big line
Little line
Little line



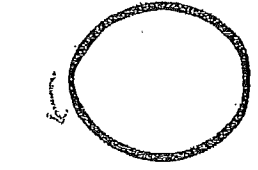
Big line
Little line



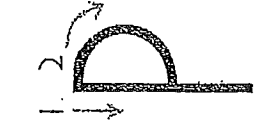
Big line
Big line
Big line
Big line



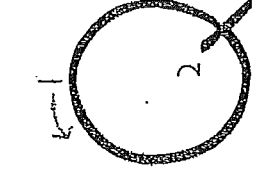
Big line
Big line
Big line



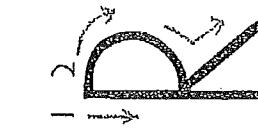
Big C curve
Keep going



Big line
Little curve



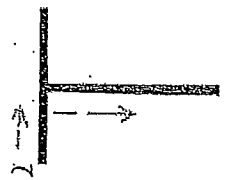
Big C curve
Keep going
Little line



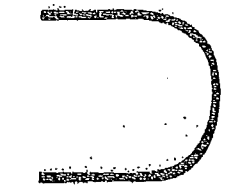
Big line
Little curve
Little line



Little curve
Turn
Little curve



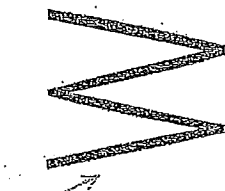
Big line
Little line



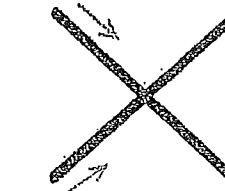
Big line
Turn
Big line



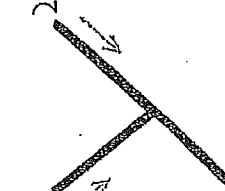
Big line
Big line



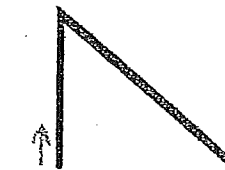
Big line
Big line
Big line
Big line



Big line
Big line

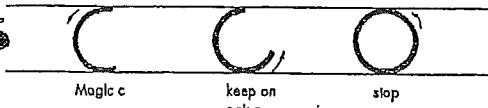


Little line
Big line



Little line
Big line
Little line

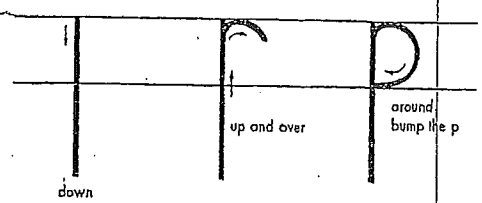
HWT Letter Formation Chart



Magic c

keep on going

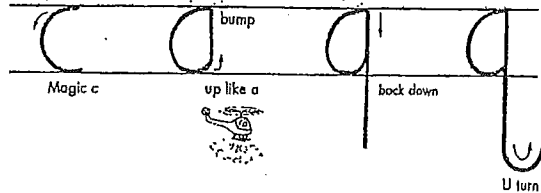
stop



down

up and over

around bump the p



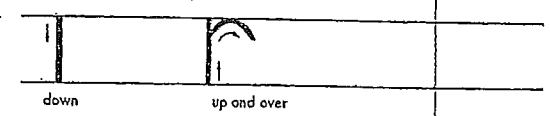
Magic c

bump

up like a

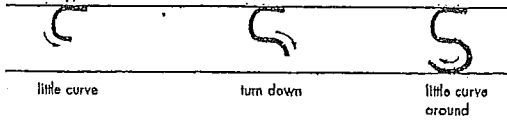
back down

U turn



down

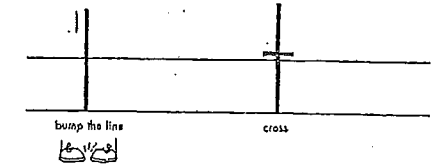
up and over



little curve

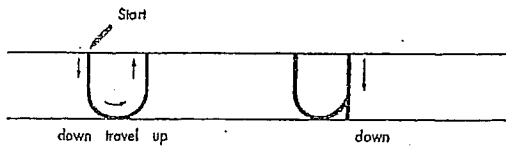
turn down

little curve around



bump the line

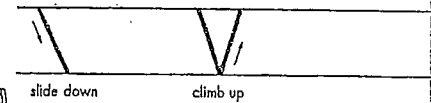
cross



Start


down travel up

down



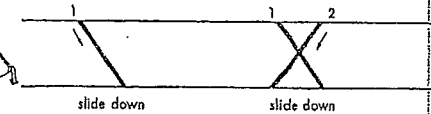
slide down

climb up



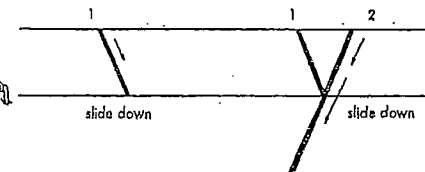
down and up

down and up



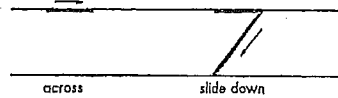
slide down

slide down



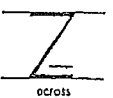
slide down

slide down



across


slide down




across

HWT Number Formation Chart


1 starts in the starting corner!
1 makes a big line down.
1 stops in the corner.




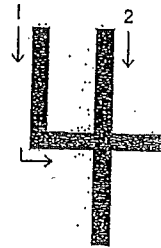

2 starts in the starting corner!
2 makes a big curve.
2 stops in the corner.
2 walks away on the bottom.




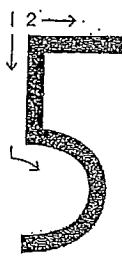

3 starts in the starting corner!
3 makes a little curve to the middle.
3 makes another little curve to the bottom corner.





4 starts in the starting corner!
4 makes a little line down to the middle.
4 walks across the dark night
4 jumps to the top and says, "I did it!"


5 starts in the starting corner!
5 makes a little line down to the middle. It starts to rain.
5 turns around and goes back for an umbrella.


b starts in the starting corner!
b is a baby bear.
b goes down to curl up in the corner.
b is hibernating!




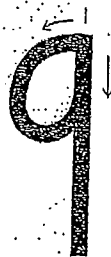

7 starts in the starting corner!
7 is on the top.
7 walks across the top!
7 says, "I better slide down."




8 is different!
8 doesn't like corners.
8 starts in the center.
8 begins with S and then says, "I want to go home."




9 is so special!
9 has its own corner.
9 makes a little curve.
9 goes up to the corner.
9 makes a big line down.

10 uses two places.
1 comes first.
0 is next.
0 starts at the top.
10 is finished!

