

LEA Name : Wallingford-Swarthmore SD
Address : 200 S Providence Rd
Wallingford , PA 19086


County : Delaware
AUN Number : 125239603
LEA Type : SD

Annual Financial Report
Accuracy Certification Statement
For Fiscal Year Ending
6/30/2020

Pennsylvania Department of Education
&
Office of Comptroller Operations

PDE-2056: Intermediate Unit
PDE-2057: School District, AVTS/CTC, Charter School,
and Special Program Jointure


CERTIFICATION: By signing this page I agree that the electronic data submitted is a complete and accurate statement of the financial operations and status of the local education agency for the fiscal year. It has been prepared in accordance with generally accepted accounting principles and established Commonwealth of PA reporting guidelines.



Chief School Administrator Signature

11/23/20

Date



Board Secretary Signature

11/23/20

Date

Martha Kew

Contact Person

(610)892-3470 Ext :

Contact Person Telephone Number

mkew@wssd.org

Contact Person E-mail Address

Contact Person Fax Number

Audit Certification
Annual Financial Report:
For Fiscal Year Ending **6/30/2020**
(Pursuant to PA School Code Section 218(b))

LEA Name : Wallingford-Swarthmore SD
AUN Number : 125239603
County : Delaware

Audit Certification Due: 12/31/2020

This certification is applicable to the Annual Financial Report data submitted through the Consolidated Financial Reporting System (CFRS).

CERTIFICATION: By signing this page I agree that the financial statements of the school have been properly audited as noted above pursuant to Article XXIV, and in the auditor's professional opinion, the Annual Financial Report (PDE-2057) submitted through CFRS is materially consistent with the audited financial statements.


Chief School Administrator



Signature

11/23/20
Date

Board Secretary



Signature

11/23/20
Date

Martha Kew

Contact Person

mkew@wssd.org

Contact Person E-mail Address

(610)892-3470

Ext : _____

Contact Person Telephone Number

Contact Person Fax Number

<u>Val Number</u>	<u>Description</u>	<u>Justification</u>
30391	Revenue Detail: AFR amount must equal PDE FAI System amount. 7111, AFR Rev Detail: \$3,668,713.76 7111, PDE FAI System: \$3,668,690.18	\$23.58 was a 2016-2017 revision to Basic Ed Funding that was paid in August 2019. It was not accrued in 2018-2019.
42420	Expenditure Detail: Total current year 2700-513 expenditure varies from prior year by 10%. Correct the data or enter a justification. 2700-513, AFR Exp Detail: \$1,043.30 2700-513, PY AFR Amount: \$28,080.00	We are no longer transporting a special needs student via contracted carrier.
50160	SOIN: All Governmental Fund General Obligation Bonds must include an amount for Interest Paid during Fiscal Year. Correct data or enter a justification.	Series 2012A was refinanced to Series 2020 Debt in June. No interest was paid against that debt prior to end of 2019-2020 fiscal year.
50200	SOIN: All Governmental Fund - Other Long Term Debt/Extended Term Fin must include an amount for Amount Due Within One Year (Principal and Interest). Correct data or enter a justification.	Series 2012A was refinanced to Series 2020 Debt in June, so there would be no amount due within one year for Series 2012A. Series 2004 was fully paid in November 2019 so no further amounts are due.
50430	SESS - 2160 Social Work Services: SESS Schedule amounts for Special Education vary from prior year by 40% or more. Correct the data or enter a justification. SESS Schedule 2160: \$92,035.23 Prior Year SESS Schedule 2160: \$48,045.85	Additional social work services provided during 2019-2020.
50470	SESS - 2440 Nursing Services: SESS Schedule amounts for Special Education vary from prior year by 40% or more. Correct the data or enter a justification. SESS Schedule 2440: \$190,963.25 Prior Year SESS Schedule 2440: \$112,854.34	Additional nursing and therapy services were provided during 2019-2020.

Amounts Expressed in Whole Dollars

	<u>General Fund</u> <u>(10)</u>	<u>Student Sponsored</u> <u>Activity Fund</u> <u>(21)</u>	<u>Public Purpose Trust</u> <u>(27)</u>	<u>Other Compt Approved</u> <u>(28)</u>	<u>Athletic / Activity</u> <u>(29)</u>
Assets And Deferred Outflows Of Resources					
Assets					
0100 Cash and Cash Equivalents	12,208,422				
0110 Investments	1,680,000				
0120 Taxes Receivable	1,277,726				
0130 Due From Other Funds					
0141 Due From Other Governments	4,737,102				
0142 State Revenue Receivable					
0143 Federal Revenue Receivable					
0145 Other Intergovernmental Revenue Receivable					
0146 Due from Primary Government					
0147 Due from Component Unit					
0150 Other Receivables	747,688				
0170 Inventories					
0180 Prepaid Expenses (Expenditures)	124,830				
0190 Other Current Assets					
Total Assets	\$20,775,768				
0910 Deferred Outflows of Resources					
Total Assets And Deferred Outflows Of Resources	\$20,775,768				

Amounts Expressed in Whole Dollars	<u>Capital Reserve (690.</u> <u>1850)</u> <u>(31)</u>	<u>Capital Reserve (1431)</u> <u>(32)</u>	<u>Other Capital Projects</u> <u>Fund</u> <u>(39)</u>	<u>Debt Service</u> <u>(40)</u>	<u>Permanent</u> <u>(90)</u>
Assets And Deferred Outflows Of Resources					
Assets					
0100 Cash and Cash Equivalents			5,090,366		
0110 Investments					
0120 Taxes Receivable					
0130 Due From Other Funds			1,529,709		
0141 Due From Other Governments					
0142 State Revenue Receivable					
0143 Federal Revenue Receivable					
0145 Other Intergovernmental Revenue Receivable					
0146 Due from Primary Government					
0147 Due from Component Unit					
0150 Other Receivables					
0170 Inventories					
0180 Prepaid Expenses (Expenditures)					
0190 Other Current Assets					
Total Assets			\$6,620,075		
0910 Deferred Outflows of Resources					
Total Assets And Deferred Outflows Of Resources			\$6,620,075		

Amounts Expressed in Whole Dollars

Total Governmental Funds

Assets And Deferred Outflows Of Resources

Assets	
0100 Cash and Cash Equivalents	17,298,788
0110 Investments	1,680,000
0120 Taxes Receivable	1,277,726
0130 Due From Other Funds	1,529,709
0141 Due From Other Governments	4,737,102
0142 State Revenue Receivable	
0143 Federal Revenue Receivable	
0145 Other Intergovernmental Revenue Receivable	
0146 Due from Primary Government	
0147 Due from Component Unit	
0150 Other Receivables	747,688
0170 Inventories	
0180 Prepaid Expenses (Expenditures)	124,830
0190 Other Current Assets	
Total Assets	\$27,395,843
0910 Deferred Outflows of Resources	
Total Assets And Deferred Outflows Of Resources	\$27,395,843

Amounts Expressed in Whole Dollars

	<u>General Fund</u> <u>(10)</u>	<u>Student Sponsored</u> <u>Activity Fund</u> <u>(21)</u>	<u>Public Purpose Trust</u> <u>(27)</u>	<u>Other Compt Approved</u> <u>(28)</u>	<u>Athletic / Activity</u> <u>(29)</u>
Liabilities And Deferred Inflows Of Resources And Fund Balances					
Liabilities					
0400 Due to Other Funds	1,661,304				
0411 Due to Other Governments					
0412 Due to Primary Government					
0413 Due to Component Unit					
0420 Accounts Payable	3,437,437				
0430 Contracts Payable					
0440 Current Portion of Long-Term Debt					
0450 Short-Term Payables					
0461 Accrued Salaries and Benefits	6,073,592				
0462 Payroll Deductions and Withholding					
0480 Unearned Revenues	38,625				
0490 Other Current Liabilities	2,400				
Total Liabilities	\$11,213,358				
0950 Deferred Inflows of Resources	1,032,158				
Fund Balances					
0810 Nonspendable Fund Balance	124,830				
0820 Restricted Fund Balance					
0830 Committed Fund Balance	5,543,719				
0840 Assigned Fund Balance					
0850 Unassigned Fund Balance	2,861,703				
Total Fund Balances	\$8,530,252				
Total Liabilities, Deferred Inflows Of Resources And Fund Balances	\$20,775,768				

Amounts Expressed in Whole Dollars	<u>Capital Reserve (690.</u> <u>1850)</u> <u>(31)</u>	<u>Capital Reserve (1431)</u> <u>(32)</u>	<u>Other Capital Projects</u> <u>Fund</u> <u>(39)</u>	<u>Debt Service</u> <u>(40)</u>	<u>Permanent</u> <u>(90)</u>
Liabilities And Deferred Inflows Of Resources And Fund Balances					
Liabilities					
0400 Due to Other Funds					
0411 Due to Other Governments					
0412 Due to Primary Government					
0413 Due to Component Unit					
0420 Accounts Payable			200,238		
0430 Contracts Payable					
0440 Current Portion of Long-Term Debt					
0450 Short-Term Payables					
0461 Accrued Salaries and Benefits					
0462 Payroll Deductions and Withholding					
0480 Unearned Revenues					
0490 Other Current Liabilities					
Total Liabilities			\$200,238		
0950 Deferred Inflows of Resources					
Fund Balances					
0810 Nonspendable Fund Balance					
0820 Restricted Fund Balance			6,419,837		
0830 Committed Fund Balance					
0840 Assigned Fund Balance					
0850 Unassigned Fund Balance					
Total Fund Balances			\$6,419,837		
Total Liabilities, Deferred Inflows Of Resources And Fund Balances			\$6,620,075		

Amounts Expressed in Whole Dollars

Total Governmental Funds

Liabilities And Deferred Inflows Of Resources And Fund Balances

Liabilities

0400 Due to Other Funds	1,661,304
0411 Due to Other Governments	
0412 Due to Primary Government	
0413 Due to Component Unit	
0420 Accounts Payable	3,637,675
0430 Contracts Payable	
0440 Current Portion of Long-Term Debt	
0450 Short-Term Payables	
0461 Accrued Salaries and Benefits	6,073,592
0462 Payroll Deductions and Withholding	
0480 Unearned Revenues	38,625
0490 Other Current Liabilities	2,400

Total Liabilities \$11,413,596

0950 Deferred Inflows of Resources	1,032,158
------------------------------------	-----------

Fund Balances

0810 Nonspendable Fund Balance	124,830
0820 Restricted Fund Balance	6,419,837
0830 Committed Fund Balance	5,543,719
0840 Assigned Fund Balance	
0850 Unassigned Fund Balance	2,861,703

Total Fund Balances \$14,950,089

Total Liabilities, Deferred Inflows Of Resources And Fund Balances \$27,395,843

Amounts Expressed in Whole Dollars	<u>General Fund</u> <u>(10)</u>	<u>Student Sponsored</u> <u>Activity Fund</u> <u>(21)</u>	<u>Public Purpose Trust</u> <u>(27)</u>	<u>Other Compt Approved</u> <u>(28)</u>	<u>Athletic / Activity</u> <u>(29)</u>
Revenues					
6000 Revenue from Local Sources	66,103,480				
7000 Revenue from State Sources	16,557,487				
8000 Revenue from Federal Sources	958,534				
Total Revenues	\$83,619,501				
Expenditures					
1000 Instruction	50,231,240				
2000 Support Services	24,644,901				
3000 Operation of Non-Instructional Services	1,590,760				
4000 Facilities Acquisition, Construction and Improvement Services					
5110 Debt Service	7,577,550				
5130 Refund of Prior Year Revenues / Receipts	37,661				
Total Expenditures	\$84,082,112				
Excess (Deficiency) Of Revenues Over Expenditures	(\$462,611)				
Other Financing Sources (Uses)					
9110 Face Value of Bonds Issued					
9120 Proceeds from Refunding of Bonds					
9130 Bond Premiums					
9200 Proceeds from Extended-Term Financing					
9300 Interfund Transfers - IN					
9400 Sale of or Compensation for Loss of Fixed Assets					
9710 Transfers from Component Units					
9720 Transfers from Primary Governments					
9910 Other Financing Sources Not Listed in the 9000 Series					
9990 Insurance Recoveries					
5120 Debt Service – Refunded Bonds					
5150 Bond Discounts					
5200 Interfund Transfers – Out	11,937				
5300 Transfers Out to Component Units/Primary Governments					
Total Other Financing Sources (Uses)	(\$11,937)				

Amounts Expressed in Whole Dollars	<u>Capital Reserve (690.1850)</u> <u>(31)</u>	<u>Capital Reserve (1431)</u> <u>(32)</u>	<u>Other Capital Projects</u> <u>Fund</u> <u>(39)</u>	<u>Debt Service</u> <u>(40)</u>	<u>Permanent</u> <u>(90)</u>
Revenues					
6000 Revenue from Local Sources		72,239			
7000 Revenue from State Sources					
8000 Revenue from Federal Sources					
Total Revenues		\$72,239			
Expenditures					
1000 Instruction			1,205,847		
2000 Support Services			153,380		
3000 Operation of Non-Instructional Services					
4000 Facilities Acquisition, Construction and Improvement Services		810,616			
5110 Debt Service					
5130 Refund of Prior Year Revenues / Receipts					
Total Expenditures		\$810,616	\$1,359,227		
Excess (Deficiency) Of Revenues Over Expenditures		(\$738,377)	(\$1,359,227)		
Other Financing Sources (Uses)					
9110 Face Value of Bonds Issued					
9120 Proceeds from Refunding of Bonds			10,165,000		
9130 Bond Premiums					
9200 Proceeds from Extended-Term Financing			1,205,847		
9300 Interfund Transfers - IN					
9400 Sale of or Compensation for Loss of Fixed Assets					
9710 Transfers from Component Units					
9720 Transfers from Primary Governments					
9910 Other Financing Sources Not Listed in the 9000 Series					
9990 Insurance Recoveries					
5120 Debt Service – Refunded Bonds			10,011,620		
5150 Bond Discounts					
5200 Interfund Transfers – Out					
5300 Transfers Out to Component Units/Primary Governments					
Total Other Financing Sources (Uses)			\$1,359,227		

Amounts Expressed in Whole Dollars	<u>Total Governmental Funds</u>
Revenues	
6000 Revenue from Local Sources	66,175,719
7000 Revenue from State Sources	16,557,487
8000 Revenue from Federal Sources	958,534
Total Revenues	\$83,691,740
Expenditures	
1000 Instruction	51,437,087
2000 Support Services	24,798,281
3000 Operation of Non-Instructional Services	1,590,760
4000 Facilities Acquisition, Construction and Improvement Services	810,616
5110 Debt Service	7,577,550
5130 Refund of Prior Year Revenues / Receipts	37,661
Total Expenditures	\$86,251,955
Excess (Deficiency) Of Revenues Over Expenditures	(\$2,560,215)
Other Financing Sources (Uses)	
9110 Face Value of Bonds Issued	
9120 Proceeds from Refunding of Bonds	10,165,000
9130 Bond Premiums	
9200 Proceeds from Extended-Term Financing	1,205,847
9300 Interfund Transfers - IN	
9400 Sale of or Compensation for Loss of Fixed Assets	
9710 Transfers from Component Units	
9720 Transfers from Primary Governments	
9910 Other Financing Sources Not Listed in the 9000 Series	
9990 Insurance Recoveries	
5120 Debt Service – Refunded Bonds	10,011,620
5150 Bond Discounts	
5200 Interfund Transfers – Out	11,937
5300 Transfers Out to Component Units/Primary Governments	
Total Other Financing Sources (Uses)	\$1,347,290

Amounts Expressed in Whole Dollars	<u>General Fund</u> <u>(10)</u>	<u>Student Sponsored</u> <u>Activity Fund</u> <u>(21)</u>	<u>Public Purpose Trust</u> <u>(27)</u>	<u>Other Compt Approved</u> <u>(28)</u>	<u>Athletic / Activity</u> <u>(29)</u>
Special And Extraordinary Items					
9920 Special Items – Gains					
9930 Extraordinary Items – Gains					
5520 Special Items – Losses					
5530 Extraordinary Items – Losses					
Net Change In Fund Balances	(\$474,548)				
Fund Balance					
0001 Fund Balance - Beginning of Fiscal Year	9,004,802				
Fund Balance - End Of Year	\$8,530,254				

Amounts Expressed in Whole Dollars	<u>Capital Reserve (690.</u> <u>1850</u> <u>(31)</u>	<u>Capital Reserve (1431)</u> <u>(32)</u>	<u>Other Capital Projects</u> <u>Fund</u> <u>(39)</u>	<u>Debt Service</u> <u>(40)</u>	<u>Permanent</u> <u>(90)</u>
Special And Extraordinary Items					
9920 Special Items – Gains					
9930 Extraordinary Items – Gains					
5520 Special Items – Losses					
5530 Extraordinary Items – Losses					
Net Change In Fund Balances					
				(\$738,377)	
Fund Balance					
0001 Fund Balance - Beginning of Fiscal Year				7,158,213	
Fund Balance - End Of Year					
				\$6,419,836	

Amounts Expressed in Whole Dollars	<u>Total Governmental Funds</u>
Special And Extraordinary Items	
9920 Special Items – Gains	
9930 Extraordinary Items – Gains	
5520 Special Items – Losses	
5530 Extraordinary Items – Losses	
Net Change In Fund Balances	(\$1,212,925)
Fund Balance	
0001 Fund Balance - Beginning of Fiscal Year	16,163,015
Fund Balance - End Of Year	\$14,950,090

Amounts Expressed in Whole Dollars	<u>Food Service</u> <u>(51)</u>	<u>Child Care</u> <u>Operations</u> <u>(52)</u>	<u>Other Enterprise</u> <u>(58)</u>	<u>TOTAL</u>	<u>Internal Service</u> <u>(60)</u>
Assets And Deferred Outflows Of Resources					
Current Assets					
0100 Cash and Cash Equivalents	106,319			106,319	
0110 Investments					
0130 Due From Other Funds	131,595			131,595	
0141 Due From Other Governments	34,539			34,539	
0142 State Revenue Receivable					
0143 Federal Revenue Receivable					
0146 Due from Primary Government					
0147 Due from Component Unit					
0150 Other Receivables					
0170 Inventories					
0180 Prepaid Expenses (Expenditures)	74,720			74,720	5,579,472
0190 Other Current Assets					
Total Current Assets	\$347,173			\$347,173	\$5,579,472
Noncurrent Assets					
0211 Land					
0212 Site Improvements (Net)					
0220 Buildings and Building Improvements (Net)					
0230 Machinery, Equipment and Furniture (Net)	106,053			106,053	
0250 Construction in Progress					
0260 Long Term Prepayments					
0290 Other Noncurrent Assets					
Total Noncurrent Assets	\$106,053			\$106,053	
0910 Deferred Outflows of Resources					
Total Assets And Deferred Outflows Of Resources	\$453,226			\$453,226	\$5,579,472

Amounts Expressed in Whole Dollars	<u>Food Service</u> <u>(51)</u>	<u>Child Care</u> <u>Operations</u> <u>(52)</u>	<u>Other Enterprise</u> <u>(58)</u>	<u>TOTAL</u>	<u>Internal Service</u> <u>(60)</u>
Liabilities And Deferred Inflows Of Resources And Net Position					
Current Liabilities					
0400 Due to Other Funds					
0411 Due to Other Governments					
0413 Due to Component Unit					
0420 Accounts Payable	47,098			47,098	
0430 Contracts Payable					
0440 Current Portion of Long-Term Debt					
0450 Short-Term Payables					
0461 Accrued Salaries and Benefits					
0462 Payroll Deductions and Withholding					
0480 Unearned Revenues	77,876			77,876	
0490 Other Current Liabilities					
Total Current Liabilities	\$124,974			\$124,974	
Noncurrent Liabilities					
0510 Bonds Payable					
0520 Extended-Term Financing Agreements Payable					
0530 Lease-Purchase Obligations					
0540 Accumulated Compensated Absences					
0550 Authority Lease Obligations					
0560 Other Post-Employment Benefits (OPEB)					
0570 Net Pension Liability					
0599 Other Noncurrent Liabilities					
Total Noncurrent Liabilities					
Total Liabilities	\$124,974			\$124,974	
0950 Deferred Inflows of Resources					
Net Position					
0791 Net Investment in Capital Assets	106,053			106,053	
0008 Restricted Net Position (0792 – 0798)					
0799 Unrestricted Net Position	222,199			222,199	5,579,472
Total Net Position	\$328,252			\$328,252	\$5,579,472
Total Liabilities And Deferred Inflows Of Resources And Net Position	\$453,226			\$453,226	\$5,579,472

Amounts Expressed in Whole Dollars	<u>Food Service</u> <u>(51)</u>	<u>Child Care Operations</u> <u>(52)</u>	<u>Other Enterprise</u> <u>(58)</u>	<u>TOTAL</u>	<u>Internal Service</u> <u>(60)</u>
Operating Revenues					
6600 Food Service Revenue	597,395			597,395	
0071 Charges for Services					9,718,572
0072 Other Operating Revenue					
Total Operating Revenues	\$597,395			\$597,395	\$9,718,572
Operating Expenses					
100 Personnel Services – Salaries	208			208	
200 Personnel Services – Employee Benefits	16			16	7,216,346
300 Purchased Professional and Technical Services					653,087
400 Purchased Property Services	8,005			8,005	
500 Other Purchased Services	597,686			597,686	
600 Supplies	435,919			435,919	
740 Depreciation	11,395			11,395	
810 Dues and Fees					
890 Miscellaneous Expenditures					
Total Operating Expenses	\$1,053,229			\$1,053,229	\$7,869,433
Operating Income (Loss)	(\$455,834)			(\$455,834)	\$1,849,139
Non Operating Revenues (Expenses)					
6500 Earnings on Investments	1,910			1,910	99,373
6920 Contributions and Donations from Private Sources					
6930 Gains or Losses on Sale of Fixed Assets					
6991 Refunds of a Prior Year Expenditure					
7000 Revenue from State Sources	22,318			22,318	
8000 Revenue from Federal Sources	368,846			368,846	
9990 Insurance Recoveries					
820 Claims and Judgments Against the LEA					
830 Interest					
TOTAL Non Operating Revenues (Expenses)	\$393,074			\$393,074	\$99,373
Income (Loss) Before Contributions And Transfers	(\$62,760)			(\$62,760)	\$1,948,512

Amounts Expressed in Whole Dollars	<u>Food Service</u> <u>(51)</u>	<u>Child Care Operations</u> <u>(52)</u>	<u>Other Enterprise</u> <u>(58)</u>	<u>TOTAL</u>	<u>Internal Service</u> <u>(60)</u>
Contributions, Transfers, and Special and Extraordinary Items					
5200 Interfund Transfers – Out					
5300 Transfers Out to Component Units/Primary Governments					
5520 Special Items – Losses					
5530 Extraordinary Items – Losses					
9300 Interfund Transfers - IN	11,937			11,937	
9500 Capital Contributions					
9700 Transfers IN From Component Units/Primary Governments					
9920 Special Items – Gains					
9930 Extraordinary Items – Gains					
Change In Net Position	(\$50,823)			(\$50,823)	\$1,948,512
0002 Net Position - Beginning of Fiscal Year	379,075			379,075	3,630,960
0003 Accounting Changes / Residual Equity Transfers					
Net Position - End Of Year	\$328,252			\$328,252	\$5,579,472

LEA : 125239603 Wallingford-Swarthmore SD

Printed 11/23/2020 11:56:35 AM

Amounts Expressed in Whole Dollars	<u>Food Service</u> <u>(51)</u>	<u>Child Care Operations</u> <u>(52)</u>	<u>Other Enterprise</u> <u>(58)</u>	<u>TOTAL</u>	<u>Internal Service(60)</u>
Cash Flows From Operating Activities					
0011 Cash Receipts From Users	628,988			628,988	
0012 Cash Receipts From Assessments Made to Other Funds					9,718,572
0013 Cash Receipts From Earnings on Investments					
0014 Cash Receipts From Other Operating Revenue					
0015 Cash Payments To Employees For Services	224			224	
0016 Cash Payments For Insurance Claims					9,164,858
0017 Cash Payments To Suppliers For Goods and Services	954,695			954,695	
0018 Cash Payments For Other Operating Expenses					653,087
Net Cash Provided By (Used For) Operating Activities	(\$325,931)			(\$325,931)	(\$99,373)
Cash Flows From Non-Capital Financing Activities					
0021 Receipts From Local Sources - 6000					
0022 Receipts From State Sources - 7000	25,594			25,594	
0023 Receipts From Federal Sources -8000	324,323			324,323	
0024 Notes and Loans Received (Repaid)					
0025 Interest Paid on Notes/Loans - 5100-830					
0026 Operating Transfers In (Out)/Residual Equity Trans					
0027 Operating Transfers In (Out) Primary Government / Comp Unit	11,937			11,937	
0028 Receipts From Refund of Prior Year Expenditures - 6991					
0029 Special and Extraordinary Gains (losses)					
0030 Receipts from Insurance Recoveries -9990					
Net Cash Prov By (Used for) Non-Capital Financing Activities	\$361,854			\$361,854	
Cash Flows From Capital and Related Financing Activities					
0031 Payments For Fac Acq, Const, and Imp - 4000	(28,420)			(28,420)	
0032 Gain / (Loss) on Sale of Fixed Assets - 6930					
0033 Proceeds From Extended Term Financing - 9200					
0034 Principal Paid on Financing Agreements					
0035 Interest Paid on Financing Agreements - 5100-830					
0036 (Inc) Dec in Contributed Capital					
Net Cash Prov By (Used for) Capital and Related Financing Activities	(\$28,420)			(\$28,420)	
Cash Flows From Investing Activities					
0041 Earnings on Investments - 6500	1,910			1,910	99,373
0042 Purchase of Inv Securities / Deposits to Inv Pools					
0043 Receipts From Investment Pool Withdrawals					
0044 Proceeds from Sale and Maturity of Inv Securities					

LEA : 125239603 Wallingford-Swarthmore SD

Printed 11/23/2020 11:56:35 AM

0045 Loans Received (Paid)

Net Cash Prov By (Used for) Investing Activities	\$1,910	\$1,910	\$99,373
---	----------------	----------------	-----------------

	<u>Food Service</u> (51)	<u>Child Care Operations</u> (52)	<u>Other Enterprise</u> (58)	<u>TOTAL</u>	<u>Internal Service</u> (60)
Net Increase (Decrease) in Cash Flows	9,413			9,413	
0004 Cash and Cash Equivalents Beginning of Year	96,906			96,906	
Cash and Cash Equivalents at Year End	\$106,319			\$106,319	
<hr/>					
Reconciliation of Operating Income (Loss) To Net Cash Provided by (Used For) Operating Activities					
0005 Operating Income (Loss) per REP	(455,834)			(455,834)	1,849,139
Adjustments					
0051 Depreciation and Net Amortization	11,395			11,395	
0052 Provision for Uncollectible Accounts					
0053 Other Adjustments	62,767			62,767	
Effect of Changes in Assets, Liabilities, Deferred Outflows and Deferred Inflows					
0054 (Inc) Dec In Accounts Receivable (0120-0150)					
0055 Advances to Other Funds (0160)	110,781			110,781	
0056 (Inc) Dec in Inventories (0170)					
0057 (Inc) Dec in Prepaid Expenses (0180)	(13,532)			(13,532)	(1,948,512)
0058 (Inc) Dec in Other Current or Noncurrent Assets					
0064 Deferred Outflows (0910)					
0059 Inc (Dec) in Accounts Payable (0400-0450)	(73,101)			(73,101)	
0060 Inc (Dec) in Accrued Salaries/Benefits (0461)					
0065 Inc (Dec) in Net Pension Liabilities (0570)					
0066 Inc (Dec) in Other Postemp Benefit Oblig (0560)					
0061 Inc (Dec) in Payroll Deductions/Withholding (0462)					
0062 Inc (Dec) in Unearned Revenue (0480)	31,593			31,593	
0063 Inc (Dec) in Other Current or Noncurrent Liabilities					
0067 Deferred Inflows (0950)					
Total Adjustments	\$129,903			\$129,903	(\$1,948,512)
Cash Provided By (Used for) Total	(\$325,931)			(\$325,931)	(\$99,373)

COMBINED STATEMENT OF CASH FLOWS
SCHEDULE OF NONCASH INVESTING, CAPITAL, AND FINANCING ACTIVITIES

Explanation of Transaction and Balance Sheet Effect	Amount
USDA Donated Commodities	62,767
Total	\$62,767

LEA : 125239603 Wallingford-Swarthmore SD

Printed 11/23/2020 11:56:46 AM

Amounts Expressed in Whole Dollars

Private Purpose Trust
(71)

Investment Trust
(72)

Pension Trust
(73)

Student Activity Custodial
(81)

Assets And Deferred Outflows Of Resources

Assets

0100 Cash and Cash Equivalents	140,738			169,314
0110 Investments	11,934			
0130 Due From Other Funds				
0140 Due from Other Governments, Primary Government and Component Units				
0150 Other Receivables				
0170 Inventories				
0180 Prepaid Expenses (Expenditures)				
0190 Other Current Assets				
0220 Buildings and Building Improvements (Net)				
0230 Machinery, Equipment and Furniture (Net)				

Total Assets	\$152,672			\$169,314
---------------------	------------------	--	--	------------------

0910 Deferred Outflows of Resources

Total Assets And Deferred Outflows Of Resources	\$152,672			\$169,314
--	------------------	--	--	------------------

LEA : 125239603 Wallingford-Swarthmore SD

Printed 11/23/2020 11:56:46 AM

Amounts Expressed in Whole Dollars	<u>Other Custodial</u> <u>(89)</u>	<u>Fiduciary Component Units</u> <u>(98)</u>	<u>Total Fiduciary Funds</u>
Assets And Deferred Outflows Of Resources			
Assets			
0100 Cash and Cash Equivalents			310,052
0110 Investments			11,934
0130 Due From Other Funds			
0140 Due from Other Governments, Primary Government and Component Units			
0150 Other Receivables			
0170 Inventories			
0180 Prepaid Expenses (Expenditures)			
0190 Other Current Assets			
0220 Buildings and Building Improvements (Net)			
0230 Machinery, Equipment and Furniture (Net)			
Total Assets			\$321,986
0910 Deferred Outflows of Resources			
Total Assets And Deferred Outflows Of Resources			\$321,986

LEA : 125239603 Wallingford-Swarthmore SD

Printed 11/23/2020 11:56:46 AM

Amounts Expressed in Whole Dollars	<u>Private Purpose Trust</u> (71)	<u>Investment Trust</u> (72)	<u>Pension Trust</u> (73)	<u>Student Activity Custodial</u> (81)
Liabilities, Deferred Inflows Of Resources And Net Position				
Liabilities				
0400 Due to Other Funds				
0410 Due to Other Governments, Primary Government and Component Units				169,314
0420 Accounts Payable				
0430 Contracts Payable				
0450 Short-Term Payables				
0460 Payroll Accruals and Withholdings				
0480 Unearned Revenues				
0490 Other Current Liabilities				
Total Liabilities				\$169,314
0950 Deferred Inflows of Resources				
Net Position				
0791 Net Investment in Capital Assets				
0009 Restricted Net Position (0792 – 0798)	152,672			
0799 Unrestricted Net Position				
Total Net Position	\$152,672			
Total Liabilities, Deferred Inflows Of Resources And Net Position	\$152,672			\$169,314

LEA : 125239603 Wallingford-Swarthmore SD

Printed 11/23/2020 11:56:46 AM

Amounts Expressed in Whole Dollars	<u>Other Custodial</u> <u>(89)</u>	<u>Fiduciary Component Units</u> <u>(98)</u>	<u>Total Fiduciary Funds</u>
Liabilities, Deferred Inflows Of Resources And Net Position			
Liabilities			
0400 Due to Other Funds			
0410 Due to Other Governments, Primary Government and Component Units			169,314
0420 Accounts Payable			
0430 Contracts Payable			
0450 Short-Term Payables			
0460 Payroll Accruals and Withholdings			
0480 Unearned Revenues			
0490 Other Current Liabilities			
Total Liabilities			\$169,314
0950 Deferred Inflows of Resources			
Net Position			
0791 Net Investment in Capital Assets			
0009 Restricted Net Position (0792 – 0798)			152,672
0799 Unrestricted Net Position			
Total Net Position			\$152,672
Total Liabilities, Deferred Inflows Of Resources And Net Position			\$321,986

Amounts Expressed in Whole Dollars	<u>Private Purpose Trust</u> (71)	<u>Investment Trust</u> (72)	<u>Pension Trust</u> (73)	<u>Student Activity</u> <u>Custodial</u> (81)	<u>Other Custodial</u> (89)	<u>Fiduciary Component</u> <u>Units</u> (98)
Additions						
0091 Gifts and Contributions	12,190					
0095 Net Investment Earnings						
0092 Other Additions						
Deductions						
0093 Scholarships Awarded	10,364					
0094 Other Deductions						
Change In Net Position	\$1,826					
0006 Net Position – Beginning of Fiscal Year	150,846					
0007 Net Position Held in Trust for Pension Benefits						
Net Position - End of Fiscal Year	\$152,672					

Amounts Expressed in Whole Dollars	<u>Total Fiduciary Funds</u>
Additions	
0091 Gifts and Contributions	12,190
0095 Net Investment Earnings	
0092 Other Additions	
Deductions	
0093 Scholarships Awarded	10,364
0094 Other Deductions	
Change in Net Position	\$1,826
0006 Net Position – Beginning of Fiscal Year	150,846
0007 Net Position Held in Trust for Pension Benefits	
Net Position - End of Fiscal Year	\$152,672

	<u>Revenue Reported In Current Year</u>	<u>Current Year Tax Accrual</u>	<u>Prior Year Tax Accrual</u>	<u>Taxes Collected In Current Year</u>
<u>Revenue from Local Sources</u>				
6111 Current Real Estate Taxes	61,673,747.69			61,673,747.69
6112 Interim Real Estate Taxes	60,461.63			60,461.63
6113 Public Utility Realty Taxes	55,704.42			55,704.42
6114 Payments in Lieu of Current Taxes - State / Local	2,391.25			2,391.25
6120 Current Per Capita Taxes, Section 679	49,656.01			49,656.01
6141 Current Act 511 Per Capita Taxes	50,973.90			50,973.90
6153 Current Act 511 Real Estate Transfer Taxes	661,136.79			661,136.79
6411 Delinquent Real Estate Taxes	1,019,953.42	203,622.24		816,331.18
6420 Delinquent Per Capita Taxes, Section 679	1,484.81			1,484.81
6500 Earnings on Investments	552,931.30			
6700 Revenues from LEA Activities	60,560.15			
6832 Federal IDEA Revenue Received as Pass Through	556,327.00			
6910 Rentals	156,649.56			
6942 Summer School Tuition	48,703.00			
6944 Receipts from Other LEAs in Pennsylvania - Education	314,024.08			
6991 Refunds of a Prior Year Expenditure	785,303.77			
6999 Other Revenues Not Specified Above	53,470.90			
TOTAL Revenue from Local Sources	\$66,103,479.68	\$203,622.24		\$63,371,887.68

**Revenue Reported
In Current Year**

Revenue from State Sources

7111 Basic Education Funding-Formula	3,668,713.76		
7112 Basic Education Funding-Social Security	1,194,370.61		
7160 Tuition for Orphans Subsidy	38,304.57		
7271 Special Education funds for School-Aged Pupils	2,130,493.56		
7311 Pupil Transportation Subsidy	570,128.97		
7312 Nonpublic and Charter School Pupil Transportation Subsidy	68,915.00		
7320 Rental and Sinking Fund Payments / Building Reimbursement Subsidy	593,429.48		
7330 Health Services (Medical, Dental, Nurse, Act 25)	73,261.05		
7340 State Property Tax Reduction Allocation	1,838,019.64		
7361 School Safety and Security Grants	40,000.00		
7505 Ready to Learn Block Grant	252,951.00		
7506 PAsmart Grants	35,000.00		
7820 State Share of Retirement Contributions	6,053,898.92		
TOTAL Revenue from State Sources	\$16,557,486.56		

**Revenue Reported
In Current Year**

Revenue from Federal Sources

8514 NCLB, Title I - Improving the Academic Achievement of the Disadvantaged	228,750.00		
8515 NCLB, Title II - Preparing, Training and Recruiting High Quality Teachers and Principals	63,554.85		
8517 NCLB, Title IV - 21St Century Schools	22,252.81		
8741 Elementary and Secondary School Emergency Relief Fund (ESSER)	187,363.00		
8749 Other CARES Act Funding	456,613.65		
TOTAL Revenue from Federal Sources	\$958,534.31		
TOTAL FROM ALL SOURCES	\$83,619,500.55	\$203,622.24	\$63,371,887.68

LEA : 125239603 Wallingford-Swarthmore SD

Printed 11/23/2020 11:57:18 AM

	<u>General Fund (10)</u>	<u>Student Sponsored Activity Fund (21)</u>	<u>Public Purpose Trust (27)</u>	<u>Other Compt Approved (28)</u>	<u>Athletic / Activity (29)</u>	<u>Capital Reserve (690, 1850) (31)</u>
6000 Revenue from Local Sources						
6111 Current Real Estate Taxes	61,673,747.69					
6112 Interim Real Estate Taxes	60,461.63					
6113 Public Utility Realty Taxes	55,704.42					
6114 Payments in Lieu of Current Taxes - State / Local	2,391.25					
6120 Current Per Capita Taxes, Section 679	49,656.01					
6141 Current Act 511 Per Capita Taxes	50,973.90					
6153 Current Act 511 Real Estate Transfer Taxes	661,136.79					
6411 Delinquent Real Estate Taxes	1,019,953.42					
6420 Delinquent Per Capita Taxes, Section 679	1,484.81					
6500 Earnings on Investments	552,931.30					
6700 Revenues from LEA Activities	60,560.15					
6832 Federal IDEA Revenue Received as Pass Through	556,327.00					
6910 Rentals	156,649.56					
6942 Summer School Tuition	48,703.00					
6944 Receipts from Other LEAs in Pennsylvania - Education	314,024.08					
6991 Refunds of a Prior Year Expenditure	785,303.77					
6999 Other Revenues Not Specified Above	53,470.90					
6000 Total Revenue from Local Sources	\$66,103,479.68					
7000 Revenue from State Sources						
7111 Basic Education Funding-Formula	3,668,713.76					
7112 Basic Education Funding-Social Security	1,194,370.61					
7160 Tuition for Orphans Subsidy	38,304.57					
7271 Special Education funds for School-Aged Pupils	2,130,493.56					
7311 Pupil Transportation Subsidy	570,128.97					
7312 Nonpublic and Charter School Pupil Transportation Subsidy	68,915.00					
7320 Rental and Sinking Fund Payments / Building Reimbursement Subsidy	593,429.48					
7330 Health Services (Medical, Dental, Nurse, Act 25)	73,261.05					
7340 State Property Tax Reduction Allocation	1,838,019.64					
7361 School Safety and Security Grants	40,000.00					
7505 Ready to Learn Block Grant	252,951.00					
7506 PAsmart Grants	35,000.00					
7820 State Share of Retirement Contributions	6,053,898.92					
7000 Total Revenue from State Sources	\$16,557,486.56					
8000 Revenue from Federal Sources						
8514 NCLB, Title I - Improving the Academic Achievement of the Disadvantaged	228,750.00					

LEA : 125239603 Wallingford-Swarthmore SD

Printed 11/23/2020 11:57:18 AM

	<u>Capital Reserve</u> <u>(1431) (32)</u>	<u>Other Capital</u> <u>Projects Fund (39)</u>	<u>Debt Service (40)</u>	<u>Permanent (90)</u>	<u>Total</u>
6000 Revenue from Local Sources					
6111 Current Real Estate Taxes					61,673,747.69
6112 Interim Real Estate Taxes					60,461.63
6113 Public Utility Realty Taxes					55,704.42
6114 Payments in Lieu of Current Taxes - State / Local					2,391.25
6120 Current Per Capita Taxes, Section 679					49,656.01
6141 Current Act 511 Per Capita Taxes					50,973.90
6153 Current Act 511 Real Estate Transfer Taxes					661,136.79
6411 Delinquent Real Estate Taxes					1,019,953.42
6420 Delinquent Per Capita Taxes, Section 679					1,484.81
6500 Earnings on Investments	72,238.74				625,170.04
6700 Revenues from LEA Activities					60,560.15
6832 Federal IDEA Revenue Received as Pass Through					556,327.00
6910 Rentals					156,649.56
6942 Summer School Tuition					48,703.00
6944 Receipts from Other LEAs in Pennsylvania - Education					314,024.08
6991 Refunds of a Prior Year Expenditure					785,303.77
6999 Other Revenues Not Specified Above					53,470.90
6000 Total Revenue from Local Sources	\$72,238.74				\$66,175,718.42
7000 Revenue from State Sources					
7111 Basic Education Funding-Formula					3,668,713.76
7112 Basic Education Funding-Social Security					1,194,370.61
7160 Tuition for Orphans Subsidy					38,304.57
7271 Special Education funds for School-Aged Pupils					2,130,493.56
7311 Pupil Transportation Subsidy					570,128.97
7312 Nonpublic and Charter School Pupil Transportation Subsidy					68,915.00
7320 Rental and Sinking Fund Payments / Building Reimbursement Subsidy					593,429.48
7330 Health Services (Medical, Dental, Nurse, Act 25)					73,261.05
7340 State Property Tax Reduction Allocation					1,838,019.64
7361 School Safety and Security Grants					40,000.00
7505 Ready to Learn Block Grant					252,951.00
7506 PAsmart Grants					35,000.00
7820 State Share of Retirement Contributions					6,053,898.92
7000 Total Revenue from State Sources					\$16,557,486.56
8000 Revenue from Federal Sources					
8514 NCLB, Title I - Improving the Academic Achievement of the Disadvantaged					228,750.00

LEA : 125239603 Wallingford-Swarthmore SD

Printed 11/23/2020 11:57:18 AM

	<u>General Fund (10)</u>	<u>Student Sponsored Activity Fund (21)</u>	<u>Public Purpose Trust (27)</u>	<u>Other Compt Approved (28)</u>	<u>Athletic / Activity (29)</u>	<u>Capital Reserve (690.1850) (31)</u>
8000 Revenue from Federal Sources						
8515 NCLB, Title II - Preparing, Training and Recruiting High Quality Teachers and Principals	63,554.85					
8517 NCLB, Title IV - 21st Century Schools	22,252.81					
8741 Elementary and Secondary School Emergency Relief Fund (ESSER)	187,363.00					
8749 Other CARES Act Funding	456,613.65					
8000 Total Revenue from Federal Sources	\$958,534.31					
9000 Other Financing Sources						
9120 Proceeds from Refunding of Bonds						
9290 Other Extended-Term Financing Proceeds						
9000 Total Other Financing Sources						
Total From All Sources	\$83,619,500.55					

LEA : 125239603 Wallingford-Swarthmore SD

Printed 11/23/2020 11:57:18 AM

	<u>Capital Reserve</u> <u>(1431) (32)</u>	<u>Other Capital</u> <u>Projects Fund (39)</u>	<u>Debt Service (40)</u>	<u>Permanent (90)</u>	<u>Total</u>
8000 Revenue from Federal Sources					
8515 NCLB, Title II - Preparing, Training and Recruiting High Quality Teachers and Principals					63,554.85
8517 NCLB, Title IV - 21st Century Schools					22,252.81
8741 Elementary and Secondary School Emergency Relief Fund (ESSER)					187,363.00
8749 Other CARES Act Funding					456,613.65
8000 Total Revenue from Federal Sources					\$958,534.31
9000 Other Financing Sources					
9120 Proceeds from Refunding of Bonds		10,165,000.00			10,165,000.00
9290 Other Extended-Term Financing Proceeds		1,205,847.00			1,205,847.00
9000 Total Other Financing Sources		\$11,370,847.00			\$11,370,847.00
Total From All Sources	\$72,238.74	\$11,370,847.00			\$95,062,586.29

	<u>General Fund (10)</u>	<u>Student Sponsored Activity Fund (21)</u>	<u>Public Purpose Trust (27)</u>	<u>Other Compt Approved (28)</u>	<u>Athletic / Activity (29)</u>	<u>Capital Reserve (690.1850) (31)</u>
Revenue from Local Sources	66,103,479.68					
Revenue from State Sources	16,557,486.56					
Revenue from Federal Sources	958,534.31					
Other Financing Sources						
Total From All Sources	\$83,619,500.55					

	<u>Capital Reserve (1431)</u> <u>(32)</u>	<u>Other Capital Projects</u> <u>Fund (39)</u>	<u>Debt Service (40)</u>	<u>Permanent (90)</u>	<u>Total</u>
Revenue from Local Sources	72,238.74				66,175,718.42
Revenue from State Sources					16,557,486.56
Revenue from Federal Sources					958,534.31
Other Financing Sources		11,370,847.00			11,370,847.00
Total From All Sources	\$72,238.74	\$11,370,847.00			\$95,062,586.29

General Fund (10)

	<u>Total</u>
1000 Instruction	
100 Personnel Services – Salaries	
100 Personnel Services – Salaries	24,916,355.45
Total Personnel Services – Salaries	\$24,916,355.45
200 Personnel Services – Employee Benefits	
210 Group Insurance – Contracted Provider	6,077,066.52
220 Social Security Contributions	1,830,415.85
230 PSERS Retirement Contributions	8,408,854.08
Total Personnel Services – Employee Benefits	\$16,316,336.45
300 Purchased Professional and Technical Services	
322 Professional Educational Services – Ius	1,249,950.48
329 Professional Educational Services – Other	3,425,235.14
390 Other Purchased Professional and Technical Services	10,491.55
Total Purchased Professional and Technical Services	\$4,685,677.17
400 Purchased Property Services	
430 Repairs and Maintenance Services	10,115.63
440 Rentals	842,973.09
Total Purchased Property Services	\$853,088.72
500 Other Purchased Services	
530 Communications	849.95
550 Printing and Binding	428.50
561 Tuition To Other School Districts Within the State	28,663.83
562 Tuition To Pennsylvania Charter Schools	531,513.85
563 Tuition To Nonpublic Schools	36,850.01
564 Tuition To Career and Technology Centers	291,268.00
566 Tuition To Institutions of Higher Education and Technical Institutes	184,332.00
567 Tuition To Approved Private Schools (APS) and PA Chartered Schools for the Deaf and Blind	1,263,268.94
568 Tuition To Private Residential Rehabilitative Institutions (PRRI) [In-State] and Detention Centers	8,959.06
569 Tuition – Other	88,992.50
580 Travel	1,127.35
594 IU Payment By Withholding for Institutionalized Children’s Programs – Special Classes	1,297.55
Total Other Purchased Services	\$2,437,551.54
600 Supplies	
610 General Supplies	216,035.43
630 Food	145.31
640 Books and Periodicals	106,355.30
650 Supplies & Fees – Technology Related	241,388.20
Total Supplies	\$563,924.24
700 Property	
752 Capital Equipment – Original and Additional	456,229.22
Total Property	\$456,229.22
800 Other Objects	

General Fund (10)		
1000 Instruction		<u>Total</u>
800 Other Objects		
810 Dues and Fees		2,076.75
Total Other Objects		\$2,076.75
Total 1000 Instruction		\$50,231,239.54

LEA : 125239603 Wallingford-Swarthmore SD

Printed 11/23/2020 11:57:48 AM

Page - 3 of 21

General Fund (10)

1100 Regular Programs – Elementary / Secondary	<u>Elementary</u>	<u>Secondary</u>	<u>Federal</u>	<u>Total</u>
100 <u>Personnel Services – Salaries</u>				
100 Personnel Services – Salaries	10,028,412.35	9,682,479.97	157,457.51	19,868,349.83
Total Personnel Services – Salaries	\$10,028,412.35	\$9,682,479.97	\$157,457.51	\$19,868,349.83
200 <u>Personnel Services – Employee Benefits</u>				
210 Group Insurance – Contracted Provider	2,488,913.81	2,179,219.06	27,638.06	4,695,770.93
220 Social Security Contributions	739,595.26	711,046.71	9,187.53	1,459,829.50
230 PSERS Retirement Contributions	3,404,871.95	3,245,586.24	41,181.75	6,691,639.94
Total Personnel Services – Employee Benefits	\$6,633,381.02	\$6,135,852.01	\$78,007.34	\$12,847,240.37
300 <u>Purchased Professional and Technical Services</u>				
322 Professional Educational Services – Ius	76,505.52	70,705.40		147,210.92
329 Professional Educational Services – Other	154,857.20	95,887.67		250,744.87
390 Other Purchased Professional and Technical Services		7,296.75		7,296.75
Total Purchased Professional and Technical Services	\$231,362.72	\$173,889.82		\$405,252.54
400 <u>Purchased Property Services</u>				
430 Repairs and Maintenance Services	3,043.41	7,072.22		10,115.63
440 Rentals	323,801.47	299,253.11	46,104.75	669,159.33
Total Purchased Property Services	\$326,844.88	\$306,325.33	\$46,104.75	\$679,274.96
500 <u>Other Purchased Services</u>				
550 Printing and Binding		428.50		428.50
562 Tuition To Pennsylvania Charter Schools	125,101.44	115,617.12		240,718.56
580 Travel		349.00		349.00
Total Other Purchased Services	\$125,101.44	\$116,394.62		\$241,496.06
600 <u>Supplies</u>				
610 General Supplies	100,292.07	90,579.11	3,405.54	194,276.72
640 Books and Periodicals	27,723.12	58,258.46	1,617.57	87,599.15
650 Supplies & Fees – Technology Related	98,437.48	87,706.10	15,228.00	201,371.58
Total Supplies	\$226,452.67	\$236,543.67	\$20,251.11	\$483,247.45
700 <u>Property</u>				
752 Capital Equipment – Original and Additional	2,725.40	2,464.22	451,039.60	456,229.22
Total Property	\$2,725.40	\$2,464.22	\$451,039.60	\$456,229.22
800 <u>Other Objects</u>				
810 Dues and Fees	681.69	1,216.06		1,897.75
Total Other Objects	\$681.69	\$1,216.06		\$1,897.75
Total 1100 Regular Programs – Elementary / Secondary	\$17,574,962.17	\$16,655,165.70	\$752,860.31	\$34,982,988.18

General Fund (10)

1110 Regular Programs

	<u>Elementary</u>	<u>Secondary</u>	<u>Federal</u>	<u>Total</u>
100 Personnel Services – Salaries				
100 Personnel Services – Salaries	10,028,412.35	9,682,479.97		19,710,892.32
Total Personnel Services – Salaries	\$10,028,412.35	\$9,682,479.97		\$19,710,892.32
200 Personnel Services – Employee Benefits				
210 Group Insurance – Contracted Provider	2,488,913.81	2,179,219.06		4,668,132.87
220 Social Security Contributions	739,595.26	711,046.71		1,450,641.97
230 PSERS Retirement Contributions	3,404,871.95	3,245,586.24		6,650,458.19
Total Personnel Services – Employee Benefits	\$6,633,381.02	\$6,135,852.01		\$12,769,233.03
300 Purchased Professional and Technical Services				
322 Professional Educational Services – Ius	76,505.52	70,705.40		147,210.92
329 Professional Educational Services – Other	154,857.20	95,887.67		250,744.87
390 Other Purchased Professional and Technical Services		7,296.75		7,296.75
Total Purchased Professional and Technical Services	\$231,362.72	\$173,889.82		\$405,252.54
400 Purchased Property Services				
430 Repairs and Maintenance Services	3,043.41	7,072.22		10,115.63
440 Rentals	323,801.47	299,253.11	46,104.75	669,159.33
Total Purchased Property Services	\$326,844.88	\$306,325.33	\$46,104.75	\$679,274.96
500 Other Purchased Services				
550 Printing and Binding		428.50		428.50
562 Tuition To Pennsylvania Charter Schools	125,101.44	115,617.12		240,718.56
580 Travel		349.00		349.00
Total Other Purchased Services	\$125,101.44	\$116,394.62		\$241,496.06
600 Supplies				
610 General Supplies	100,292.07	90,579.11		190,871.18
640 Books and Periodicals	27,723.12	58,258.46		85,981.58
650 Supplies & Fees – Technology Related	98,437.48	87,706.10		186,143.58
Total Supplies	\$226,452.67	\$236,543.67		\$462,996.34
700 Property				
752 Capital Equipment – Original and Additional	2,725.40	2,464.22	451,039.60	456,229.22
Total Property	\$2,725.40	\$2,464.22	\$451,039.60	\$456,229.22
800 Other Objects				
810 Dues and Fees	681.69	1,216.06		1,897.75
Total Other Objects	\$681.69	\$1,216.06		\$1,897.75
Total 1110 Regular Programs	\$17,574,962.17	\$16,655,165.70	\$497,144.35	\$34,727,272.22

General Fund (10)

1190 Federally-Funded Regular Programs

100 Personnel Services – Salaries

100 Personnel Services – Salaries

Total Personnel Services – Salaries

200 Personnel Services – Employee Benefits

210 Group Insurance – Contracted Provider

220 Social Security Contributions

230 PSERS Retirement Contributions

Total Personnel Services – Employee Benefits

600 Supplies

610 General Supplies

640 Books and Periodicals

650 Supplies & Fees – Technology Related

Total Supplies

Total 1190 Federally-Funded Regular Programs

	<u>Elementary</u>	<u>Secondary</u>	<u>Federal</u>	<u>Total</u>
			157,457.51	157,457.51
			\$157,457.51	\$157,457.51
			27,638.06	27,638.06
			9,187.53	9,187.53
			41,181.75	41,181.75
			\$78,007.34	\$78,007.34
			3,405.54	3,405.54
			1,617.57	1,617.57
			15,228.00	15,228.00
			\$20,251.11	\$20,251.11
			\$255,715.96	\$255,715.96

General Fund (10)

1200 Special Programs – Elementary / Secondary	<u>Elementary</u>	<u>Secondary</u>	<u>Federal</u>	<u>Total</u>
100 Personnel Services – Salaries				
100 Personnel Services – Salaries	2,948,598.19	2,095,291.18		5,043,889.37
Total Personnel Services – Salaries	\$2,948,598.19	\$2,095,291.18		\$5,043,889.37
200 Personnel Services – Employee Benefits				
210 Group Insurance – Contracted Provider	825,783.79	555,511.80		1,381,295.59
220 Social Security Contributions	215,475.20	154,767.97		370,243.17
230 PSERS Retirement Contributions	1,004,790.96	711,620.72		1,716,411.68
Total Personnel Services – Employee Benefits	\$2,046,049.95	\$1,421,900.49		\$3,467,950.44
300 Purchased Professional and Technical Services				
322 Professional Educational Services – Ius	358,901.56	187,161.00	556,327.00	1,102,389.56
329 Professional Educational Services – Other	1,566,939.49	1,448,145.14		3,015,084.63
390 Other Purchased Professional and Technical Services	1,660.34	1,534.46		3,194.80
Total Purchased Professional and Technical Services	\$1,927,501.39	\$1,636,840.60	\$556,327.00	\$4,120,668.99
400 Purchased Property Services				
440 Rentals	90,331.01	83,482.75		173,813.76
Total Purchased Property Services	\$90,331.01	\$83,482.75		\$173,813.76
500 Other Purchased Services				
530 Communications	441.72	408.23		849.95
561 Tuition To Other School Districts Within the State	2,891.36	2,672.15		5,563.51
562 Tuition To Pennsylvania Charter Schools	151,126.31	139,668.98		290,795.29
563 Tuition To Nonpublic Schools	19,150.95	17,699.06		36,850.01
567 Tuition To Approved Private Schools (APS) and PA Chartered Schools for the Deaf and Blind	656,520.87	606,748.07		1,263,268.94
568 Tuition To Private Residential Rehabilitative Institutions (PRRI) [In-State] and Detention Centers	4,656.02	4,303.04		8,959.06
569 Tuition – Other	45,626.19	43,366.31		88,992.50
580 Travel	404.51	373.84		778.35
594 IU Payment By Withholding for Institutionalized Children’s Programs – Special Classes	1,297.55			1,297.55
Total Other Purchased Services	\$882,115.48	\$815,239.68		\$1,697,355.16
600 Supplies				
610 General Supplies	12,499.05	9,259.66		21,758.71
630 Food	75.52	69.79		145.31
640 Books and Periodicals	9,747.57	9,008.58		18,756.15
650 Supplies & Fees – Technology Related	17,389.48	16,071.14	4,353.00	37,813.62
Total Supplies	\$39,711.62	\$34,409.17	\$4,353.00	\$78,473.79
800 Other Objects				
810 Dues and Fees	179.00			179.00
Total Other Objects	\$179.00			\$179.00
Total 1200 Special Programs – Elementary / Secondary	\$7,934,486.64	\$6,087,163.87	\$560,680.00	\$14,582,330.51

General Fund (10)

1210 Life Skills Support

100 Personnel Services – Salaries

100 Personnel Services – Salaries

Total Personnel Services – Salaries

200 Personnel Services – Employee Benefits

210 Group Insurance – Contracted Provider

220 Social Security Contributions

230 PSERS Retirement Contributions

Total Personnel Services – Employee Benefits

600 Supplies

610 General Supplies

650 Supplies & Fees – Technology Related

Total Supplies

Total 1210 Life Skills Support

	<u>Elementary</u>	<u>Secondary</u>	<u>Federal</u>	<u>Total</u>
		96,914.67		96,914.67
		\$96,914.67		\$96,914.67
	283.66	9,335.47		9,619.13
	203.52	7,766.45		7,969.97
	907.80	34,504.24		35,412.04
	\$1,394.98	\$51,606.16		\$53,001.14
	1,655.78	1,530.25		3,186.03
	728.97	673.70	4,353.00	5,755.67
	\$2,384.75	\$2,203.95	\$4,353.00	\$8,941.70
	\$3,779.73	\$150,724.78	\$4,353.00	\$158,857.51

General Fund (10)

1220 Sensory Support

	<u>Elementary</u>	<u>Secondary</u>	<u>Federal</u>	<u>Total</u>
100 Personnel Services – Salaries				
100 Personnel Services – Salaries	162,965.88	115,782.35		278,748.23
Total Personnel Services – Salaries	\$162,965.88	\$115,782.35		\$278,748.23
200 Personnel Services – Employee Benefits				
210 Group Insurance – Contracted Provider	27,806.62	35,373.55		63,180.17
220 Social Security Contributions	12,010.37	8,389.69		20,400.06
230 PSERS Retirement Contributions	55,012.84	38,970.52		93,983.36
Total Personnel Services – Employee Benefits	\$94,829.83	\$82,733.76		\$177,563.59
300 Purchased Professional and Technical Services				
329 Professional Educational Services – Other	254,837.30	235,517.32		490,354.62
Total Purchased Professional and Technical Services	\$254,837.30	\$235,517.32		\$490,354.62
600 Supplies				
610 General Supplies	1,165.05	1,076.73		2,241.78
650 Supplies & Fees – Technology Related	360.15	332.85		693.00
Total Supplies	\$1,525.20	\$1,409.58		\$2,934.78
Total 1220 Sensory Support	\$514,158.21	\$435,443.01		\$949,601.22

General Fund (10)

1230 Emotional Support

	<u>Elementary</u>	<u>Secondary</u>	<u>Federal</u>	<u>Total</u>
100 Personnel Services – Salaries				
100 Personnel Services – Salaries	248,547.04	371,755.25		620,302.29
Total Personnel Services – Salaries	\$248,547.04	\$371,755.25		\$620,302.29
200 Personnel Services – Employee Benefits				
210 Group Insurance – Contracted Provider	60,297.27	94,585.17		154,882.44
220 Social Security Contributions	18,850.69	27,029.48		45,880.17
230 PSERS Retirement Contributions	86,122.52	124,916.26		211,038.78
Total Personnel Services – Employee Benefits	\$165,270.48	\$246,530.91		\$411,801.39
300 Purchased Professional and Technical Services				
329 Professional Educational Services – Other	184,984.62	170,960.38		355,945.00
Total Purchased Professional and Technical Services	\$184,984.62	\$170,960.38		\$355,945.00
600 Supplies				
610 General Supplies	2,349.89	2,171.73		4,521.62
630 Food	75.52	69.79		145.31
640 Books and Periodicals	1,030.23	952.12		1,982.35
650 Supplies & Fees – Technology Related	5,589.11	5,165.39		10,754.50
Total Supplies	\$9,044.75	\$8,359.03		\$17,403.78
Total 1230 Emotional Support	\$607,846.89	\$797,605.57		\$1,405,452.46

General Fund (10)

1240 Academic Support

	<u>Elementary</u>	<u>Secondary</u>	<u>Federal</u>	<u>Total</u>
100 Personnel Services – Salaries				
100 Personnel Services – Salaries	2,430,671.41	1,412,492.60		3,843,164.01
Total Personnel Services – Salaries	\$2,430,671.41	\$1,412,492.60		\$3,843,164.01
200 Personnel Services – Employee Benefits				
210 Group Insurance – Contracted Provider	733,216.68	412,354.91		1,145,571.59
220 Social Security Contributions	176,395.25	104,174.64		280,569.89
230 PSERS Retirement Contributions	826,920.13	480,118.24		1,307,038.37
Total Personnel Services – Employee Benefits	\$1,736,532.06	\$996,647.79		\$2,733,179.85
500 Other Purchased Services				
580 Travel	404.51	373.84		778.35
Total Other Purchased Services	\$404.51	\$373.84		\$778.35
600 Supplies				
610 General Supplies	6,986.27	4,164.83		11,151.10
640 Books and Periodicals	8,717.34	8,056.46		16,773.80
650 Supplies & Fees – Technology Related	10,711.25	9,899.20		20,610.45
Total Supplies	\$26,414.86	\$22,120.49		\$48,535.35
800 Other Objects				
810 Dues and Fees	179.00			179.00
Total Other Objects	\$179.00			\$179.00
Total 1240 Academic Support	\$4,194,201.84	\$2,431,634.72		\$6,625,836.56

General Fund (10)

1241 Learning Support – Public

	<u>Elementary</u>	<u>Secondary</u>	<u>Federal</u>	<u>Total</u>
100 Personnel Services – Salaries				
100 Personnel Services – Salaries	2,087,607.12	1,283,970.10		3,371,577.22
Total Personnel Services – Salaries	\$2,087,607.12	\$1,283,970.10		\$3,371,577.22
200 Personnel Services – Employee Benefits				
210 Group Insurance – Contracted Provider	650,393.12	370,540.11		1,020,933.23
220 Social Security Contributions	151,212.06	94,865.00		246,077.06
230 PSERS Retirement Contributions	709,347.73	436,744.47		1,146,092.20
Total Personnel Services – Employee Benefits	\$1,510,952.91	\$902,149.58		\$2,413,102.49
600 Supplies				
610 General Supplies	5,276.76	4,248.89		9,525.65
640 Books and Periodicals	8,717.34	8,056.46		16,773.80
650 Supplies & Fees – Technology Related	8,846.83	8,176.12		17,022.95
Total Supplies	\$22,840.93	\$20,481.47		\$43,322.40
Total 1241 Learning Support – Public	\$3,621,400.96	\$2,206,601.15		\$5,828,002.11

General Fund (10)

1243 Gifted Support

	<u>Elementary</u>	<u>Secondary</u>	<u>Federal</u>	<u>Total</u>
100 Personnel Services – Salaries				
100 Personnel Services – Salaries	343,064.29	128,522.50		471,586.79
Total Personnel Services – Salaries	\$343,064.29	\$128,522.50		\$471,586.79
200 Personnel Services – Employee Benefits				
210 Group Insurance – Contracted Provider	82,823.56	41,814.80		124,638.36
220 Social Security Contributions	25,183.19	9,309.64		34,492.83
230 PSERS Retirement Contributions	117,572.40	43,373.77		160,946.17
Total Personnel Services – Employee Benefits	\$225,579.15	\$94,498.21		\$320,077.36
500 Other Purchased Services				
580 Travel	404.51	373.84		778.35
Total Other Purchased Services	\$404.51	\$373.84		\$778.35
600 Supplies				
610 General Supplies	1,709.51	(84.06)		1,625.45
650 Supplies & Fees – Technology Related	1,864.42	1,723.08		3,587.50
Total Supplies	\$3,573.93	\$1,639.02		\$5,212.95
800 Other Objects				
810 Dues and Fees	179.00			179.00
Total Other Objects	\$179.00			\$179.00
Total 1243 Gifted Support	\$572,800.88	\$225,033.57		\$797,834.45

General Fund (10)

1280 Early Intervention Support

300 Purchased Professional and Technical Services

322 Professional Educational Services – lus

Total Purchased Professional and Technical Services

Total 1280 Early Intervention Support

	<u>Elementary</u>	<u>Secondary</u>	<u>Federal</u>	<u>Total</u>
	156,387.36		1,592.00	157,979.36
	\$156,387.36		\$1,592.00	\$157,979.36
	\$156,387.36		\$1,592.00	\$157,979.36

General Fund (10)

	<u>Elementary</u>	<u>Secondary</u>	<u>Federal</u>	<u>Total</u>
1290 Special Programs - Other Support				
100 Personnel Services – Salaries				
100 Personnel Services – Salaries	106,413.86	98,346.31		204,760.17
Total Personnel Services – Salaries	\$106,413.86	\$98,346.31		\$204,760.17
200 Personnel Services – Employee Benefits				
210 Group Insurance – Contracted Provider	4,179.56	3,862.70		8,042.26
220 Social Security Contributions	8,015.37	7,407.71		15,423.08
230 PSERS Retirement Contributions	35,827.67	33,111.46		68,939.13
Total Personnel Services – Employee Benefits	\$48,022.60	\$44,381.87		\$92,404.47
300 Purchased Professional and Technical Services				
322 Professional Educational Services – Ius	202,514.20	187,161.00	554,735.00	944,410.20
329 Professional Educational Services – Other	1,127,117.57	1,041,667.44		2,168,785.01
390 Other Purchased Professional and Technical Services	1,660.34	1,534.46		3,194.80
Total Purchased Professional and Technical Services	\$1,331,292.11	\$1,230,362.90	\$554,735.00	\$3,116,390.01
400 Purchased Property Services				
440 Rentals	90,331.01	83,482.75		173,813.76
Total Purchased Property Services	\$90,331.01	\$83,482.75		\$173,813.76
500 Other Purchased Services				
530 Communications	441.72	408.23		849.95
561 Tuition To Other School Districts Within the State	2,891.36	2,672.15		5,563.51
562 Tuition To Pennsylvania Charter Schools	151,126.31	139,668.98		290,795.29
563 Tuition To Nonpublic Schools	19,150.95	17,699.06		36,850.01
567 Tuition To Approved Private Schools (APS) and PA Chartered Schools for the Deaf and Blind	656,520.87	606,748.07		1,263,268.94
568 Tuition To Private Residential Rehabilitative Institutions (PRRI) [In-State] and Detention Centers	4,656.02	4,303.04		8,959.06
569 Tuition – Other	45,626.19	43,366.31		88,992.50
594 IU Payment By Withholding for Institutionalized Children’s Programs – Special Classes	1,297.55			1,297.55
Total Other Purchased Services	\$881,710.97	\$814,865.84		\$1,696,576.81
600 Supplies				
610 General Supplies	342.06	316.12		658.18
Total Supplies	\$342.06	\$316.12		\$658.18
Total 1290 Special Programs - Other Support	\$2,458,112.61	\$2,271,755.79	\$554,735.00	\$5,284,603.40

LEA : 125239603 Wallingford-Swarthmore SD

Printed 11/23/2020 11:57:48 AM

General Fund (10)

1300 Vocational Education

Elementary

Secondary

Federal

Total

500 Other Purchased Services

564 Tuition To Career and Technology Centers

291,268.00

291,268.00

Total Other Purchased Services

\$291,268.00

\$291,268.00

Total 1300 Vocational Education

\$291,268.00

\$291,268.00

General Fund (10)

	<u>Elementary</u>	<u>Secondary</u>	<u>Federal</u>	<u>Total</u>
1400 Other Instructional Programs – Elementary / Secondary				
100 Personnel Services – Salaries				
100 Personnel Services – Salaries	2,139.22	1,977.03		4,116.25
Total Personnel Services – Salaries	\$2,139.22	\$1,977.03		\$4,116.25
200 Personnel Services – Employee Benefits				
220 Social Security Contributions	178.35	164.83		343.18
230 PSERS Retirement Contributions	417.04	385.42		802.46
Total Personnel Services – Employee Benefits	\$595.39	\$550.25		\$1,145.64
300 Purchased Professional and Technical Services				
329 Professional Educational Services – Other	81,835.93	75,631.71		157,467.64
Total Purchased Professional and Technical Services	\$81,835.93	\$75,631.71		\$157,467.64
500 Other Purchased Services				
561 Tuition To Other School Districts Within the State	12,005.24	11,095.08		23,100.32
Total Other Purchased Services	\$12,005.24	\$11,095.08		\$23,100.32
Total 1400 Other Instructional Programs – Elementary / Secondary	\$96,575.78	\$89,254.07		\$185,829.85

General Fund (10)

1430 Homebound Instruction

	<u>Elementary</u>	<u>Secondary</u>	<u>Federal</u>	<u>Total</u>
100 Personnel Services – Salaries				
100 Personnel Services – Salaries	2,139.22	1,977.03		4,116.25
Total Personnel Services – Salaries	\$2,139.22	\$1,977.03		\$4,116.25
200 Personnel Services – Employee Benefits				
220 Social Security Contributions	178.35	164.83		343.18
230 PSERS Retirement Contributions	417.04	385.42		802.46
Total Personnel Services – Employee Benefits	\$595.39	\$550.25		\$1,145.64
300 Purchased Professional and Technical Services				
329 Professional Educational Services – Other	81,835.93	75,631.71		157,467.64
Total Purchased Professional and Technical Services	\$81,835.93	\$75,631.71		\$157,467.64
Total 1430 Homebound Instruction	\$84,570.54	\$78,158.99		\$162,729.53

General Fund (10)

1440 Alternative Regular Education Programs

Elementary

Secondary

Federal

Total

500 Other Purchased Services

561 Tuition To Other School Districts Within the State

12,005.24

11,095.08

23,100.32

Total Other Purchased Services

\$12,005.24

\$11,095.08

\$23,100.32

Total 1440 Alternative Regular Education Programs

\$12,005.24

\$11,095.08

\$23,100.32

General Fund (10)

1441 Adjudicated / Court-Placed Programs

500 Other Purchased Services

561 Tuition To Other School Districts Within the State

Total Other Purchased Services

Total 1441 Adjudicated / Court-Placed Programs

	<u>Elementary</u>	<u>Secondary</u>	<u>Federal</u>	<u>Total</u>
561 Tuition To Other School Districts Within the State	12,005.24	11,095.08		23,100.32
Total Other Purchased Services	\$12,005.24	\$11,095.08		\$23,100.32
Total 1441 Adjudicated / Court-Placed Programs	\$12,005.24	\$11,095.08		\$23,100.32

General Fund (10)

1500 Nonpublic School Programs

Elementary

Secondary

Federal

Total

300 Purchased Professional and Technical Services

322 Professional Educational Services – Ius

350.00

350.00

329 Professional Educational Services – Other

1,938.00

1,938.00

Total Purchased Professional and Technical Services

\$2,288.00

\$2,288.00

600 Supplies

650 Supplies & Fees – Technology Related

2,203.00

2,203.00

Total Supplies

\$2,203.00

\$2,203.00

Total 1500 Nonpublic School Programs

\$4,491.00

\$4,491.00

General Fund (10)

1600 Adult Education Programs

Elementary

Secondary

Federal

Total

500 Other Purchased Services

566 Tuition To Institutions of Higher Education and Technical Institutes

184,332.00

Total Other Purchased Services

\$184,332.00

Total 1600 Adult Education Programs

\$184,332.00

General Fund (10)

2000 Support Services

Total

100 Personnel Services – Salaries

100 Personnel Services – Salaries 9,708,303.70

Total Personnel Services – Salaries

\$9,708,303.70

200 Personnel Services – Employee Benefits

210 Group Insurance – Contracted Provider 2,487,544.37

220 Social Security Contributions 701,451.18

230 PSERS Retirement Contributions 3,307,310.43

240 Tuition Reimbursement 97,632.52

260 Workers' Compensation 199,417.00

280 Other Post-Employment Benefits (OPEB) 13,800.70

291 Other Retirement Plans 10,383.81

Total Personnel Services – Employee Benefits

\$6,817,540.01

300 Purchased Professional and Technical Services

329 Professional Educational Services – Other 249,853.10

330 Other Professional Services 1,568,474.11

340 Technical Services 307,451.97

350 Security / Safety Services 52,286.97

Total Purchased Professional and Technical Services

\$2,178,066.15

400 Purchased Property Services

410 Cleaning Services 1,058,456.01

420 Utility Services 275,933.48

430 Repairs and Maintenance Services 735,486.31

440 Rentals 464,665.64

460 Extermination Services 6,192.00

490 Other Purchased Property Services 11,083.00

Total Purchased Property Services

\$2,551,816.44

500 Other Purchased Services

513 Contracted Carriers 1,043.30

516 Student Transportation Services From the IU 24,299.43

520 Insurance – General 68,260.94

522 Automotive Liability Insurance 57,872.00

523 General Property and Liability Insurance 204,761.50

529 Other Insurance 1,320.00

530 Communications 122,736.38

549 Other Advertising/Public Relations 5,606.29

550 Printing and Binding 536.67

580 Travel 20,483.67

595 IU Payments By Withholding 48,899.75

599 Other Miscellaneous Purchased Services 23,502.64

Total Other Purchased Services

\$579,322.57

600 Supplies

610 General Supplies 622,314.25

620 Energy 673,844.05

630 Food 6,392.07

General Fund (10)

2000 Support Services

Total

600 Supplies

640 Books and Periodicals

22,580.48

650 Supplies & Fees – Technology Related

102,164.29

Total Supplies

\$1,427,295.14

700 Property

752 Capital Equipment – Original and Additional

72,872.42

Total Property

\$72,872.42

800 Other Objects

810 Dues and Fees

63,231.59

820 Claims and Judgments Against the LEA

1,232,683.87

890 Miscellaneous Expenditures

13,769.21

Total Other Objects

\$1,309,684.67

Total 2000 Support Services

\$24,644,901.10

General Fund (10)

2100 Support Services – Students

100 Personnel Services – Salaries

	<u>Elementary</u>	<u>Secondary</u>	<u>Federal</u>	<u>Total</u>
100 Personnel Services – Salaries	761,905.30	957,924.79		1,963,299.73
Total Personnel Services – Salaries	\$761,905.30	\$957,924.79		\$1,963,299.73

200 Personnel Services – Employee Benefits

210 Group Insurance – Contracted Provider	129,324.31	237,732.83		428,735.73
220 Social Security Contributions	55,646.70	69,178.57		142,076.79
230 PSERS Retirement Contributions	257,519.82	325,090.25		665,898.32
Total Personnel Services – Employee Benefits	\$442,490.83	\$632,001.65		\$1,236,710.84

300 Purchased Professional and Technical Services

330 Other Professional Services	27,074.47	25,021.87		221,625.89
340 Technical Services	602.85	557.15		1,160.00
Total Purchased Professional and Technical Services	\$27,677.32	\$25,579.02		\$222,785.89

400 Purchased Property Services

440 Rentals	1,265.12	1,169.20		2,434.32
Total Purchased Property Services	\$1,265.12	\$1,169.20		\$2,434.32

500 Other Purchased Services

580 Travel				1,650.04
Total Other Purchased Services				\$1,650.04

600 Supplies

610 General Supplies	9,619.33	2,436.78		82,276.52
640 Books and Periodicals	146.04	86.41		299.44
650 Supplies & Fees – Technology Related	755.66	6,383.25		7,138.91
Total Supplies	\$10,521.03	\$8,906.44		\$89,714.87

700 Property

752 Capital Equipment – Original and Additional				527.47
Total Property				\$527.47

800 Other Objects

810 Dues and Fees				70.00
Total Other Objects				\$70.00

Total 2100 Support Services – Students	\$1,243,859.60	\$1,625,581.10		\$3,517,193.16
---	-----------------------	-----------------------	--	-----------------------

General Fund (10)

2110 Supervision of Student Services	<u>Elementary</u>	<u>Secondary</u>	<u>Federal</u>	<u>Total</u>
100 Personnel Services – Salaries				
100 Personnel Services – Salaries	69,442.64	64,177.98		133,620.62
Total Personnel Services – Salaries	\$69,442.64	\$64,177.98		\$133,620.62
200 Personnel Services – Employee Benefits				
210 Group Insurance – Contracted Provider	12,727.36	11,762.46		24,489.82
220 Social Security Contributions	4,770.09	4,408.46		9,178.55
230 PSERS Retirement Contributions	23,811.91	22,006.65		45,818.56
Total Personnel Services – Employee Benefits	\$41,309.36	\$38,177.57		\$79,486.93
Total 2110 Supervision of Student Services	\$110,752.00	\$102,355.55		\$213,107.55

General Fund (10)

	<u>Elementary</u>	<u>Secondary</u>	<u>Federal</u>	<u>Total</u>
2111 Supervision of Student Services – Head of Component				
100 Personnel Services – Salaries				
100 Personnel Services – Salaries	69,442.64	64,177.98		133,620.62
Total Personnel Services – Salaries	\$69,442.64	\$64,177.98		\$133,620.62
200 Personnel Services – Employee Benefits				
210 Group Insurance – Contracted Provider	12,727.36	11,762.46		24,489.82
220 Social Security Contributions	4,770.09	4,408.46		9,178.55
230 PSERS Retirement Contributions	23,811.91	22,006.65		45,818.56
Total Personnel Services – Employee Benefits	\$41,309.36	\$38,177.57		\$79,486.93
Total 2111 Supervision of Student Services – Head of Component	\$110,752.00	\$102,355.55		\$213,107.55

General Fund (10)

2120 Guidance Services

	<u>Elementary</u>	<u>Secondary</u>	<u>Federal</u>	<u>Total</u>
100 Personnel Services – Salaries				
100 Personnel Services – Salaries	409,685.47	715,248.34		1,124,933.81
Total Personnel Services – Salaries	\$409,685.47	\$715,248.34		\$1,124,933.81
200 Personnel Services – Employee Benefits				
210 Group Insurance – Contracted Provider	67,810.21	178,958.43		246,768.64
220 Social Security Contributions	30,196.52	51,594.31		81,790.83
230 PSERS Retirement Contributions	138,164.92	242,241.74		380,406.66
Total Personnel Services – Employee Benefits	\$236,171.65	\$472,794.48		\$708,966.13
300 Purchased Professional and Technical Services				
340 Technical Services	602.85	557.15		1,160.00
Total Purchased Professional and Technical Services	\$602.85	\$557.15		\$1,160.00
400 Purchased Property Services				
440 Rentals	1,265.12	1,169.20		2,434.32
Total Purchased Property Services	\$1,265.12	\$1,169.20		\$2,434.32
600 Supplies				
610 General Supplies	1,846.51	(4,746.75)		(2,900.24)
640 Books and Periodicals	146.04	86.41		232.45
650 Supplies & Fees – Technology Related	755.66	6,383.25		7,138.91
Total Supplies	\$2,748.21	\$1,722.91		\$4,471.12
Total 2120 Guidance Services	\$650,473.30	\$1,191,492.08		\$1,841,965.38

General Fund (10)

2140 Psychological Services

	<u>Elementary</u>	<u>Secondary</u>	<u>Federal</u>	<u>Total</u>
100 Personnel Services – Salaries				
100 Personnel Services – Salaries	282,777.19	178,498.47		461,275.66
Total Personnel Services – Salaries	\$282,777.19	\$178,498.47		\$461,275.66
200 Personnel Services – Employee Benefits				
210 Group Insurance – Contracted Provider	48,786.74	47,011.94		95,798.68
220 Social Security Contributions	20,680.09	13,175.80		33,855.89
230 PSERS Retirement Contributions	95,542.99	60,841.86		156,384.85
Total Personnel Services – Employee Benefits	\$165,009.82	\$121,029.60		\$286,039.42
300 Purchased Professional and Technical Services				
330 Other Professional Services	27,074.47	25,021.87		52,096.34
Total Purchased Professional and Technical Services	\$27,074.47	\$25,021.87		\$52,096.34
600 Supplies				
610 General Supplies	7,772.82	7,183.53		14,956.35
Total Supplies	\$7,772.82	\$7,183.53		\$14,956.35
Total 2140 Psychological Services	\$482,634.30	\$331,733.47		\$814,367.77

General Fund (10)

2160 Social Work Services

Elementary

Secondary

Federal

Total

100 Personnel Services – Salaries

100 Personnel Services – Salaries

163,675.64

Total Personnel Services – Salaries

\$163,675.64

200 Personnel Services – Employee Benefits

210 Group Insurance – Contracted Provider

51,735.27

220 Social Security Contributions

11,236.68

230 PSERS Retirement Contributions

55,926.89

Total Personnel Services – Employee Benefits

\$118,898.84

300 Purchased Professional and Technical Services

330 Other Professional Services

163,821.00

Total Purchased Professional and Technical Services

\$163,821.00

600 Supplies

640 Books and Periodicals

66.99

Total Supplies

\$66.99

700 Property

752 Capital Equipment – Original and Additional

527.47

Total Property

\$527.47

Total 2160 Social Work Services

\$446,989.94

General Fund (10)

	<u>Elementary</u>	<u>Secondary</u>	<u>Federal</u>	<u>Total</u>
2170 Student Accounting Services				
100 Personnel Services – Salaries				
100 Personnel Services – Salaries				79,794.00
Total Personnel Services – Salaries				\$79,794.00
200 Personnel Services – Employee Benefits				
210 Group Insurance – Contracted Provider				9,943.32
220 Social Security Contributions				6,014.84
230 PSERS Retirement Contributions				27,361.36
Total Personnel Services – Employee Benefits				\$43,319.52
300 Purchased Professional and Technical Services				
330 Other Professional Services				5,708.55
Total Purchased Professional and Technical Services				\$5,708.55
500 Other Purchased Services				
580 Travel				1,650.04
Total Other Purchased Services				\$1,650.04
600 Supplies				
610 General Supplies				70,220.41
Total Supplies				\$70,220.41
800 Other Objects				
810 Dues and Fees				70.00
Total Other Objects				\$70.00
Total 2170 Student Accounting Services				\$200,762.52

General Fund (10)

2200 Support Services – Instructional Staff

	<u>Elementary</u>	<u>Secondary</u>	<u>Federal</u>	<u>Total</u>
100 Personnel Services – Salaries				
100 Personnel Services – Salaries	792,887.73	633,970.84	7,740.00	1,434,598.57
Total Personnel Services – Salaries	\$792,887.73	\$633,970.84	\$7,740.00	\$1,434,598.57
200 Personnel Services – Employee Benefits				
210 Group Insurance – Contracted Provider	142,382.57	125,517.87		267,900.44
220 Social Security Contributions	58,298.51	46,216.03	577.77	105,092.31
230 PSERS Retirement Contributions	268,884.50	215,032.38	2,697.59	486,614.47
280 Other Post-Employment Benefits (OPEB)	7,172.22	6,628.48		13,800.70
291 Other Retirement Plans	1,467.36	1,032.65		2,500.01
Total Personnel Services – Employee Benefits	\$478,205.16	\$394,427.41	\$3,275.36	\$875,907.93
300 Purchased Professional and Technical Services				
329 Professional Educational Services – Other	30,465.06	62,123.96	36,798.00	129,387.02
330 Other Professional Services	227.37	24,184.93		24,412.30
340 Technical Services	33,272.27	30,749.80		64,022.07
Total Purchased Professional and Technical Services	\$63,964.70	\$117,058.69	\$36,798.00	\$217,821.39
400 Purchased Property Services				
430 Repairs and Maintenance Services	128.19	234.58		362.77
440 Rentals	3,169.94	2,929.62		6,099.56
Total Purchased Property Services	\$3,298.13	\$3,164.20		\$6,462.33
500 Other Purchased Services				
530 Communications	161.63	149.37		311.00
580 Travel	2,827.66	3,512.98	7,000.00	13,340.64
Total Other Purchased Services	\$2,989.29	\$3,662.35	\$7,000.00	\$13,651.64
600 Supplies				
610 General Supplies	6,421.06	4,997.07	1,740.34	13,158.47
630 Food	495.02	457.48		952.50
640 Books and Periodicals	11,121.81	9,232.19		20,354.00
650 Supplies & Fees – Technology Related	27,658.41	23,396.76	17,000.00	68,055.17
Total Supplies	\$45,696.30	\$38,083.50	\$18,740.34	\$102,520.14
700 Property				
752 Capital Equipment – Original and Additional	2,040.80	1,886.09		3,926.89
Total Property	\$2,040.80	\$1,886.09		\$3,926.89
800 Other Objects				
810 Dues and Fees	663.74	665.26		1,329.00
Total Other Objects	\$663.74	\$665.26		\$1,329.00
Total 2200 Support Services – Instructional Staff	\$1,389,745.85	\$1,192,918.34	\$73,553.70	\$2,656,217.89

General Fund (10)

	<u>Elementary</u>	<u>Secondary</u>	<u>Federal</u>	<u>Total</u>
2220 Technology Support Services				
100 Personnel Services – Salaries				
100 Personnel Services – Salaries	135,810.15	95,272.38		231,082.53
Total Personnel Services – Salaries	\$135,810.15	\$95,272.38		\$231,082.53
200 Personnel Services – Employee Benefits				
210 Group Insurance – Contracted Provider	24,435.58	13,852.87		38,288.45
220 Social Security Contributions	10,122.01	7,141.60		17,263.61
230 PSERS Retirement Contributions	46,387.58	31,992.40		78,379.98
Total Personnel Services – Employee Benefits	\$80,945.17	\$52,986.87		\$133,932.04
300 Purchased Professional and Technical Services				
330 Other Professional Services		23,974.80		23,974.80
Total Purchased Professional and Technical Services		\$23,974.80		\$23,974.80
400 Purchased Property Services				
430 Repairs and Maintenance Services	128.19	234.58		362.77
Total Purchased Property Services	\$128.19	\$234.58		\$362.77
600 Supplies				
650 Supplies & Fees – Technology Related	22,726.13	12,651.09	17,000.00	52,377.22
Total Supplies	\$22,726.13	\$12,651.09	\$17,000.00	\$52,377.22
Total 2220 Technology Support Services	\$239,609.64	\$185,119.72	\$17,000.00	\$441,729.36

General Fund (10)

2240 Computer-Assisted Instruction Support Services

300 Purchased Professional and Technical Services

340 Technical Services

Total Purchased Professional and Technical Services

Total 2240 Computer-Assisted Instruction Support Services

	<u>Elementary</u>	<u>Secondary</u>	<u>Federal</u>	<u>Total</u>
340 Technical Services	28,971.12	26,774.73		55,745.85
Total Purchased Professional and Technical Services	\$28,971.12	\$26,774.73		\$55,745.85
Total 2240 Computer-Assisted Instruction Support Services	\$28,971.12	\$26,774.73		\$55,745.85

General Fund (10)

2250 School Library Services

	<u>Elementary</u>	<u>Secondary</u>	<u>Federal</u>	<u>Total</u>
100 Personnel Services – Salaries				
100 Personnel Services – Salaries	255,387.56	167,461.77		422,849.33
Total Personnel Services – Salaries	\$255,387.56	\$167,461.77		\$422,849.33
200 Personnel Services – Employee Benefits				
210 Group Insurance – Contracted Provider	46,369.13	45,513.70		91,882.83
220 Social Security Contributions	19,146.02	12,244.81		31,390.83
230 PSERS Retirement Contributions	86,575.03	57,422.74		143,997.77
Total Personnel Services – Employee Benefits	\$152,090.18	\$115,181.25		\$267,271.43
400 Purchased Property Services				
440 Rentals	1,610.05	1,487.99		3,098.04
Total Purchased Property Services	\$1,610.05	\$1,487.99		\$3,098.04
500 Other Purchased Services				
580 Travel		655.38		655.38
Total Other Purchased Services		\$655.38		\$655.38
600 Supplies				
610 General Supplies	1,242.06	210.72		1,452.78
640 Books and Periodicals	8,183.51	6,516.64		14,700.15
650 Supplies & Fees – Technology Related	4,890.73	10,707.27		15,598.00
Total Supplies	\$14,316.30	\$17,434.63		\$31,750.93
800 Other Objects				
810 Dues and Fees	57.25	104.75		162.00
Total Other Objects	\$57.25	\$104.75		\$162.00
Total 2250 School Library Services	\$423,461.34	\$302,325.77		\$725,787.11

General Fund (10)

2260 Instruction and Curriculum Development Services

	<u>Elementary</u>	<u>Secondary</u>	<u>Federal</u>	<u>Total</u>
100 Personnel Services – Salaries				
100 Personnel Services – Salaries	355,858.46	328,879.77	7,740.00	692,478.23
Total Personnel Services – Salaries	\$355,858.46	\$328,879.77	\$7,740.00	\$692,478.23
200 Personnel Services – Employee Benefits				
210 Group Insurance – Contracted Provider	69,309.81	64,055.21		133,365.02
220 Social Security Contributions	25,733.69	23,782.76	577.77	50,094.22
230 PSERS Retirement Contributions	120,420.19	111,290.77	2,697.59	234,408.55
280 Other Post-Employment Benefits (OPEB)	7,172.22	6,628.48		13,800.70
291 Other Retirement Plans	1,311.45	888.56		2,200.01
Total Personnel Services – Employee Benefits	\$223,947.36	\$206,645.78	\$3,275.36	\$433,868.50
300 Purchased Professional and Technical Services				
329 Professional Educational Services – Other	13,408.26	12,391.74		25,800.00
340 Technical Services	4,301.15	3,975.07		8,276.22
Total Purchased Professional and Technical Services	\$17,709.41	\$16,366.81		\$34,076.22
400 Purchased Property Services				
440 Rentals	1,559.89	1,441.63		3,001.52
Total Purchased Property Services	\$1,559.89	\$1,441.63		\$3,001.52
500 Other Purchased Services				
530 Communications	161.63	149.37		311.00
580 Travel	597.81	552.48		1,150.29
Total Other Purchased Services	\$759.44	\$701.85		\$1,461.29
600 Supplies				
610 General Supplies	3,870.80	3,577.34		7,448.14
640 Books and Periodicals	135.27	125.02		260.29
Total Supplies	\$4,006.07	\$3,702.36		\$7,708.43
700 Property				
752 Capital Equipment – Original and Additional	2,040.80	1,886.09		3,926.89
Total Property	\$2,040.80	\$1,886.09		\$3,926.89
800 Other Objects				
810 Dues and Fees	606.49	560.51		1,167.00
Total Other Objects	\$606.49	\$560.51		\$1,167.00
Total 2260 Instruction and Curriculum Development Services	\$606,487.92	\$560,184.80	\$11,015.36	\$1,177,688.08

General Fund (10)

2270 Instructional Staff Professional Development Services

	<u>Elementary</u>	<u>Secondary</u>	<u>Federal</u>	<u>Total</u>
100 Personnel Services – Salaries				
100 Personnel Services – Salaries	41,154.26	38,034.22		79,188.48
Total Personnel Services – Salaries	\$41,154.26	\$38,034.22		\$79,188.48
200 Personnel Services – Employee Benefits				
210 Group Insurance – Contracted Provider	2,268.05	2,096.09		4,364.14
220 Social Security Contributions	2,943.00	2,719.89		5,662.89
230 PSERS Retirement Contributions	13,897.85	12,844.21		26,742.06
291 Other Retirement Plans	155.91	144.09		300.00
Total Personnel Services – Employee Benefits	\$19,264.81	\$17,804.28		\$37,069.09
300 Purchased Professional and Technical Services				
329 Professional Educational Services – Other	17,056.80	49,732.22	33,000.00	99,789.02
330 Other Professional Services	227.37	210.13		437.50
Total Purchased Professional and Technical Services	\$17,284.17	\$49,942.35	\$33,000.00	\$100,226.52
500 Other Purchased Services				
580 Travel	2,229.85	2,305.12	7,000.00	11,534.97
Total Other Purchased Services	\$2,229.85	\$2,305.12	\$7,000.00	\$11,534.97
600 Supplies				
610 General Supplies	1,308.20	1,209.01		2,517.21
630 Food	495.02	457.48		952.50
640 Books and Periodicals	2,803.03	2,590.53		5,393.56
650 Supplies & Fees – Technology Related	41.55	38.40		79.95
Total Supplies	\$4,647.80	\$4,295.42		\$8,943.22
Total 2270 Instructional Staff Professional Development Services	\$84,580.89	\$112,381.39	\$40,000.00	\$236,962.28

General Fund (10)

2280 Nonpublic Support Services

Elementary

Secondary

Federal

Total

300 Purchased Professional and Technical Services

329 Professional Educational Services – Other

3,798.00

3,798.00

Total Purchased Professional and Technical Services

\$3,798.00

\$3,798.00

600 Supplies

610 General Supplies

1,740.34

1,740.34

Total Supplies

\$1,740.34

\$1,740.34

Total 2280 Nonpublic Support Services

\$5,538.34

\$5,538.34

General Fund (10)

	<u>Elementary</u>	<u>Secondary</u>	<u>Federal</u>	<u>Total</u>
2290 Other Instructional Staff Services				
100 Personnel Services – Salaries				
100 Personnel Services – Salaries	4,677.30	4,322.70		9,000.00
Total Personnel Services – Salaries	\$4,677.30	\$4,322.70		\$9,000.00
200 Personnel Services – Employee Benefits				
220 Social Security Contributions	353.79	326.97		680.76
230 PSERS Retirement Contributions	1,603.85	1,482.26		3,086.11
Total Personnel Services – Employee Benefits	\$1,957.64	\$1,809.23		\$3,766.87
Total 2290 Other Instructional Staff Services	\$6,634.94	\$6,131.93		\$12,766.87

General Fund (10)

2300 Support Services – Administration

	<u>Elementary</u>	<u>Secondary</u>	<u>Federal</u>	<u>Total</u>
100 Personnel Services – Salaries				
100 Personnel Services – Salaries	866,765.74	1,115,573.39		2,398,976.14
Total Personnel Services – Salaries	\$866,765.74	\$1,115,573.39		\$2,398,976.14
200 Personnel Services – Employee Benefits				
210 Group Insurance – Contracted Provider	169,963.71	213,061.20		454,719.18
220 Social Security Contributions	62,945.93	80,382.40		169,583.06
230 PSERS Retirement Contributions	294,827.14	375,463.63		811,816.74
291 Other Retirement Plans	996.84	2,824.14		4,820.98
Total Personnel Services – Employee Benefits	\$528,733.62	\$671,731.37		\$1,440,939.96
300 Purchased Professional and Technical Services				
330 Other Professional Services				462,835.73
Total Purchased Professional and Technical Services				\$462,835.73
400 Purchased Property Services				
440 Rentals	14,414.25	13,321.47		27,735.72
Total Purchased Property Services	\$14,414.25	\$13,321.47		\$27,735.72
500 Other Purchased Services				
520 Insurance – General				68,260.94
530 Communications	4,834.22	7,209.76		21,431.05
549 Other Advertising/Public Relations				4,804.04
550 Printing and Binding		398.50		398.50
580 Travel	330.69	29.28		1,468.37
599 Other Miscellaneous Purchased Services				23,502.64
Total Other Purchased Services	\$5,164.91	\$7,637.54		\$119,865.54
600 Supplies				
610 General Supplies	18,135.90	15,898.01		64,202.57
630 Food	171.24	3,727.89		4,957.72
640 Books and Periodicals	73.63	638.71		1,821.49
650 Supplies & Fees – Technology Related				197.30
Total Supplies	\$18,380.77	\$20,264.61		\$71,179.08
700 Property				
752 Capital Equipment – Original and Additional				1,633.06
Total Property				\$1,633.06
800 Other Objects				
810 Dues and Fees	2,643.56	4,753.42		46,101.69
820 Claims and Judgments Against the LEA				1,232,683.87
Total Other Objects	\$2,643.56	\$4,753.42		\$1,278,785.56
Total 2300 Support Services – Administration	\$1,436,102.85	\$1,833,281.80		\$5,801,950.79

General Fund (10)

	<u>Elementary</u>	<u>Secondary</u>	<u>Federal</u>	<u>Total</u>
2310 Board Services				
100 Personnel Services – Salaries				
100 Personnel Services – Salaries				2,583.00
Total Personnel Services – Salaries				\$2,583.00
200 Personnel Services – Employee Benefits				
220 Social Security Contributions				189.92
230 PSERS Retirement Contributions				885.78
Total Personnel Services – Employee Benefits				\$1,075.70
300 Purchased Professional and Technical Services				
330 Other Professional Services				48,986.27
Total Purchased Professional and Technical Services				\$48,986.27
500 Other Purchased Services				
520 Insurance – General				47,240.00
549 Other Advertising/Public Relations				4,617.82
Total Other Purchased Services				\$51,857.82
600 Supplies				
610 General Supplies				919.20
Total Supplies				\$919.20
800 Other Objects				
810 Dues and Fees				28,535.71
820 Claims and Judgments Against the LEA				1,232,683.87
Total Other Objects				\$1,261,219.58
Total 2310 Board Services				\$1,366,641.57

General Fund (10)

	<u>Elementary</u>	<u>Secondary</u>	<u>Federal</u>	<u>Total</u>
2330 Tax Assessment and Collection Services				
100 Personnel Services – Salaries				
100 Personnel Services – Salaries				54,591.08
Total Personnel Services – Salaries				\$54,591.08
200 Personnel Services – Employee Benefits				
210 Group Insurance – Contracted Provider				77.22
220 Social Security Contributions				4,122.67
230 PSERS Retirement Contributions				17,793.53
Total Personnel Services – Employee Benefits				\$21,993.42
500 Other Purchased Services				
520 Insurance – General				21,020.94
530 Communications				9,387.07
549 Other Advertising/Public Relations				186.22
Total Other Purchased Services				\$30,594.23
600 Supplies				
610 General Supplies				21,113.47
Total Supplies				\$21,113.47
Total 2330 Tax Assessment and Collection Services				\$128,292.20

General Fund (10)

2350 Legal and Accounting Services

Elementary

Secondary

Federal

Total

300 Purchased Professional and Technical Services

330 Other Professional Services

332,807.26

Total Purchased Professional and Technical Services

\$332,807.26

Total 2350 Legal and Accounting Services

\$332,807.26

General Fund (10)

2360 Office of the Superintendent / Executive Director Services

	<u>Elementary</u>	<u>Secondary</u>	<u>Federal</u>	<u>Total</u>
100 Personnel Services – Salaries				
100 Personnel Services – Salaries				359,462.93
Total Personnel Services – Salaries				\$359,462.93
200 Personnel Services – Employee Benefits				
210 Group Insurance – Contracted Provider				71,617.05
220 Social Security Contributions				21,942.14
230 PSERS Retirement Contributions				122,846.66
291 Other Retirement Plans				1,000.00
Total Personnel Services – Employee Benefits				\$217,405.85
500 Other Purchased Services				
530 Communications	93.88	86.77		180.65
580 Travel				933.40
Total Other Purchased Services	\$93.88	\$86.77		\$1,114.05
600 Supplies				
610 General Supplies				7,971.79
630 Food				477.09
640 Books and Periodicals				1,109.15
Total Supplies				\$9,558.03
700 Property				
752 Capital Equipment – Original and Additional				1,633.06
Total Property				\$1,633.06
800 Other Objects				
810 Dues and Fees				9,464.00
Total Other Objects				\$9,464.00
Total 2360 Office of the Superintendent / Executive Director Services	\$93.88	\$86.77		\$598,637.92

General Fund (10)

2370 Community Relations Services

Elementary

Secondary

Federal

Total

300 Purchased Professional and Technical Services

330 Other Professional Services

81,042.20

Total Purchased Professional and Technical Services

\$81,042.20

500 Other Purchased Services

580 Travel

175.00

Total Other Purchased Services

\$175.00

600 Supplies

610 General Supplies

164.20

630 Food

581.50

650 Supplies & Fees – Technology Related

197.30

Total Supplies

\$943.00

800 Other Objects

810 Dues and Fees

705.00

Total Other Objects

\$705.00

Total 2370 Community Relations Services

\$82,865.20

General Fund (10)

2380 Office of the Principal Services

	<u>Elementary</u>	<u>Secondary</u>	<u>Federal</u>	<u>Total</u>
100 Personnel Services – Salaries				
100 Personnel Services – Salaries	866,765.74	1,115,573.39		1,982,339.13
Total Personnel Services – Salaries	\$866,765.74	\$1,115,573.39		\$1,982,339.13
200 Personnel Services – Employee Benefits				
210 Group Insurance – Contracted Provider	169,963.71	213,061.20		383,024.91
220 Social Security Contributions	62,945.93	80,382.40		143,328.33
230 PSERS Retirement Contributions	294,827.14	375,463.63		670,290.77
291 Other Retirement Plans	996.84	2,824.14		3,820.98
Total Personnel Services – Employee Benefits	\$528,733.62	\$671,731.37		\$1,200,464.99
400 Purchased Property Services				
440 Rentals	14,414.25	13,321.47		27,735.72
Total Purchased Property Services	\$14,414.25	\$13,321.47		\$27,735.72
500 Other Purchased Services				
530 Communications	4,740.34	7,122.99		11,863.33
550 Printing and Binding		398.50		398.50
580 Travel	330.69	29.28		359.97
Total Other Purchased Services	\$5,071.03	\$7,550.77		\$12,621.80
600 Supplies				
610 General Supplies	18,135.90	15,898.01		34,033.91
630 Food	171.24	3,727.89		3,899.13
640 Books and Periodicals	73.63	638.71		712.34
Total Supplies	\$18,380.77	\$20,264.61		\$38,645.38
800 Other Objects				
810 Dues and Fees	2,643.56	4,753.42		7,396.98
Total Other Objects	\$2,643.56	\$4,753.42		\$7,396.98
Total 2380 Office of the Principal Services	\$1,436,008.97	\$1,833,195.03		\$3,269,204.00

General Fund (10)

2390 Other Administration Services

Elementary

Secondary

Federal

Total

500 Other Purchased Services

599 Other Miscellaneous Purchased Services

23,502.64

Total Other Purchased Services

\$23,502.64

Total 2390 Other Administration Services

\$23,502.64

General Fund (10)

	<u>Elementary</u>	<u>Secondary</u>	<u>Federal</u>	<u>Total</u>
2400 Support Services – Pupil Health				
100 Personnel Services – Salaries				
100 Personnel Services – Salaries				318,204.59
Total Personnel Services – Salaries				\$318,204.59
200 Personnel Services – Employee Benefits				
210 Group Insurance – Contracted Provider				94,649.22
220 Social Security Contributions				23,026.82
230 PSERS Retirement Contributions				106,983.60
Total Personnel Services – Employee Benefits				\$224,659.64
300 Purchased Professional and Technical Services				
329 Professional Educational Services – Other			104,555.25	120,466.08
330 Other Professional Services				728,501.31
Total Purchased Professional and Technical Services			\$104,555.25	\$848,967.39
400 Purchased Property Services				
410 Cleaning Services				638.00
Total Purchased Property Services				\$638.00
600 Supplies				
610 General Supplies				39,298.77
640 Books and Periodicals				105.55
Total Supplies				\$39,404.32
Total 2400 Support Services – Pupil Health			\$104,555.25	\$1,431,873.94

General Fund (10)

2420 Medical Services

Elementary

Secondary

Federal

Total

300 Purchased Professional and Technical Services

330 Other Professional Services

472,398.59

Total Purchased Professional and Technical Services

\$472,398.59

Total 2420 Medical Services

\$472,398.59

General Fund (10)

2440 Nursing Services

	<u>Elementary</u>	<u>Secondary</u>	<u>Federal</u>	<u>Total</u>
--	-------------------	------------------	----------------	--------------

100 Personnel Services – Salaries

100 Personnel Services – Salaries				299,918.78
-----------------------------------	--	--	--	------------

Total Personnel Services – Salaries				\$299,918.78
--	--	--	--	---------------------

200 Personnel Services – Employee Benefits

210 Group Insurance – Contracted Provider				88,512.00
---	--	--	--	-----------

220 Social Security Contributions				21,692.58
-----------------------------------	--	--	--	-----------

230 PSERS Retirement Contributions				100,721.81
------------------------------------	--	--	--	------------

Total Personnel Services – Employee Benefits				\$210,926.39
---	--	--	--	---------------------

300 Purchased Professional and Technical Services

329 Professional Educational Services – Other			104,555.25	120,466.08
---	--	--	------------	------------

330 Other Professional Services				256,102.72
---------------------------------	--	--	--	------------

Total Purchased Professional and Technical Services			\$104,555.25	\$376,568.80
--	--	--	---------------------	---------------------

400 Purchased Property Services

410 Cleaning Services				638.00
-----------------------	--	--	--	--------

Total Purchased Property Services				\$638.00
--	--	--	--	-----------------

600 Supplies

610 General Supplies				39,298.77
----------------------	--	--	--	-----------

640 Books and Periodicals				105.55
---------------------------	--	--	--	--------

Total Supplies				\$39,404.32
-----------------------	--	--	--	--------------------

Total 2440 Nursing Services			\$104,555.25	\$927,456.29
------------------------------------	--	--	---------------------	---------------------

General Fund (10)

2450 Nonpublic Health Services

Elementary

Secondary

Federal

Total

100 Personnel Services – Salaries

100 Personnel Services – Salaries

18,285.81

Total Personnel Services – Salaries

\$18,285.81

200 Personnel Services – Employee Benefits

210 Group Insurance – Contracted Provider

6,137.22

220 Social Security Contributions

1,334.24

230 PSERS Retirement Contributions

6,261.79

Total Personnel Services – Employee Benefits

\$13,733.25

Total 2450 Nonpublic Health Services

\$32,019.06

General Fund (10)

2500 Support Services – Business

Elementary

Secondary

Federal

Total

100 Personnel Services – Salaries

100 Personnel Services – Salaries

494,139.28

Total Personnel Services – Salaries

\$494,139.28

200 Personnel Services – Employee Benefits

210 Group Insurance – Contracted Provider

120,470.65

220 Social Security Contributions

35,168.97

230 PSERS Retirement Contributions

169,440.30

291 Other Retirement Plans

1,084.99

Total Personnel Services – Employee Benefits

\$326,164.91

300 Purchased Professional and Technical Services

330 Other Professional Services

47,995.00

Total Purchased Professional and Technical Services

\$47,995.00

400 Purchased Property Services

430 Repairs and Maintenance Services

475.99

440 Rentals

34,235.54

Total Purchased Property Services

\$34,711.53

500 Other Purchased Services

530 Communications

7,058.71

550 Printing and Binding

416.20

580 Travel

155.00

Total Other Purchased Services

\$7,629.91

600 Supplies

610 General Supplies

44,712.19

Total Supplies

\$44,712.19

800 Other Objects

810 Dues and Fees

1,829.96

890 Miscellaneous Expenditures

13,769.21

Total Other Objects

\$15,599.17

Total 2500 Support Services – Business

\$970,951.99

General Fund (10)

2510 Fiscal Services

Elementary

Secondary

Federal

Total

100 Personnel Services – Salaries

100 Personnel Services – Salaries

448,001.08

Total Personnel Services – Salaries

\$448,001.08

200 Personnel Services – Employee Benefits

210 Group Insurance – Contracted Provider

94,349.90

220 Social Security Contributions

31,903.00

230 PSERS Retirement Contributions

153,619.44

291 Other Retirement Plans

1,000.00

Total Personnel Services – Employee Benefits

\$280,872.34

300 Purchased Professional and Technical Services

330 Other Professional Services

47,995.00

Total Purchased Professional and Technical Services

\$47,995.00

400 Purchased Property Services

430 Repairs and Maintenance Services

475.99

440 Rentals

8,704.10

Total Purchased Property Services

\$9,180.09

500 Other Purchased Services

530 Communications

7,058.71

550 Printing and Binding

416.20

580 Travel

155.00

Total Other Purchased Services

\$7,629.91

600 Supplies

610 General Supplies

8,882.85

Total Supplies

\$8,882.85

800 Other Objects

810 Dues and Fees

1,829.96

890 Miscellaneous Expenditures

13,769.21

Total Other Objects

\$15,599.17

Total 2510 Fiscal Services

\$818,160.44

General Fund (10)

2511 Supervision of Fiscal Services - Head of Component

	<u>Elementary</u>	<u>Secondary</u>	<u>Federal</u>	<u>Total</u>
100 Personnel Services – Salaries				
100 Personnel Services – Salaries				448,001.08
Total Personnel Services – Salaries				\$448,001.08
200 Personnel Services – Employee Benefits				
210 Group Insurance – Contracted Provider				94,349.90
220 Social Security Contributions				31,903.00
230 PSERS Retirement Contributions				153,619.44
291 Other Retirement Plans				1,000.00
Total Personnel Services – Employee Benefits				\$280,872.34
300 Purchased Professional and Technical Services				
330 Other Professional Services				47,995.00
Total Purchased Professional and Technical Services				\$47,995.00
400 Purchased Property Services				
430 Repairs and Maintenance Services				475.99
440 Rentals				8,704.10
Total Purchased Property Services				\$9,180.09
500 Other Purchased Services				
530 Communications				7,058.71
550 Printing and Binding				416.20
580 Travel				155.00
Total Other Purchased Services				\$7,629.91
600 Supplies				
610 General Supplies				8,882.85
Total Supplies				\$8,882.85
800 Other Objects				
810 Dues and Fees				1,829.96
890 Miscellaneous Expenditures				13,769.21
Total Other Objects				\$15,599.17
Total 2511 Supervision of Fiscal Services - Head of Component				\$818,160.44

General Fund (10)

2540 Printing, Publishing and Duplicating Services

Elementary

Secondary

Federal

Total

100 Personnel Services – Salaries

100 Personnel Services – Salaries

46,138.20

Total Personnel Services – Salaries

\$46,138.20

200 Personnel Services – Employee Benefits

210 Group Insurance – Contracted Provider

26,120.75

220 Social Security Contributions

3,265.97

230 PSERS Retirement Contributions

15,820.86

291 Other Retirement Plans

84.99

Total Personnel Services – Employee Benefits

\$45,292.57

400 Purchased Property Services

440 Rentals

25,531.44

Total Purchased Property Services

\$25,531.44

600 Supplies

610 General Supplies

35,829.34

Total Supplies

\$35,829.34

Total 2540 Printing, Publishing and Duplicating Services

\$152,791.55

General Fund (10)

2600 Operation and Maintenance of Plant Services

Elementary

Secondary

Federal

Total

100 Personnel Services – Salaries				
100 Personnel Services – Salaries				1,043,175.79
Total Personnel Services – Salaries				\$1,043,175.79
200 Personnel Services – Employee Benefits				
210 Group Insurance – Contracted Provider				303,973.73
220 Social Security Contributions				76,585.70
230 PSERS Retirement Contributions				353,471.13
291 Other Retirement Plans				499.99
Total Personnel Services – Employee Benefits				\$734,530.55
300 Purchased Professional and Technical Services				
330 Other Professional Services				52,551.25
340 Technical Services				2,000.00
350 Security / Safety Services				52,286.97
Total Purchased Professional and Technical Services				\$106,838.22
400 Purchased Property Services				
410 Cleaning Services				1,057,818.01
420 Utility Services				275,933.48
430 Repairs and Maintenance Services				617,784.20
440 Rentals				15,252.62
460 Extermination Services				6,192.00
Total Purchased Property Services				\$1,972,980.31
500 Other Purchased Services				
523 General Property and Liability Insurance				204,761.50
529 Other Insurance				1,320.00
549 Other Advertising/Public Relations				802.25
580 Travel				185.00
Total Other Purchased Services				\$207,068.75
600 Supplies				
610 General Supplies	104,393.84	96,479.43		200,873.27
620 Energy				509,606.87
650 Supplies & Fees – Technology Related			1,221.00	8,034.81
Total Supplies	\$104,393.84	\$96,479.43	\$1,221.00	\$718,514.95
700 Property				
752 Capital Equipment – Original and Additional				66,785.00
Total Property				\$66,785.00
800 Other Objects				
810 Dues and Fees				4,108.94
Total Other Objects				\$4,108.94
Total 2600 Operation and Maintenance of Plant Services	\$104,393.84	\$96,479.43	\$1,221.00	\$4,854,002.51

General Fund (10)

2610 Supervision of Operation and Maintenance of Plant Services

	<u>Elementary</u>	<u>Secondary</u>	<u>Federal</u>	<u>Total</u>
100 Personnel Services – Salaries				
100 Personnel Services – Salaries				230,030.52
Total Personnel Services – Salaries				\$230,030.52
200 Personnel Services – Employee Benefits				
210 Group Insurance – Contracted Provider				39,989.63
220 Social Security Contributions				16,930.90
230 PSERS Retirement Contributions				78,877.65
Total Personnel Services – Employee Benefits				\$135,798.18
400 Purchased Property Services				
440 Rentals				1,257.48
Total Purchased Property Services				\$1,257.48
500 Other Purchased Services				
529 Other Insurance				1,320.00
549 Other Advertising/Public Relations				802.25
Total Other Purchased Services				\$2,122.25
600 Supplies				
610 General Supplies	5,794.39	5,355.10		11,149.49
Total Supplies	\$5,794.39	\$5,355.10		\$11,149.49
800 Other Objects				
810 Dues and Fees				945.00
Total Other Objects				\$945.00
Total 2610 Supervision of Operation and Maintenance of Plant Services	\$5,794.39	\$5,355.10		\$381,302.92

General Fund (10)

2611 Supervision of Operation and Maintenance of Plant Services – Head of Component

	<u>Elementary</u>	<u>Secondary</u>	<u>Federal</u>	<u>Total</u>
100 Personnel Services – Salaries				
100 Personnel Services – Salaries				230,030.52
Total Personnel Services – Salaries				\$230,030.52
200 Personnel Services – Employee Benefits				
210 Group Insurance – Contracted Provider				39,989.63
220 Social Security Contributions				16,930.90
230 PSERS Retirement Contributions				78,877.65
Total Personnel Services – Employee Benefits				\$135,798.18
400 Purchased Property Services				
440 Rentals				1,257.48
Total Purchased Property Services				\$1,257.48
500 Other Purchased Services				
529 Other Insurance				1,320.00
549 Other Advertising/Public Relations				802.25
Total Other Purchased Services				\$2,122.25
600 Supplies				
610 General Supplies	5,794.39	5,355.10		11,149.49
Total Supplies	\$5,794.39	\$5,355.10		\$11,149.49
800 Other Objects				
810 Dues and Fees				945.00
Total Other Objects				\$945.00
Total 2611 Supervision of Operation and Maintenance of Plant Services – Head of Component	\$5,794.39	\$5,355.10		\$381,302.92

General Fund (10)

2620 Operation of Buildings Services

	<u>Elementary</u>	<u>Secondary</u>	<u>Federal</u>	<u>Total</u>
100 Personnel Services – Salaries				
100 Personnel Services – Salaries				494,643.65
Total Personnel Services – Salaries				\$494,643.65
200 Personnel Services – Employee Benefits				
210 Group Insurance – Contracted Provider				149,479.89
220 Social Security Contributions				36,502.40
230 PSERS Retirement Contributions				165,350.78
291 Other Retirement Plans				414.99
Total Personnel Services – Employee Benefits				\$351,748.06
300 Purchased Professional and Technical Services				
340 Technical Services				2,000.00
Total Purchased Professional and Technical Services				\$2,000.00
400 Purchased Property Services				
410 Cleaning Services				923,980.51
420 Utility Services				275,933.48
430 Repairs and Maintenance Services				23,186.79
440 Rentals				12,483.16
460 Extermination Services				6,192.00
Total Purchased Property Services				\$1,241,775.94
500 Other Purchased Services				
523 General Property and Liability Insurance				204,761.50
Total Other Purchased Services				\$204,761.50
600 Supplies				
610 General Supplies	17,029.70	15,738.63		32,768.33
620 Energy				509,606.87
Total Supplies	\$17,029.70	\$15,738.63		\$542,375.20
800 Other Objects				
810 Dues and Fees				3,163.94
Total Other Objects				\$3,163.94
Total 2620 Operation of Buildings Services	\$17,029.70	\$15,738.63		\$2,840,468.29

General Fund (10)

2630 Care and Upkeep of Grounds Services	<u>Elementary</u>	<u>Secondary</u>	<u>Federal</u>	<u>Total</u>
100 Personnel Services – Salaries				
100 Personnel Services – Salaries				51,680.34
Total Personnel Services – Salaries				\$51,680.34
200 Personnel Services – Employee Benefits				
210 Group Insurance – Contracted Provider				24,458.15
220 Social Security Contributions				3,710.72
230 PSERS Retirement Contributions				17,721.18
Total Personnel Services – Employee Benefits				\$45,890.05
400 Purchased Property Services				
410 Cleaning Services				133,837.50
430 Repairs and Maintenance Services				117,487.35
Total Purchased Property Services				\$251,324.85
600 Supplies				
610 General Supplies	15,764.43	14,569.29		30,333.72
Total Supplies	\$15,764.43	\$14,569.29		\$30,333.72
Total 2630 Care and Upkeep of Grounds Services	\$15,764.43	\$14,569.29		\$379,228.96

General Fund (10)

2640 Care and Upkeep of Equipment Services

	<u>Elementary</u>	<u>Secondary</u>	<u>Federal</u>	<u>Total</u>
100 Personnel Services – Salaries				
100 Personnel Services – Salaries				260,921.28
Total Personnel Services – Salaries				\$260,921.28
200 Personnel Services – Employee Benefits				
210 Group Insurance – Contracted Provider				90,046.06
220 Social Security Contributions				19,019.65
230 PSERS Retirement Contributions				89,498.43
291 Other Retirement Plans				85.00
Total Personnel Services – Employee Benefits				\$198,649.14
300 Purchased Professional and Technical Services				
330 Other Professional Services				52,551.25
Total Purchased Professional and Technical Services				\$52,551.25
400 Purchased Property Services				
430 Repairs and Maintenance Services				461,585.43
440 Rentals				1,511.98
Total Purchased Property Services				\$463,097.41
600 Supplies				
610 General Supplies	47,163.52	43,587.92		90,751.44
Total Supplies	\$47,163.52	\$43,587.92		\$90,751.44
700 Property				
752 Capital Equipment – Original and Additional				26,785.00
Total Property				\$26,785.00
Total 2640 Care and Upkeep of Equipment Services	\$47,163.52	\$43,587.92		\$1,092,755.52

General Fund (10)

	<u>Elementary</u>	<u>Secondary</u>	<u>Federal</u>	<u>Total</u>
2650 Vehicle Operation and Maintenance Services (Other Than Student Transportation Vehicles)				
400 <u>Purchased Property Services</u>				
430 Repairs and Maintenance Services				14,997.63
Total Purchased Property Services				\$14,997.63
600 <u>Supplies</u>				
610 General Supplies	1,363.16	1,259.81		2,622.97
Total Supplies	\$1,363.16	\$1,259.81		\$2,622.97
Total 2650 Vehicle Operation and Maintenance Services (Other Than Student Transportation Vehicles)	\$1,363.16	\$1,259.81		\$17,620.60

General Fund (10)

	<u>Elementary</u>	<u>Secondary</u>	<u>Federal</u>	<u>Total</u>
2660 Safety and Security Services				
100 Personnel Services – Salaries				
100 Personnel Services – Salaries				5,900.00
Total Personnel Services – Salaries				\$5,900.00
200 Personnel Services – Employee Benefits				
220 Social Security Contributions				422.03
230 PSERS Retirement Contributions				2,023.09
Total Personnel Services – Employee Benefits				\$2,445.12
300 Purchased Professional and Technical Services				
350 Security / Safety Services				52,286.97
Total Purchased Professional and Technical Services				\$52,286.97
400 Purchased Property Services				
430 Repairs and Maintenance Services				527.00
Total Purchased Property Services				\$527.00
500 Other Purchased Services				
580 Travel				185.00
Total Other Purchased Services				\$185.00
600 Supplies				
610 General Supplies	17,278.64	15,968.68		33,247.32
650 Supplies & Fees – Technology Related			1,221.00	8,034.81
Total Supplies	\$17,278.64	\$15,968.68	\$1,221.00	\$41,282.13
700 Property				
752 Capital Equipment – Original and Additional				40,000.00
Total Property				\$40,000.00
Total 2660 Safety and Security Services	\$17,278.64	\$15,968.68	\$1,221.00	\$142,626.22

General Fund (10)

	<u>Elementary</u>	<u>Secondary</u>	<u>Federal</u>	<u>Total</u>
2700 Student Transportation Services				
100 Personnel Services – Salaries				
100 Personnel Services – Salaries				1,610,474.11
Total Personnel Services – Salaries				\$1,610,474.11
200 Personnel Services – Employee Benefits				
210 Group Insurance – Contracted Provider				694,015.59
220 Social Security Contributions				117,957.23
230 PSERS Retirement Contributions				563,925.64
Total Personnel Services – Employee Benefits				\$1,375,898.46
300 Purchased Professional and Technical Services				
330 Other Professional Services				14,421.59
340 Technical Services				2,785.00
Total Purchased Professional and Technical Services				\$17,206.59
400 Purchased Property Services				
430 Repairs and Maintenance Services				96,063.35
440 Rentals				378,907.88
Total Purchased Property Services				\$474,971.23
500 Other Purchased Services				
513 Contracted Carriers				1,043.30
516 Student Transportation Services From the IU				24,299.43
522 Automotive Liability Insurance				57,872.00
530 Communications				190.65
580 Travel				3,684.62
Total Other Purchased Services				\$87,090.00
600 Supplies				
610 General Supplies				16,628.32
620 Energy				164,237.18
Total Supplies				\$180,865.50
800 Other Objects				
810 Dues and Fees				9,407.00
Total Other Objects				\$9,407.00
Total 2700 Student Transportation Services				\$3,755,912.89

General Fund (10)

2720 Vehicle Operation Services

Elementary

Secondary

Federal

Total

100 Personnel Services – Salaries

100 Personnel Services – Salaries

917,970.24

Total Personnel Services – Salaries

\$917,970.24

200 Personnel Services – Employee Benefits

210 Group Insurance – Contracted Provider

395,588.89

220 Social Security Contributions

67,235.62

230 PSERS Retirement Contributions

321,437.61

Total Personnel Services – Employee Benefits

\$784,262.12

300 Purchased Professional and Technical Services

330 Other Professional Services

8,220.31

340 Technical Services

1,587.45

Total Purchased Professional and Technical Services

\$9,807.76

400 Purchased Property Services

430 Repairs and Maintenance Services

20,516.07

440 Rentals

215,977.49

Total Purchased Property Services

\$236,493.56

500 Other Purchased Services

513 Contracted Carriers

1,043.30

516 Student Transportation Services From the IU

24,299.43

522 Automotive Liability Insurance

32,987.04

530 Communications

108.67

580 Travel

2,100.23

Total Other Purchased Services

\$60,538.67

600 Supplies

610 General Supplies

8,238.28

620 Energy

93,615.19

Total Supplies

\$101,853.47

800 Other Objects

810 Dues and Fees

5,361.99

Total Other Objects

\$5,361.99

Total 2720 Vehicle Operation Services

\$2,116,287.81

General Fund (10)

2740 Vehicle Servicing and Maintenance Services

Elementary

Secondary

Federal

Total

400 Purchased Property Services

430 Repairs and Maintenance Services

60,070.24

Total Purchased Property Services

\$60,070.24

600 Supplies

610 General Supplies

2,175.20

Total Supplies

\$2,175.20

Total 2740 Vehicle Servicing and Maintenance Services

\$62,245.44

General Fund (10)

2750 Nonpublic Transportation

Elementary

Secondary

Federal

Total

100 Personnel Services – Salaries

100 Personnel Services – Salaries

692,503.87

Total Personnel Services – Salaries

\$692,503.87

200 Personnel Services – Employee Benefits

210 Group Insurance – Contracted Provider

298,426.70

220 Social Security Contributions

50,721.61

230 PSERS Retirement Contributions

242,488.03

Total Personnel Services – Employee Benefits

\$591,636.34

300 Purchased Professional and Technical Services

330 Other Professional Services

6,201.28

340 Technical Services

1,197.55

Total Purchased Professional and Technical Services

\$7,398.83

400 Purchased Property Services

430 Repairs and Maintenance Services

15,477.04

440 Rentals

162,930.39

Total Purchased Property Services

\$178,407.43

500 Other Purchased Services

522 Automotive Liability Insurance

24,884.96

530 Communications

81.98

580 Travel

1,584.39

Total Other Purchased Services

\$26,551.33

600 Supplies

610 General Supplies

6,214.84

620 Energy

70,621.99

Total Supplies

\$76,836.83

800 Other Objects

810 Dues and Fees

4,045.01

Total Other Objects

\$4,045.01

Total 2750 Nonpublic Transportation

\$1,577,379.64

General Fund (10)

2800 Support Services – Central

Elementary Secondary Federal Total

100	<u>Personnel Services – Salaries</u>			
	100 Personnel Services – Salaries			445,435.49
Total Personnel Services – Salaries				\$445,435.49
200	<u>Personnel Services – Employee Benefits</u>			
	210 Group Insurance – Contracted Provider			123,079.83
	220 Social Security Contributions			31,960.30
	230 PSERS Retirement Contributions			149,160.23
	240 Tuition Reimbursement			97,632.52
	260 Workers' Compensation			199,417.00
	291 Other Retirement Plans			1,477.84
Total Personnel Services – Employee Benefits				\$602,727.72
300	<u>Purchased Professional and Technical Services</u>			
	330 Other Professional Services			16,131.04
	340 Technical Services			237,484.90
Total Purchased Professional and Technical Services				\$253,615.94
400	<u>Purchased Property Services</u>			
	430 Repairs and Maintenance Services			20,800.00
	490 Other Purchased Property Services			11,083.00
Total Purchased Property Services				\$31,883.00
500	<u>Other Purchased Services</u>			
	530 Communications			93,744.97
	550 Printing and Binding			(278.03)
Total Other Purchased Services				\$93,466.94
600	<u>Supplies</u>			
	610 General Supplies		17,500.00	161,164.14
	630 Food			481.85
	650 Supplies & Fees – Technology Related			18,738.10
Total Supplies				\$17,500.00
800	<u>Other Objects</u>			
	810 Dues and Fees			385.00
Total Other Objects				\$385.00
Total 2800 Support Services – Central			\$17,500.00	\$1,607,898.18

General Fund (10)

2810 Planning, Research, Development and Evaluation Services

	<u>Elementary</u>	<u>Secondary</u>	<u>Federal</u>	<u>Total</u>
100 Personnel Services – Salaries				
100 Personnel Services – Salaries				182,498.99
Total Personnel Services – Salaries				\$182,498.99
200 Personnel Services – Employee Benefits				
210 Group Insurance – Contracted Provider				28,816.92
220 Social Security Contributions				13,413.42
230 PSERS Retirement Contributions				58,999.25
291 Other Retirement Plans				977.84
Total Personnel Services – Employee Benefits				\$102,207.43
300 Purchased Professional and Technical Services				
340 Technical Services				237,484.90
Total Purchased Professional and Technical Services				\$237,484.90
400 Purchased Property Services				
430 Repairs and Maintenance Services				20,800.00
490 Other Purchased Property Services				11,083.00
Total Purchased Property Services				\$31,883.00
500 Other Purchased Services				
530 Communications				93,585.07
Total Other Purchased Services				\$93,585.07
600 Supplies				
610 General Supplies			17,500.00	105,039.28
630 Food				74.49
650 Supplies & Fees – Technology Related				18,738.10
Total Supplies			\$17,500.00	\$123,851.87
Total 2810 Planning, Research, Development and Evaluation Services			\$17,500.00	\$771,511.26

General Fund (10)

2830 Staff Services

	<u>Elementary</u>	<u>Secondary</u>	<u>Federal</u>	<u>Total</u>
100 Personnel Services – Salaries				
100 Personnel Services – Salaries				262,936.50
Total Personnel Services – Salaries				\$262,936.50
200 Personnel Services – Employee Benefits				
210 Group Insurance – Contracted Provider				94,262.91
220 Social Security Contributions				18,546.88
230 PSERS Retirement Contributions				90,160.98
240 Tuition Reimbursement				97,632.52
260 Workers' Compensation				199,417.00
291 Other Retirement Plans				500.00
Total Personnel Services – Employee Benefits				\$500,520.29
300 Purchased Professional and Technical Services				
330 Other Professional Services				16,131.04
Total Purchased Professional and Technical Services				\$16,131.04
500 Other Purchased Services				
530 Communications				159.90
550 Printing and Binding				(278.03)
Total Other Purchased Services				(\$118.13)
600 Supplies				
610 General Supplies				56,124.86
630 Food				407.36
Total Supplies				\$56,532.22
800 Other Objects				
810 Dues and Fees				385.00
Total Other Objects				\$385.00
Total 2830 Staff Services				\$836,386.92

General Fund (10)

2831 Supervision of Staff Services

Elementary

Secondary

Federal

Total

100 Personnel Services – Salaries

100 Personnel Services – Salaries

262,936.50

Total Personnel Services – Salaries

\$262,936.50

200 Personnel Services – Employee Benefits

210 Group Insurance – Contracted Provider

94,262.91

220 Social Security Contributions

18,546.88

230 PSERS Retirement Contributions

90,160.98

260 Workers' Compensation

199,417.00

291 Other Retirement Plans

500.00

Total Personnel Services – Employee Benefits

\$402,887.77

300 Purchased Professional and Technical Services

330 Other Professional Services

12,591.04

Total Purchased Professional and Technical Services

\$12,591.04

500 Other Purchased Services

530 Communications

159.90

550 Printing and Binding

(278.03)

Total Other Purchased Services

(\$118.13)

600 Supplies

610 General Supplies

56,124.86

630 Food

407.36

Total Supplies

\$56,532.22

800 Other Objects

810 Dues and Fees

385.00

Total Other Objects

\$385.00

Total 2831 Supervision of Staff Services

\$735,214.40

General Fund (10)

2834 Staff Development Services – Non-Instructional, Certified Staff Only

Elementary

Secondary

Federal

Total

200 Personnel Services – Employee Benefits

240 Tuition Reimbursement

84,632.52

Total Personnel Services – Employee Benefits

\$84,632.52

Total 2834 Staff Development Services – Non-Instructional, Certified Staff Only

\$84,632.52

General Fund (10)

2835 Health Services

Elementary

Secondary

Federal

Total

300 Purchased Professional and Technical Services

330 Other Professional Services

3,540.00

Total Purchased Professional and Technical Services

\$3,540.00

Total 2835 Health Services

\$3,540.00

General Fund (10)

2836 Staff Development Services – Non-Instructional, Non-Certified Staff Only

Elementary

Secondary

Federal

Total

200 Personnel Services – Employee Benefits

240 Tuition Reimbursement

13,000.00

Total Personnel Services – Employee Benefits

\$13,000.00

Total 2836 Staff Development Services – Non-Instructional, Non-Certified Staff Only

\$13,000.00

General Fund (10)

2900 Other Support Services

Elementary

Secondary

Federal

Total

500 Other Purchased Services

595 IU Payments By Withholding

48,899.75

Total Other Purchased Services

\$48,899.75

Total 2900 Other Support Services

\$48,899.75

General Fund (10)

2910 Support Services Not Listed Elsewhere In the 2000 Series

Elementary

Secondary

Federal

Total

500 Other Purchased Services

595 IU Payments By Withholding

48,899.75

Total Other Purchased Services

\$48,899.75

Total 2910 Support Services Not Listed Elsewhere In the 2000 Series

\$48,899.75

General Fund (10)

3000 Operation of Non-Instructional Services

Total

100 Personnel Services – Salaries

100 Personnel Services – Salaries 898,467.47

Total Personnel Services – Salaries

\$898,467.47

200 Personnel Services – Employee Benefits

210 Group Insurance – Contracted Provider 16,261.15

220 Social Security Contributions 68,019.85

230 PSERS Retirement Contributions 282,209.69

Total Personnel Services – Employee Benefits

\$366,490.69

300 Purchased Professional and Technical Services

330 Other Professional Services 74,665.00

350 Security / Safety Services 4,423.45

390 Other Purchased Professional and Technical Services 4,473.50

Total Purchased Professional and Technical Services

\$83,561.95

400 Purchased Property Services

430 Repairs and Maintenance Services 16,999.65

440 Rentals 7,000.00

Total Purchased Property Services

\$23,999.65

500 Other Purchased Services

520 Insurance – General 32,788.00

550 Printing and Binding 1,075.00

580 Travel 12,398.83

599 Other Miscellaneous Purchased Services 29,337.67

Total Other Purchased Services

\$75,599.50

600 Supplies

610 General Supplies 68,404.45

650 Supplies & Fees – Technology Related 19,243.99

Total Supplies

\$87,648.44

700 Property

752 Capital Equipment – Original and Additional 28,832.10

Total Property

\$28,832.10

800 Other Objects

810 Dues and Fees 26,160.50

Total Other Objects

\$26,160.50

Total 3000 Operation of Non-Instructional Services

\$1,590,760.30

General Fund (10)

3200 Student Activities

	<u>Elementary</u>	<u>Secondary</u>	<u>Federal</u>	<u>Total</u>
--	-------------------	------------------	----------------	--------------

100	<u>Personnel Services – Salaries</u>				
	100 Personnel Services – Salaries				898,467.47
Total Personnel Services – Salaries					\$898,467.47
200	<u>Personnel Services – Employee Benefits</u>				
	210 Group Insurance – Contracted Provider				16,261.15
	220 Social Security Contributions				68,019.85
	230 PSERS Retirement Contributions				282,209.69
Total Personnel Services – Employee Benefits					\$366,490.69
300	<u>Purchased Professional and Technical Services</u>				
	330 Other Professional Services				74,665.00
	350 Security / Safety Services				4,423.45
	390 Other Purchased Professional and Technical Services				4,473.50
Total Purchased Professional and Technical Services					\$83,561.95
400	<u>Purchased Property Services</u>				
	430 Repairs and Maintenance Services				16,999.65
	440 Rentals				7,000.00
Total Purchased Property Services					\$23,999.65
500	<u>Other Purchased Services</u>				
	520 Insurance – General				32,788.00
	550 Printing and Binding				1,075.00
	580 Travel				12,398.83
	599 Other Miscellaneous Purchased Services				29,337.67
Total Other Purchased Services					\$75,599.50
600	<u>Supplies</u>				
	610 General Supplies				68,404.45
	650 Supplies & Fees – Technology Related				19,243.99
Total Supplies					\$87,648.44
700	<u>Property</u>				
	752 Capital Equipment – Original and Additional				28,832.10
Total Property					\$28,832.10
800	<u>Other Objects</u>				
	810 Dues and Fees				26,160.50
Total Other Objects					\$26,160.50
Total 3200 Student Activities					\$1,590,760.30

General Fund (10)

5000 Other Expenditures and Financing Uses

Total

800 Other Objects

830 Interest	1,713,550.03
880 Refunds of Prior Years' Receipts	37,661.31

Total Other Objects	\$1,751,211.34
----------------------------	-----------------------

900 Other Uses of Funds

910 Redemption of Principal	5,864,000.00
939 Other Fund Transfers	11,937.45

Total Other Uses of Funds	\$5,875,937.45
----------------------------------	-----------------------

Total 5000 Other Expenditures and Financing Uses	\$7,627,148.79
---	-----------------------

General Fund (10)

5100 Debt Service / Other Expenditures and Financing Uses	<u>Elementary</u>	<u>Secondary</u>	<u>Federal</u>	<u>Total</u>
800 Other Objects				
830 Interest				1,713,550.03
880 Refunds of Prior Years' Receipts				37,661.31
Total Other Objects				\$1,751,211.34
900 Other Uses of Funds				
910 Redemption of Principal				5,864,000.00
Total Other Uses of Funds				\$5,864,000.00
Total 5100 Debt Service / Other Expenditures and Financing Uses				\$7,615,211.34

General Fund (10)

	<u>Elementary</u>	<u>Secondary</u>	<u>Federal</u>	<u>Total</u>
5110 Debt Service				
800 Other Objects				
830 Interest				1,713,550.03
Total Other Objects				\$1,713,550.03
900 Other Uses of Funds				
910 Redemption of Principal				5,864,000.00
Total Other Uses of Funds				\$5,864,000.00
Total 5110 Debt Service				\$7,577,550.03

LEA : 125239603 Wallingford-Swarthmore SD

Printed 11/23/2020 11:59:12 AM

General Fund (10)

5130 Refund of Prior Year Revenues / Receipts

Elementary

Secondary

Federal

Total

800 Other Objects

880 Refunds of Prior Years' Receipts

37,661.31

Total Other Objects

\$37,661.31

Total 5130 Refund of Prior Year Revenues / Receipts

\$37,661.31

LEA : 125239603 Wallingford-Swarthmore SD

Printed 11/23/2020 11:59:12 AM

General Fund (10)

	<u>Elementary</u>	<u>Secondary</u>	<u>Federal</u>	<u>Total</u>
5200 Interfund Transfers – Out				
900 <u>Other Uses of Funds</u>				
939 Other Fund Transfers				11,937.45
Total Other Uses of Funds				\$11,937.45
Total 5200 Interfund Transfers – Out				\$11,937.45

General Fund (10)

5250 Enterprise Fund Transfers

Elementary

Secondary

Federal

Total

900 Other Uses of Funds

939 Other Fund Transfers

11,937.45

Total Other Uses of Funds

\$11,937.45

Total 5250 Enterprise Fund Transfers

\$11,937.45

LEA : 125239603 Wallingford-Swarthmore SD

Printed 11/23/2020 11:58:51 AM

Capital Reserve Fund - § 1431 (32)

4000 Facilities Acquisition, Construction and Improvement Services

Total

400 Purchased Property Services

450 Construction Services

810,616.07

Total Purchased Property Services

\$810,616.07

Total 4000 Facilities Acquisition, Construction and Improvement Services

\$810,616.07

LEA : 125239603 Wallingford-Swarthmore SD

Printed 11/23/2020 11:58:51 AM

Capital Reserve Fund - § 1431 (32)

4600 Existing Building Improvement Services

Elementary

Secondary

Federal

Total

400 Purchased Property Services

450 Construction Services

810,616.07

Total Purchased Property Services

\$810,616.07

Total 4600 Existing Building Improvement Services

\$810,616.07

LEA : 125239603 Wallingford-Swarthmore SD

Printed 11/23/2020 11:57:53 AM

Other Capital Projects Fund (39)

1000 Instruction	<u>Total</u>
400 <u>Purchased Property Services</u>	
440 Rentals	1,205,847.00
Total Purchased Property Services	\$1,205,847.00
Total 1000 Instruction	\$1,205,847.00

Other Capital Projects Fund (39)

1100 Regular Programs – Elementary / Secondary

400 Purchased Property Services

440 Rentals

Total Purchased Property Services

Total 1100 Regular Programs – Elementary / Secondary

Elementary

Secondary

Federal

Total

614,981.97

590,865.03

1,205,847.00

\$614,981.97

\$590,865.03

\$1,205,847.00

\$614,981.97

\$590,865.03

\$1,205,847.00

LEA : 125239603 Wallingford-Swarthmore SD

Printed 11/23/2020 11:57:53 AM

Other Capital Projects Fund (39)

1110 Regular Programs

400 Purchased Property Services

440 Rentals

Total Purchased Property Services

Total 1110 Regular Programs

Elementary

Secondary

Federal

Total

614,981.97

590,865.03

1,205,847.00

\$614,981.97

\$590,865.03

\$1,205,847.00

\$614,981.97

\$590,865.03

\$1,205,847.00

LEA : 125239603 Wallingford-Swarthmore SD

Printed 11/23/2020 11:58:24 AM

Other Capital Projects Fund (39)

2000 Support Services

Total

800 Other Objects

810 Dues and Fees

153,380.44

Total Other Objects

\$153,380.44

Total 2000 Support Services

\$153,380.44

LEA : 125239603 Wallingford-Swarthmore SD

Printed 11/23/2020 11:58:24 AM

Other Capital Projects Fund (39)

2300 Support Services – Administration

Elementary

Secondary

Federal

Total

800 Other Objects

810 Dues and Fees

153,380.44

Total Other Objects

\$153,380.44

Total 2300 Support Services – Administration

\$153,380.44

LEA : 125239603 Wallingford-Swarthmore SD

Printed 11/23/2020 11:58:24 AM

Other Capital Projects Fund (39)

2390 Other Administration Services

Elementary

Secondary

Federal

Total

800 Other Objects

810 Dues and Fees

153,380.44

Total Other Objects				\$153,380.44
Total 2390 Other Administration Services				\$153,380.44

Other Capital Projects Fund (39)

5000 Other Expenditures and Financing Uses

Total

800 Other Objects

830 Interest 11,619.56

Total Other Objects \$11,619.56

900 Other Uses of Funds

910 Redemption of Principal 10,000,000.00

Total Other Uses of Funds \$10,000,000.00

Total 5000 Other Expenditures and Financing Uses \$10,011,619.56

Other Capital Projects Fund (39)

5100 Debt Service / Other Expenditures and Financing Uses

Elementary

Secondary

Federal

Total

800 Other Objects

830 Interest

11,619.56

Total Other Objects

\$11,619.56

900 Other Uses of Funds

910 Redemption of Principal

10,000,000.00

Total Other Uses of Funds

\$10,000,000.00

Total 5100 Debt Service / Other Expenditures and Financing Uses

\$10,011,619.56

Other Capital Projects Fund (39)

5120 Debt Service – Refunded Bonds

Elementary

Secondary

Federal

Total

800 Other Objects

830 Interest

11,619.56

Total Other Objects

\$11,619.56

900 Other Uses of Funds

910 Redemption of Principal

10,000,000.00

Total Other Uses of Funds

\$10,000,000.00

Total 5120 Debt Service – Refunded Bonds

\$10,011,619.56

	<u>General Fund(10)</u>	<u>Student Sponsored Activity Fund(21)</u>	<u>Public Purpose Trust(27)</u>	<u>Other Compt Approved (28)</u>	<u>Athletic / Activity(29)</u>
1000 Instruction					
1100 Regular Programs - Elementary / Secondary	34,982,988.18				
1200 Special Programs - Elementary / Secondary	14,582,330.51				
1300 Vocational Education	291,268.00				
1400 Other Instructional Programs - Elementary / Secondary	185,829.85				
1500 Nonpublic School Programs	4,491.00				
1600 Adult Education Programs	184,332.00				
Total Instruction	\$50,231,239.54				
2000 Support Services					
2100 Support Services - Students	3,517,193.16				
2200 Support Services - Instructional Staff	2,656,217.89				
2300 Support Services - Administration	5,801,950.79				
2400 Support Services - Pupil Health	1,431,873.94				
2500 Support Services - Business	970,951.99				
2600 Operation and Maintenance of Plant Services	4,854,002.51				
2700 Student Transportation Services	3,755,912.89				
2800 Support Services - Central	1,607,898.18				
2900 Other Support Services	48,899.75				
Total Support Services	\$24,644,901.10				
3000 Operation of Non-Instructional Services					
3200 Student Activities	1,590,760.30				
Total Operation of Non-Instructional Services	\$1,590,760.30				
4000 Facilities Acquisition, Construction and Improvement Services					
4600 Existing Building Improvement Services					
Total Facilities Acquisition, Construction and Improvement Services					
5000 Other Expenditures and Financing Uses					
5100 Debt Service / Other Expenditures and Financing Uses	7,615,211.34				
5200 Interfund Transfers - Out	11,937.45				
Total Other Expenditures and Financing Uses	\$7,627,148.79				
TOTAL ACTUAL EXPENDITURES & OTHER FINANCING USES	\$84,094,049.73				

	<u>Capital Reserve (690. 1850)(31)</u>	<u>Capital Reserve (1431)(32)</u>	<u>Other Capital Projects Fund(39)</u>	<u>Debt Service(40)</u>	<u>Permanent(90)</u>
1000 Instruction					
1100 Regular Programs - Elementary / Secondary			1,205,847.00		
1200 Special Programs - Elementary / Secondary					
1300 Vocational Education					
1400 Other Instructional Programs - Elementary / Secondary					
1500 Nonpublic School Programs					
1600 Adult Education Programs					
Total Instruction			\$1,205,847.00		
2000 Support Services					
2100 Support Services - Students					
2200 Support Services - Instructional Staff					
2300 Support Services - Administration			153,380.44		
2400 Support Services - Pupil Health					
2500 Support Services - Business					
2600 Operation and Maintenance of Plant Services					
2700 Student Transportation Services					
2800 Support Services - Central					
2900 Other Support Services					
Total Support Services				\$153,380.44	
3000 Operation of Non-Instructional Services					
3200 Student Activities					
Total Operation of Non-Instructional Services					
4000 Facilities Acquisition, Construction and Improvement Services					
4600 Existing Building Improvement Services		810,616.07			
Total Facilities Acquisition, Construction and Improvement Services		\$810,616.07			
5000 Other Expenditures and Financing Uses					
5100 Debt Service / Other Expenditures and Financing Uses				10,011,619.56	
5200 Interfund Transfers - Out					
Total Other Expenditures and Financing Uses				\$10,011,619.56	
TOTAL ACTUAL EXPENDITURES & OTHER FINANCING USES		\$810,616.07		\$11,370,847.00	

LEA : 125239603 Wallingford-Swarthmore SD

Printed 11/23/2020 11:59:43 AM

Total

1000 <u>Instruction</u>	
1100 Regular Programs - Elementary / Secondary	36,188,835.18
1200 Special Programs - Elementary / Secondary	14,582,330.51
1300 Vocational Education	291,268.00
1400 Other Instructional Programs - Elementary / Secondary	185,829.85
1500 Nonpublic School Programs	4,491.00
1600 Adult Education Programs	184,332.00
Total Instruction	\$51,437,086.54
2000 <u>Support Services</u>	
2100 Support Services - Students	3,517,193.16
2200 Support Services - Instructional Staff	2,656,217.89
2300 Support Services - Administration	5,955,331.23
2400 Support Services - Pupil Health	1,431,873.94
2500 Support Services - Business	970,951.99
2600 Operation and Maintenance of Plant Services	4,854,002.51
2700 Student Transportation Services	3,755,912.89
2800 Support Services - Central	1,607,898.18
2900 Other Support Services	48,899.75
Total Support Services	\$24,798,281.54
3000 <u>Operation of Non-Instructional Services</u>	
3200 Student Activities	1,590,760.30
Total Operation of Non-Instructional Services	\$1,590,760.30
4000 <u>Facilities Acquisition, Construction and Improvement Services</u>	
4600 Existing Building Improvement Services	810,616.07
Total Facilities Acquisition, Construction and Improvement Services	\$810,616.07
5000 <u>Other Expenditures and Financing Uses</u>	
5100 Debt Service / Other Expenditures and Financing Uses	17,626,830.90
5200 Interfund Transfers - Out	11,937.45
Total Other Expenditures and Financing Uses	\$17,638,768.35
TOTAL ACTUAL EXPENDITURES & OTHER FINANCING USES	\$96,275,512.80

LEA : 125239603 Wallingford-Swarthmore SD

Printed 11/23/2020 11:59:57 AM

PSERS Salary Data (Salary Data should relate to the General Fund only)

Amount Description	Amount
Total Salary Base for salaries subject to PSERS withholding	35,090,343.93
Total Federally Funded salaries subject to PSERS withholding	155,363.47
	<hr/>

Title I Expenditure Data

Amount Description	Amount
Expenditures Funded with Current Title I Funds	228,707.81
Expenditures Funded with Carry over Title I Funds	
	<hr/>
Total Title I Expenditure Data	\$228,707.81
	<hr/>

Benefits for Staff Relative to Collective Bargaining Agreements

	OBJECT	COVERED	NOT COVERED	TOTAL
10 General Fund	No Self Insurance data to report			
	211 Medical Insurance	5,858,935.00	400,610.94	6,259,545.94
	212 Dental Insurance	176,100.19	12,041.04	188,141.23
	215 Eye Care Insurance			
	216 Prescription Insurance	1,938,235.09	132,528.89	2,070,763.98
	271 Self-Insurance Medical Benefits			
	272 Self-Insurance Dental Benefits			
	275 Self-Insurance Eye Care Benefits			
	276 Self-Insurance Prescription Benefits			
		FUND TOTAL	\$7,973,270.28	\$545,180.87
50 Enterprise Fund	No Self Insurance data to report			
	211 Medical Insurance			
	212 Dental Insurance			
	215 Eye Care Insurance			
	216 Prescription Insurance			
	271 Self-Insurance Medical Benefits			
	272 Self-Insurance Dental Benefits			
	275 Self-Insurance Eye Care Benefits			
	276 Self-Insurance Prescription Benefits			
		FUND TOTAL		
60 Internal Service Fund	No Self Insurance data to report			
	211 Medical Insurance			
	212 Dental Insurance			
	215 Eye Care Insurance			
	216 Prescription Insurance			
	271 Self-Insurance Medical Benefits			
	272 Self-Insurance Dental Benefits			
	275 Self-Insurance Eye Care Benefits			
	276 Self-Insurance Prescription Benefits			
		FUND TOTAL		
Total of All Funds		\$7,973,270.28	\$545,180.87	\$8,518,451.15

LEA : 125239603 Wallingford-Swarthmore SD

Printed 11/23/2020 12:00:22 PM

Function	Special Education (Prior Year)	Nonspecial Education (Prior Year)	Total (Prior Year)	Special Education (Current Year)	Nonspecial Education (Current Year)	Total (Current Year)
2120 Guidance Services	351,259.89	1,354,713.35	1,705,973.24	379,260.67	1,462,704.71	1,841,965.38
2140 Psychological Services	160,936.71	620,688.88	781,625.59	167,678.32	646,689.45	814,367.77
2150 Speech Pathology and Audiology Services						
2160 Social Work Services	48,045.85	185,299.69	233,345.54	92,035.23	354,954.71	446,989.94
2260 Instruction and Curriculum Development Services	737,058.79	466,855.21	1,203,914.00	629,340.88	548,347.19	1,177,688.07
2350 Legal and Accounting Services	145,551.79	153,902.56	299,454.35	196,383.42	136,423.84	332,807.26
2420 Medical Services	495,800.92		495,800.92	472,398.59		472,398.59
2440 Nursing Services	112,854.34	435,248.34	548,102.68	190,963.25	736,493.04	927,456.29
2700 Student Transportation Services	788,232.57	3,039,997.48	3,828,230.05	773,342.46	2,982,570.43	3,755,912.89
Total	\$2,839,740.86	\$6,256,705.51	\$9,096,446.37	\$2,901,402.82	\$6,868,183.37	\$9,769,586.19

(PRINCIPAL AMOUNTS ONLY)

GOVERNMENTAL FUNDS/ ACTIVITIES

	Short-Term Borrowing	General Obligation Bonds/Notes	Authority Building Obligations	Other Long-Term Debt	Other Post-Employment Benefits (OPEB)	Compensated Absences	Net Pension Liability	Total
1. Debt at Beginning of Fiscal Year		66,959,000.00		463,570.00	3,496,017.00	986,610.00	124,423,346.00	196,328,543.00
2. Additional Debt Incurred During Year		10,165,000.00		1,205,847.00	353,485.00	131,496.00	46,638.00	11,902,466.00
3. Retirements and Repayments		15,864,000.00		611,516.00	138,052.00		4,299,465.00	20,913,033.00
4. Debt at End of Fiscal Year		61,260,000.00		1,057,901.00	3,711,450.00	1,118,106.00	120,170,519.00	187,317,976.00
5. Accreted Interest at End Of Fiscal Year								
6. Total Debt and Accreted Interest		61,260,000.00		1,057,901.00	3,711,450.00	1,118,106.00	120,170,519.00	187,317,976.00
7. Current Portion P&I - Due within 1 year		7,518,653.50						7,518,653.50
8. Interest Paid during current fiscal year		1,713,770.88						1,713,770.88

(PRINCIPAL AMOUNTS ONLY)

PROPRIETARY FUNDS

- 1. Debt at Beginning of Fiscal Year
- 2. Additional Debt Incurred During Year
- 3. Retirements and Repayments
- 4. Debt at End of Fiscal Year
- 5. Accreted Interest at End Of Fiscal Year
- 6. Total Debt and Accreted Interest
- 7. Current Portion P&I - Due within 1 year
- 8. Interest Paid during current fiscal year

Total Principal and Interest Payments Made by Your School - All Funds

Function	Fund		Principal (910)	Principal (920)	Interest (830)	Total (Principal +Interest)	Misc Other Uses (990)
5110	10	General Fund	5,864,000.00		1,713,550.03	7,577,550.03	
5110	20	Special Revenue Funds					
5110	30	Capital Projects Funds					
5110	40	Debt Service Fund					
5110	90	Permanent Fund					
5120	10	General Fund					
5120	20	Special Revenue Funds					
5120	30	Capital Projects Funds	10,000,000.00		11,619.56	10,011,619.56	
5120	40	Debt Service Fund					

Total Debt Payments - Governmental Funds			\$15,864,000.00		\$1,725,169.59	\$17,589,169.59	
---	--	--	------------------------	--	-----------------------	------------------------	--

Function	Fund		Principal (910)	Principal (920)	Interest (830)	Total (Principal +Interest)
5110	50	Enterprise Fund				
5110	60	Internal Service Fund				
5120	50	Enterprise Fund				
5120	60	Internal Service Fund				

Total Debt Payments - Proprietary Funds							
--	--	--	--	--	--	--	--

Debt Details
Governmental Funds/ Activities

Debt Category	Debt Issue Date (MM/YYYY)	Principal Amounts Only				Current Portion Due Within One Year (Principal and Interest)	Interest Paid During Fiscal Year
		Debt at Beginning of Fiscal Year	Additions	Reductions / Repayments	Debt at End of Fiscal Year		
General Obligation Bonds/Notes – CIB	06/2020		10,165,000.00		10,165,000.00	146,100.54	
General Obligation Bonds/Notes – CIB	05/2019	7,860,000.00		460,000.00	7,400,000.00	637,875.00	211,601.06
General Obligation Bonds/Notes – CIB	11/2017	14,320,000.00		1,425,000.00	12,895,000.00	1,888,822.50	365,160.00
General Obligation Bonds/Notes – CIB	11/2017	7,385,000.00		590,000.00	6,795,000.00	797,978.00	209,734.00
General Obligation Bonds/Notes – CIB	02/2017	14,930,000.00		2,365,000.00	12,565,000.00	2,933,297.46	384,145.17
General Obligation Bonds/Notes – CIB	05/2016	9,960,000.00		5,000.00	9,955,000.00	348,942.50	234,060.00
General Obligation Bonds/Notes – CIB	09/2012	10,000,000.00		10,000,000.00			261,440.00
General Obligation Bonds/Notes – CIB	09/2012	2,215,000.00		730,000.00	1,485,000.00	765,637.50	45,237.50
General Obligation Bonds/Notes – CIB	07/2004	289,000.00		289,000.00			2,393.15
Extended Term Financing Agreements		463,570.00	1,205,847.00	611,516.00	1,057,901.00		
Compensated Absences		986,610.00	131,496.00		1,118,106.00		
Other Post-Employment Benefits (OPEB)		3,496,017.00	353,485.00	138,052.00	3,711,450.00		
Net Pension Liability		124,423,346.00	46,638.00	4,299,465.00	120,170,519.00		
Totals for Debt Entered:		\$196,328,543.00	\$11,902,466.00	\$20,913,033.00	\$187,317,976.00	\$7,518,653.50	\$1,713,770.88

General Fund (10)

Section 1: Tuition/Purchased Services as Reported within Expenditure Detail

	Amount
Tuition Reported in General Fund Expenditures 1000-560	2,433,848.19
Purchased Services in General Fund Expenditures 1000-594 and 1000-597	1,297.55
Section 1 Total	\$2,435,145.74

Section 2: Tuition Paid to Institution Types During Fiscal Year

	Tuition Paid For Nonspecial Education	Tuition Paid For Special Education	Total
1 1306 Institutions			
2 Institutionalized Children's Programs			
3 Juveniles Incarcerated in Adult Facilities			
4 Residential Treatment Facilities			
5 Other Local Education Agencies			
6 Brick and Mortar Charter Schools	26,777.72	35,315.95	62,093.67
7 Cyber Charter Schools	213,940.84	255,479.34	469,420.18
8 Career and Technology Centers	291,268.00		291,268.00
9 Approved Private Schools		1,300,118.94	1,300,118.94
10 PA Chartered Schools for the Deaf and Blind			
11 Private Residential Rehabilitative Institutions		8,959.06	8,959.06
12 Juvenile Detention Centers		23,100.32	23,100.32
13 Special Program Jointures			
14 Other Tuition Not Included Elsewhere In This Section	184,332.00	95,853.57	280,185.57
Section 2 Total	\$716,318.56	\$1,718,827.18	\$2,435,145.74

1 .	<u>Student Transportation Services for Educational Field Trips</u>	26,538.11
2 .	<u>Student Transportation Services for Student Activities</u>	80,839.20
3 .	<u>Rental of Vehicles for Student Transportation Services</u>	
4 .	<u>Capital Reserve Funds</u>	

Include only district-owned transportation expenditures paid from State or local money.
 DO NOT include federal expenditures or payments to contract service providers.
 Contracted transportation services should not be recorded on this schedule.

LEA : 125239603 Wallingford-Swarthmore SD

Printed 11/23/2020 12:00:53 PM

Fund	School	School Number	Local Personnel	Local Nonpersonnel	State Personnel	State Nonpersonnel	Federal Personnel	Federal Nonpersonnel	Total	Explanation
10										
	Nether Providence El Sch	1905	6,320,972.62	1,325,966.28	1,585,227.53	332,537.15	235,168.11	5,272.84	9,805,144.53	
	Strath Haven HS	5287	15,606,285.82	3,045,649.94	3,913,877.71	763,814.13	20,028.31	4,454.64	23,354,110.55	
	Strath Haven MS	1908	11,074,253.56	2,130,703.61	2,777,295.93	534,356.06	14,686.82	3,266.61	16,534,562.59	
	Swarthmore-Rutledge Sch	1952	7,240,532.86	1,459,125.76	1,815,842.70	365,932.03	10,358.75	2,408.41	10,894,200.51	
	Wallingford El Sch	1906	6,715,457.76	1,284,046.20	1,684,159.88	322,024.08	8,995.41	2,091.43	10,016,774.76	
Total			46,957,502.62	9,245,491.79	11,776,403.75	2,318,663.45	289,237.40	17,493.93	70,604,792.94	